

CABINET

14 FEBRUARY 2012

CAPITAL BUDGET MONITORING 2011-2012

Portfolio Holder: Councillor Alan Jarrett, Finance
Report from: Mick Hayward, Chief Finance Officer
Author: Phil Watts, Finance Manager C&A, Kevin Woolmer,
Finance Manager BSD / RCC

Summary

This report presents the capital monitoring for the period to December 2011, with an outturn forecast for 2011/12.

1. Budget and policy framework

- 1.1 It is the responsibility of Cabinet to ensure that expenditure for each capital scheme remains within the budget approved by the Council but it remains the responsibility of Council to approve schemes for inclusion in the capital programme.
- 1.2 The Cabinet is asked to accept this report as urgent to enable Cabinet to receive and consider the third quarter budget monitoring information at the earliest opportunity.

2. Background

- 2.1 The current capital programme for 2011/12 is £154.5 million comprising £53.1 million in respect of brought forward schemes and £101.5 million in respect of new approvals.
- 2.2 This report consolidates the capital monitoring undertaken by each directorate, which is summarised in the appendices. The narrative part of each appendix provides a brief description of each scheme, describing the progress of each and the outputs achieved. The notes in the main body of the report, below, represent a commentary on areas of concern or items of particular interest.

3. Progress

- 3.1 Table 1 below summarises the current overall expenditure and forecasts against each directorate's 2011/12 capital programme and represents a summary of the detailed information at Appendix 1. Appendices 2 to 6 show

the position for each directorate.

Table 1: Summary – capital spend and forecasts

Directorate	Approved Programme	Spend to March 2011	Forecast spend 2011-12	Forecast spend in later years	Forecast Variance
	£'000	£'000	£'000	£'000	£'000
Business Support Dept	54,263	37,658	10,685	5,887	(33)
Children & Adult Services	174,398	64,535	46,282	60,141	(3,440)
Regeneration, Community & Culture	143,091	116,552	23,001	6,933	3,396
Member Priorities	2,931	1,392	1,481	57	(1)
TOTAL	374,683	220,137	81,327	73,019	(78)

3.2 The progress reports utilise a 'smiley face' project monitoring system that indicates progress at a glance. With only a few exceptions, the relevant budget manager has provided the information in the progress fields of the report. The criteria for the 'smiley' rating is as follows:







-  Scheme progressing on time and within budget.
-  Scheme progressing on time but not within budget or scheme progressing on budget but not within expected timescales.
-  Scheme neither progressing within expected timescales nor within budget.

Table 2 summarises the projects progress. Full detail is shown in the appendices:

Table 2: Project Progress Summary

Progress Monitoring				Total Schemes
BSD	22	0	0	22
Children & Adults	82	9	1	92
RCC	59	5	5	69
Member Priorities	26	4	0	30
Total	188	19	6	213

4. Specific Scheme Monitoring Issues and Completions

88% of schemes are progressing well, forecast to complete on time and to budget.

4.1 Business Support (Appendix 2)

4.1.1 The current (2011/12 and beyond) BSD capital programme of £16.6m is made up of brought forward approvals for existing schemes, £8.2m, plus the following new approvals totalling £8.4m

- £900,000 building repair & maintenance fund (net of transfers)
- £300,000 housing renovation loans
- £90,000 housing crisis grants
- £1,236,100 disabled facilities grant
- £45,000 Beechings Way flat conversion
- £2.4m Better for Less
- HRA £3,296,479 housing repairs
- HRA £150,000 disabled adaptations

4.1.2 There are no areas of concern to report this cycle

4.2 Children and Adults (Appendix 3)

4.2.1 The current 2011/12 capital programme for Children and Adult Services is £109.863 million, which reflects a £44.997 million increase in the overall budget since quarter 2, as a result of the following adjustments:

- The Academies Programme has increased by £24,167,064 and £20,756,447 following funding approval from Partnership for Schools (PfS) for the Bishop of Rochester Academy and the Brompton Academy respectively. Council approved this at its meeting on 20 October 2011.
- A new project, All Saints' Childrens' Centre Café Improvement Works was added to the capital programme with a budget of £65,000. This will create a healthy eating training space for practitioners and parents and is to be funded by a revenue contribution from the Early Years budget.

4.2.2 In addition, the following budget transfers have been made between projects. These budget virements have a nil effect on the overall programme and, apart from the Twydall Primary scheme, they were agreed under the Director's delegated authority:

- £70,000 was vired from the Basic Needs Programme to the Elaine Primary Expansion Works to fund the detailed development / enabling works stage of the Elaine project, followed by a further £563,780 (to give a total budget of £633,780) following the Gateway 3 report of November 2011;
- £30,000 was vired from the Bishop of Rochester Academy New Build to the Brompton Academy New Build, in order to re-align budgets in respect of council planning conditions;
- £50,490 was vired from the Schools' Devolved Formula Capital (DFC) budget to Academies Predecessor School Allocations. This was to move remaining DFC funds for Chatham Girls, Hundred of Hoo, Thomas Aveling and Walderslade Girls' schools, when they converted to academies;

- £1,141,467 was vired from the Primary Strategy Programme to the Twydall Primary School project following Gateway 3 approval in December 2011.

- 4.2.3 Against the current programme the directorate has forecast a roll forward of £60,141,000 into future years, reflecting the planned phasing of schemes, together with a net underspend against the overall programme of £3,440,000 which will allow the authority to reduce its borrowing requirements and the consequent impact on the revenue budget.
- 4.2.4 The directorate is only reporting one 'unhappy face', which is in respect of the Abbey Court Hydrotherapy Pool. This scheme was actually completed in 2010/11, however significant defects have been identified since completion. Officers have investigated the potential for pursuing a legal claim against the contractor, but have been advised by Legal Services that a claim is unlikely to be successful. Building Design Services have engaged consultants to establish the cause and determine the extent and cost of rectification works. The estimated additional cost to the Council is £50,000.
- 4.2.5 The capital monitoring includes a standing item to update Members on the progress of the Council's Academies programme:

Strood Academy

Works continue to progress well on site, both on time and on budget. The main building shell is completed and watertight. The internal fitting out is now underway, with works on the mechanical & electrical installation and also finishes moving ahead. BAM Construction are still providing good levels of local employment with between 50% and 60% local labour being used to date. BAM's curriculum projects both for Strood Academy students and students from other schools across Medway gained them the BAM regional award for educational support in December 2011. They have also been rated as excellent contractors by the externally accredited, National Considerate Contractors Scheme at two separate independent inspections.

Bishop of Rochester Academy

Works are now underway on site and some demolition of the old buildings has taken place. BAM have presented a health & safety talk to the students and the students took part in an interesting discussion relating to their school project. A programme of education activities is currently in development for the scheme. The project is on budget and programme.

Brompton Academy

Youth House has now been demolished and external works are underway by BAM. Setting out and ground works are progressing to cost and programme. The Academy has participated in some education activities with BAM and further projects are being planned.

4.3 Regeneration, Community and Culture (Appendix 4)

4.3.1 The current (2011/12 and beyond) RCC capital programme of £21.227m is made up of brought forward approvals for existing schemes of £12.948m, plus 2011/12 additions of £8.279m.

4.3.2 Additions of £409,000 since the previous cycle are all externally funded namely:

- LTP additional grant allocation £246,000
- English Heritage LMA – additional allocation £20,000
- S106 contributions – various schemes £143,000

4.3.3 The forecast variations on the Stoke Crossing scheme and CIF (Community Infrastructure Fund) schemes remain unchanged from that reported in the previous cycle (£1.223m and £421,105 respectively).

4.4 HCA related regeneration schemes (Appendix 5)

4.4.1 The quarter 1 and quarter 2 reports detailed the factors that had led to anticipated cost variances of £778,506 on the Chatham Roads schemes and £434,873 on the Waterfront Bus Station scheme. These forecast variances have increased at quarter 3 to £1.301 million and £522,697 respectively.

4.4.2 In relation to the Chatham Roads scheme, there are a number of factors that have increased the forecast overspend by some £523,000 against that previously reported:

- The final certificate on the construction contract has been received increasing costs by some £180,000. However, it should be noted that this does not allow for final account claims, which may result in further expenditure.
- Previous forecasts had allowed £200,000 for non-contract costs such as fees and statutory undertaker charges. These are now forecast at £326,000.
- Mitigation of the overspend through a review of outstanding commitments has saved £217,000 less than anticipated.

4.5 Members Priorities (Appendix 6)

4.5.1 Allocations to the programme for quarter 3 are

- Moonstone Drive Play Area £11,300
- Cherry Trees Play Area £13,450
- Grange Road Footway Renovation £28,359
- Lower Bloors Lane Allotment Fence £19,200
- Hoo Village Hall Flooring £9,850

5. Conclusions

5.1 This report provides an update on expenditure, to the end of Quarter 3, against the approved capital programme.

6. Risk Management

- 6.1 The two most significant risks facing the Council's capital investment programme are:
- Uncertainty over future funding; and
 - Ensuring that capital projects are delivered to schedule and on budget. This report highlights a number of schemes where the difficulties associated with project management and circumstance have meant that this has not happened and funding solutions are now sought against a difficult financial background.

7. Financial and Legal Implications

- 7.1 The financial implications are fully analysed in the report.

8. Recommendations

- 8.1 Cabinet is requested to:

8.1.1 Note the spending forecasts summarised at Table 1;

8.1.2 Note the virements made to the capital programme under director delegations, as described at paragraphs 4.2.2;

8.1.3 Recommend to Council the following additions to the capital programme:

- £65,000 for café improvements at the All Saints' Childrens' Centre to be funded from a revenue contribution;
- £1,141,467 for the Twydall Primary School project, to be funded from the Primary Capital Programme, following Gateway 3 approval in December 2011;
- £246,000 additional Local Transport Plan grant allocation;
- £20,000 additional funding for the English Heritage Local Management Agreement;
- £143,000 of additional S106 contributions to fund various schemes;

8.2 Cabinet is also requested to recommend to Council the removal of £3,440,000 of underspent and uncommitted budget against the Adult Social Care Programme, Primary Capital Programme, SEN Programme, Condition Programme and Woodlands Primary School scheme, allowing the Council to reduce its borrowing requirements in 2012-13.

9. Suggested Reasons for Decision

- 9.1 Cabinet has the responsibility to ensure effective budgetary control to contain expenditure within the approved limits set by Council.

Lead officer contact

Phil Watts, Finance Manager C&A, Gun Wharf, Tel. (01634) 331196.

e-mail phil.watts@medway.gov.uk

Kevin Woolmer, Finance Manager BSD/RCC, Gun Wharf, Tel (01634) 332151

e.mail kevin.woolmer@medway.gov.uk

Background Papers:

Capital Budget approved by Council 24 February 2011
Monthly monitoring returns submitted by budget managers

Name of Directorate	Approved gross cost of scheme	Total Expenditure from adoption to 31 March 2011	2011-2012 Approved Programme					Approved Spend forecast for later years			Variance
			Rolled forward from earlier years	New Approvals for 2011-2012	Remaining scheme budget	Spend and commitments to date	Forecast spend in 2011-2012	2012-2013	2013-2014	2014-2015	
	£	£	£	£	£	£	£	£	£	£	£
	(b)	(c)	(d)	(e)	(d)+(e)	(g)	(h)	(l)	(j)	(k)	(c)+(h)+(l)+(j)+(k)-(b)
Business Support	54,262,868	37,658,351	8,186,938	8,417,579	16,604,517	6,602,304	10,684,960	5,411,935	475,145	0	(32,477)
Children & Adults	174,398,195	64,534,749	25,845,137	84,018,309	109,863,446	39,748,771	46,281,641	60,141,405	0	0	(3,440,400)
Regeneration Community & Culture	143,090,573	116,552,502	18,008,549	8,529,522	26,538,071	17,881,476	23,001,135	4,615,333	2,123,184	195,000	3,396,581
Member's Priorities	2,931,343	1,391,711	1,022,115	517,517	1,539,632	263,889	1,481,188	57,215	0	0	(1,229)
Grand Total	374,682,979	220,137,313	53,062,739	101,482,927	154,545,666	64,496,440	81,448,924	70,225,888	2,598,329	195,000	(77,525)

Description Of Scheme	Approved Gross Cost of Scheme	Total Expenditure from date of adoption to 31 March 2011	Remaining Approval			Spend and Commitments	Forecast Outturn	Spend Forecast for Later Years			Total Project Variance	Status
			Rolled Forward from Earlier Years	New Approvals	Remaining Scheme Budget			2012/2013	2013/2014	2014/2015 and future years		
ICT Strategic Fund - Grant & Capital Receipts Funded	2,104,391	1,665,171	439,220	0	439,220	414,731	249,220	100,000	90,000	0	0	☺
Improving Information Management Grant	529,038	455,403	73,635	0	73,635	73,635	73,635	0	0	0	0	☺
Integrated Children's Systems Grant	228,186	201,744	26,442	0	26,442	26,442	26,442	0	0	0	0	☺
New Medway Council Website	250,000	221,024	28,976	0	28,976	11,781	11,781	0	0	0	(17,195)	☺
Mercury Abatement - Dev & Other Contributions and Prul Borrow Funded	1,757,000	132,195	1,624,805	0	1,624,805	67,516	148,000	1,301,105	175,700	0	0	☺
Better for Less Mobile Working	319,280	0	0	319,280	319,280	62,500	162,835	117,000	39,445	0	0	☺
Better for Less CRM System	1,277,443	0	0	1,277,443	1,277,443	576,555	1,137,443	70,000	70,000	0	0	☺
Better for Less Document Management	803,277	0	0	803,277	803,277	52,258	268,200	435,077	100,000	0	0	☺
Building Repair and Maintenance Fund (Funded by Capital Receipts)	4,129,500	1,448,775	1,940,725	740,000	2,680,725	334,872	600,000	2,080,725	0	0	0	☺
Demolition of Civic Centre (Funded by Capital Receipts)	550,000	465,047	84,953	0	84,953	84,953	84,953	0	0	0	0	☺
St Georges Centre Kitchen Extension (Funded by Capital Receipts)	330,000	329,588	412	0	412	0	412	0	0	0	0	☺
Gun Wharf Reception and Signage (Funded by Capital Receipts)	100,000	69,718	30,282	0	30,282	2,702	15,000	0	0	0	(15,282)	☺
Strood Riverside supporting work for CPO and land acquisition (Funded by Capital Receipts)	20,939,945	20,222,317	717,628	0	717,628	12,193	55,000	662,628	0	0	0	☺
Pentagon Staff Car Park	160,000	0	0	160,000	160,000	82,013	160,000	0	0	0	0	☺
Total BSD Projects	33,478,060	25,210,982	4,967,078	3,300,000	8,267,078	1,802,151	2,992,921	4,766,535	475,145	0	(32,477)	
Housing Projects												
Housing Renovation Loans (Funded by Regional Housing Board/Right To Buy Receipts)	1,840,093	1,341,693	154,023	344,377	498,400	221,213	498,400	0	0	0	0	☺
Energy Efficiency Top-Up Grants (Funded by Regional Housing Board)	71,673	54,474	50,526	(33,327)	17,199	17,199	17,199	0	0	0	0	☺
Crisis Grants (Funded by Right To Buy Receipts)	290,000	198,502	1,498	90,000	91,498	90,000	91,498	0	0	0	0	☺
Empty Homes (Funded by Regional Housing Board)	268,082	252,365	26,767	(11,050)	15,717	15,717	15,717	0	0	0	0	☺
Disabled Facilities Grants (Funded by CLG Capital Grant/Capital Receipts)	4,322,525	2,855,489	230,936	1,236,100	1,467,036	1,374,225	1,374,225	92,811	0	0	0	☺
89 Beechings Way Flat conversion(Funded by Capital Receipts)	45,000	0	0	45,000	45,000	4,845	45,000	0	0	0	0	☺
Planned Maintenance (Funded by Major Repairs Reserve/Housing Revenue Account)	12,903,998	7,028,143	2,579,376	3,296,479	5,875,855	2,837,325	5,400,000	475,855	0	0	0	☺
Disabled Adaptations to Council Dwellings (Funded by Supported Borrowing)	1,043,437	716,703	176,734	150,000	326,734	239,629	250,000	76,734	0	0	0	☺
Total Housing Projects	20,784,808	12,447,369	3,219,860	5,117,579	8,337,439	4,800,153	7,692,039	645,400	0	0	0	
Grand Total	54,262,868	37,658,351	8,186,938	8,417,579	16,604,517	6,602,304	10,684,960	5,411,935	475,145	0	(32,477)	

Description Of Scheme	Total Scheme Budget	Total Expenditure from date of adoption to 31 March 2011	Remaining Approval			Spend and Commitments			Forecast Outturn			Spend Forecast for Later Years			Total Project Variance	Status
			Rolled Forward from Earlier Years	New Approvals	Remaining Scheme Budget	2012/2013	2013/2014	2014/2015 and future years	2012/2013	2013/2014	2014/2015 and future years					
Modernisation and Transformation	1,349,975	858,242	417,750	73,983	491,733	19,532	69,532	422,201	0	0	0	0	0	0	0	😊
Occupational Therapy Adaptations	846,484	623,321	(6,837)	230,000	223,163	140,821	223,163	0	0	0	0	0	0	0	0	😊
Mental Health - Vocational Rehabilitation, Community bridge-building and basic IT skills provision	569,705	252,442	317,263	0	317,263	21,124	65,000	58,604	0	0	(193,659)	0	0	0	0	😐
Changing Places	105,000	550	33,450	71,000	104,450	22,864	35,000	69,450	0	0	0	0	0	0	0	😐
ASC Mobile Working	114,501	0	0	114,501	114,501	0	0	114,501	0	0	0	0	0	0	0	😐
Total for Adult Social Care	2,985,665	1,734,555	761,626	489,484	1,251,110	204,341	392,695	664,756	0	0	(193,659)	0	0	0	0	0
Woodlands Place Car Park	25,462	25,462	(462)	462	0	(462)	0	0	0	0	0	0	0	0	0	😊
Total for Children's Social Care	25,462	25,462	(462)	462	0	(462)	0	0	0	0	0	0	0	0	0	0
Aiming High for Disabled Children	595,546	391,950	(42)	203,638	203,596	3,396	3,396	200,200	0	0	0	0	0	0	0	😐
Total for Commissioning	595,546	391,950	(42)	203,638	203,596	3,396	3,396	200,200	0	0	0	0	0	0	0	0
Various Schools - Extended Schools	825,790	825,790	0	0	0	0	0	0	0	0	0	0	0	0	0	😊
Total for Inclusion	825,790	825,790	0	0	0	0	0	0	0	0	0	0	0	0	0	0
Wave 3 Childrens Centres	1,098,346	1,098,346	(258)	258	0	(5,810)	0	0	0	0	0	0	0	0	0	😊
All Saints Childrens Centre - Cafe Improvement Works	65,000	0	0	65,000	65,000	0	16,250	48,750	0	0	0	0	0	0	0	😊
Temple Mill Primary Childrens Centre	380,751	380,751	0	0	0	(7,323)	0	0	0	0	0	0	0	0	0	😊
Wave 1 & 2	1,425,663	1,425,663	0	0	0	(9,758)	0	0	0	0	0	0	0	0	0	😊
St Marys RC Primary School	453,884	453,884	0	0	0	(10,015)	0	0	0	0	0	0	0	0	0	😊
New Road Primary School	384,655	384,655	0	0	0	0	0	0	0	0	0	0	0	0	0	😊
Skinner Street Primary	170,714	170,714	0	0	0	0	0	0	0	0	0	0	0	0	0	😊
Hilltop Primary	286,162	286,162	0	0	0	0	0	0	0	0	0	0	0	0	0	😊
Total for Early Years	4,265,175	4,200,175	(258)	65,258	65,000	(32,906)	16,250	48,750	0	0	0	0	0	0	0	0
Medway Grid for Learning - Broadband Connectivity	2,382,515	1,356,029	1,026,486	0	1,026,486	83,835	626,486	400,000	0	0	0	0	0	0	0	😊
Diploma Gateway - Medway Partnership	1,000,000	800,211	199,789	0	199,789	49,855	199,789	0	0	0	0	0	0	0	0	😊
Total for Advisors Projects	3,382,515	2,156,240	1,226,275	0	1,226,275	133,690	826,275	400,000	0	0	0	0	0	0	0	0
Walderslade Primary - New Build	5,510,000	3,767,346	1,245,130	497,524	1,742,654	1,425,016	1,742,654	0	0	0	0	0	0	0	0	😐
Lordswood Primary Amalgamation Works	1,298,000	249,861	0	1,048,139	1,048,139	890,239	988,411	0	0	0	(59,728)	0	0	0	0	😊
Thames View Primary Amalgamation Works	483,000	47,203	0	435,797	435,797	335,819	387,079	0	0	0	(48,718)	0	0	0	0	😊
Primary Strategy Programme	1,370,550	813,978	9,138,665	(8,582,093)	556,572	120	0	0	0	0	(556,572)	0	0	0	0	😊
Gordon Schools - Amalgamation/PAN Reduction/SEN Hub	50,000	13,150	21,850	15,000	36,850	0	10,000	26,850	0	0	0	0	0	0	0	😊
Luton Schools - Amalgamation/PAN Reduction/SEN Hub	0	0	35,000	(35,000)	0	0	0	0	0	0	0	0	0	0	0	😊
All Faiths Primary Basic Need and Suitability Works	2,205,773	278,006	0	1,927,767	1,927,767	1,045,322	1,927,767	0	0	0	0	0	0	0	0	😊
Oaklands Primary Amalgamation Works	1,792,884	218,646	0	1,574,238	1,574,238	477,797	1,000,000	574,238	0	0	0	0	0	0	0	😊
Napier Primary Expansion following relocation of Robert Napier 6th form	2,177,686	280,524	0	1,897,162	1,897,162	578,234	1,297,162	600,000	0	0	0	0	0	0	0	😊
Twydall Schools PCP & SEN Project	1,141,467	0	0	1,141,467	1,141,467	78,266	100,000	1,041,467	0	0	0	0	0	0	0	😊
Total for Primary Strategy	16,029,360	5,668,714	10,440,645	(79,999)	10,360,646	4,830,813	7,453,073	2,242,555	0	0	(665,018)	0	0	0	0	0
Vocational Education Centre - Strood	2,000,000	4,000	1,996,000	0	1,996,000	0	1,496,000	500,000	0	0	0	0	0	0	0	😊
Academy Prog Proj Mgmt & Tech Advisory	1,510,279	1,163,279	0	347,000	347,000	230,479	347,000	0	0	0	0	0	0	0	0	😊
Strood Academy - SEN	607,220	30,480	576,740	0	576,740	(23,260)	200,000	376,740	0	0	0	0	0	0	0	😊
Bishop of Rochester - SEN	600,170	2,467	597,703	0	597,703	0	200,000	397,703	0	0	0	0	0	0	0	😊
Brompton Academy - SEN	3,066,607	226	3,066,381	0	3,066,381	0	500,000	2,566,381	0	0	0	0	0	0	0	😊
Brompton Academy Environmental Works	152,377	150,691	1,686	0	1,686	20,390	1,686	0	0	0	0	0	0	0	0	😊
Batched ICT procurement for the Academy programme	40,000	8,100	31,900	0	31,900	0	31,900	0	0	0	0	0	0	0	0	😊
Brompton Academy - New Build	20,791,447	1,900	63,100	20,726,447	20,789,547	14,445,107	2,990,712	17,798,835	0	0	0	0	0	0	0	😊
Decommission Youth House	298,108	0	0	298,108	298,108	259,056	298,108	0	0	0	0	0	0	0	0	😊
Lift MOD Restrictive Covenant	30,000	0	0	30,000	30,000	30,000	30,000	0	0	0	0	0	0	0	0	😊
Strood Academy - New Build	25,855,124	1,183,120	(1,183,120)	25,855,124	24,672,004	9,944,440	17,567,168	7,104,836	0	0	0	0	0	0	0	😊

Description Of Scheme	Total Scheme Budget	Total Expenditure from date of adoption to 31 March 2011	Remaining Approval			Spend and Commitments	Forecast Outturn	Spend Forecast for Later Years			Total Project Variance	Status
			Rolled Forward from Earlier Years	New Approvals	Remaining Scheme Budget			2012/2013	2013/2014	2014/2015 and future years		
Bishop of Rochester Academy - New Build	24,197,064	0	0	24,197,064	24,197,064	2,083,560	4,141,303	20,055,761	0	0	0	☺
Bishop of Rochester Academy Environmental Works	452,623	452,623	0	0	0	3,715	0	0	0	0	0	☺
Total for Academies Programme	79,601,019	2,996,886	5,150,390	71,453,743	76,604,133	26,993,487	27,803,877	48,800,256	0	0	0	
Abbey Court Strood - Secondary Age Provision	476,983	476,983	0	0	0	16,368	16,368	0	0	0	16,368	☺
SEN Projects	1,953,977	0	0	1,953,977	1,953,977	0	0	1,498,956	0	0	(455,021)	☺
Riverside Primary SEN Project	279,017	209,885	69,132	0	69,132	40,278	69,132	0	0	0	0	☺
Abbey Court Rainham - Masterplan	150,000	12,375	137,625	0	137,625	42,727	137,625	0	0	0	0	☺
SEN Masterplan	35,000	7,892	27,108	0	27,108	15,891	15,891	0	0	0	(11,217)	☺
Relocate Bradfields Further Educ Unit	21,892	21,892	(21,892)	21,892	0	(3,575)	0	0	0	0	0	☺
Bradfields Autism Unit	1,500,000	0	0	1,500,000	1,500,000	16,434	69,447	1,430,553	0	0	0	☺
SEN - Programme Management	65,000	0	0	65,000	65,000	65,000	65,000	0	0	0	0	☺
Total for SEN Strategy	4,481,869	729,027	211,973	3,540,869	3,752,842	193,123	373,463	2,929,509	0	0	(449,870)	
Basic Needs Programme 2011/12	1,782,624	0	0	1,782,624	1,782,624	673	673	1,789,951	0	0	8,000	☺
Wainscott Primary Expansion to 2FE	50,000	12,400	37,600	0	37,600	0	15,000	22,600	0	0	0	☺
Basic Needs - Programme Management	90,000	0	0	90,000	90,000	90,000	90,000	0	0	0	0	☺
University Technical College - Options Appraisal	8,000	0	0	8,000	8,000	0	0	0	0	0	(8,000)	☺
Elaine Primary - Expansion Works	633,780	0	0	633,780	633,780	81,849	81,849	551,931	0	0	0	☺
Total for Basic Needs	2,564,404	12,400	37,600	2,514,404	2,552,004	172,522	187,522	2,364,482	0	0	0	
Various Schools - Kitchen Renovation	401,642	301,642	(1,167)	101,167	100,000	100,000	100,000	0	0	0	0	☺
Various Schools - Seed Challenge Allocation	621,904	621,904	16,219	(16,219)	0	0	0	0	0	0	0	☺
Various Schools - Commitments and Post Project Appraisals	278,599	278,599	(3,342)	3,342	0	0	0	0	0	0	0	☺
Elaine Primary School - Full Service Extended School Community Hub	2,863,674	2,863,674	(7,500)	7,500	0	0	0	0	0	0	0	☺
The Pilgrim CE Primary School	3,197,501	3,197,501	(10,100)	10,100	0	0	0	0	0	0	0	☺
Burnt Oak Primary School	4,465,137	4,465,137	(36,528)	36,528	0	852	852	0	0	0	852	☺
Various Schools - Security Works	366,487	347,768	18,719	0	18,719	16,335	18,719	0	0	0	0	☺
Hilltop Primary School - Indoor Swimming Pool	517,845	517,845	5,551	(5,551)	0	0	0	0	0	0	0	☺
Robert Napier - Sixth Form Block	2,320,434	2,320,434	(434)	434	0	832	832	0	0	0	832	☺
Practical Cooking Spaces	1,200,000	989,861	210,139	0	210,139	185,127	210,139	0	0	0	0	☺
Kitchen/Dining Match Funding	537,608	333,337	204,271	0	204,271	204,271	204,271	0	0	0	0	☺
Sustainability Projects	30,000	28,097	1,903	0	1,903	0	1,903	0	0	0	0	☺
Condition Programme 2009/10	1,773,267	1,773,267	(22,631)	22,631	0	0	0	0	0	0	0	☺
Disability Access	15,308	6,793	93,207	(84,692)	8,515	8,515	8,515	0	0	0	0	☺
Woodlands Primary School - Extension to 2FE	1,675,000	1,250,719	424,281	0	424,281	215,565	265,565	0	0	0	(158,716)	☺
Sir Joseph Williamsons DT Block to replace temporary acc	3,249,393	373,000	2,876,393	0	2,876,393	929,506	2,460,964	415,429	0	0	0	☺
Condition Programme 2010/11	2,086,362	2,086,362	(586,361)	586,361	0	9,853	9,853	0	0	0	9,853	☺
Wayfield Primary School Foundation Stage and Childrens Centre	9,447	9,447	(9,447)	9,447	0	0	0	0	0	0	0	☺
Wainscott Primary	14,542	14,542	(14,542)	14,542	0	0	0	0	0	0	0	☺
Condition Programme 2011/12 - Roofing	453,025	0	0	453,025	453,025	410,059	453,025	0	0	0	0	☺
Condition Programme 2011/12 - Boilers	876,660	0	0	876,660	876,660	1,067,774	876,600	0	0	0	(60)	☺
Condition Programme 2011/12 - Asbestos Surveys	150,000	0	0	150,000	150,000	125,769	150,000	0	0	0	0	☺
Condition Programme 2011/12 - Asbestos Resultant Works	150,000	0	0	150,000	150,000	111,645	150,000	0	0	0	0	☺
Condition Programme 2011/12 - Electrical Works	150,000	0	0	150,000	150,000	2,512	150,000	0	0	0	0	☺
Condition Programme 2011/12 - Fire Risk Assessment	150,000	0	0	150,000	150,000	40,530	150,000	0	0	0	0	☺
Condition Programme 2011/12 - Security	50,000	0	0	50,000	50,000	12,969	50,000	0	0	0	0	☺
Condition Programme 2011/12 - Water Treatment	100,000	0	0	100,000	100,000	58,136	100,000	0	0	0	0	☺
Condition Programme 2011/12 - Structural	50,000	0	0	50,000	50,000	9,068	50,000	0	0	0	0	☺
Condition Programme 2011/12 - Other	2,054,614	0	0	2,054,614	2,054,614	18,083	20,000	0	0	0	(2,034,614)	☺

Description Of Scheme	Total Scheme Budget	Total Expenditure from date of adoption to 31 March 2011	Remaining Approval			Spend and Commitments	Forecast Outturn	Spend Forecast for Later Years			Total Project Variance	Status
			Rolled Forward from Earlier Years	New Approvals	Remaining Scheme Budget			2012/2013	2013/2014	2014/2015 and future years		
Accessibility Schemes 2011/12	50,000	0	0	50,000	50,000	38,857	50,000	0	0	0	0	☺
Condition Programme 2011/12 - Programme Management	120,000	0	0	120,000	120,000	120,000	120,000	0	0	0	0	☺
Abbey Court - Hydrotherapy Pool	10,837	10,837	0	0	0	1,306	50,000	0	0	0	50,000	☹
Total for Other School Projects	29,989,286	21,790,766	3,158,631	5,039,889	8,198,520	3,687,564	5,651,238	415,429	0	0	(2,131,853)	
Youth Service	348,801	348,801	(51)	51	0	0	0	0	0	0	0	☺
Total for Youth Service	348,801	348,801	(51)	51	0	0	0	0	0	0	0	
Sub Total	145,094,892	40,880,766	20,986,327	83,227,799	104,214,126	36,185,568	42,707,789	58,065,937	0	0	(3,440,400)	
Silverbank Park	84,351	77,831	22	6,498	6,520	0	6,520	0	0	0	0	☺
Will Adams Centre	147,942	131,150	11,678	5,114	16,792	12,183	16,792	0	0	0	0	☺
Schools Devolved Formula Capital	0	0	0	0	0	0	0	0	0	0	0	☺
Schools Devolved Formula Capital	28,831,294	23,279,984	4,847,110	704,200	5,551,310	3,476,322	3,475,842	2,075,468	0	0	0	☺
Academies - Predecessor School Allocations	239,716	165,018	0	74,698	74,698	74,698	74,698	0	0	0	0	☺
Total for Devolved Formula Capital	29,303,303	23,653,983	4,858,810	790,510	5,649,320	3,563,203	3,573,852	2,075,468	0	0	0	
Grand total	174,398,195	64,534,749	25,845,137	84,018,309	109,863,446	39,748,771	46,281,641	60,141,405	0	0	(3,440,400)	

Description Of Scheme	Approved Gross Cost of Scheme	Total Expenditure from date of adoption to 31 March 2011	Remaining Approval					Spend Forecast for Later Years			Total Project Variance	Status
			Rolled Forward from Earlier Years	New Approvals	Remaining Scheme Budget	Spend and Commitments	Forecast Outturn	2012/2013	2013/2014	2014/2015 and future years		
Building Safer Communities (Home Office Grant - 1 Year)	187,534	159,864	27,670	0	27,670	0	27,670	0	0	0	0	😊
Highways - Planned Works Fabric (Capital Receipts)	1,640,813	1,347,206	42,607	251,000	293,607	293,607	293,607	0	0	0	0	😊
Road Safety Grant (DFT Grant)	165,390	152,386	13,004	0	13,004	4,877	13,004	0	0	0	0	😊
Structural Maintenance on Roads&Bridges (LTP Borrowing -)	6,089,039	5,994,085	94,954	0	94,954	94,954	94,954	0	0	0	0	😊
Bridge Assess and Strengthening (LTP Borrowing -)	1,351,961	1,270,800	81,161	0	81,161	81,161	81,161	0	0	0	0	😊
Medway Tunnel (LTP Borrowing) and Grant DfT	6,400,000	1,125,828	5,274,172	0	5,274,172	1,306,470	1,315,000	2,000,000	1,959,172	0	0	😊
Maintenance of Traffic Signals (LTP Borrowing)	382,000	232,255	149,745	0	149,745	149,745	149,745	0	0	0	0	😊
Maintenance of Street Lighting (LTP Borrowing)	337,000	285,847	51,153	0	51,153	51,153	51,153	0	0	0	0	😊
Maintenance of Footway (LTP Borrowing)	642,000	608,056	33,944	0	33,944	33,944	33,944	0	0	0	0	😊
Maintenance of Highway Drainage Systems (LTP Borrowing)	381,000	374,710	6,290	0	6,290	6,290	6,290	0	0	0	0	😊
Maintenance of Off Carriageway Cycle tracks (LTP Borrowing)	137,617	111,955	25,662	0	25,662	25,662	25,662	0	0	0	0	😊
Highways Investment Programme (Prudential Borrowing)	4,000,000	3,503,837	496,163	0	496,163	496,163	496,163	0	0	0	0	😊
Highways - Design and Resurfacing (Capital Receipts)	5,210,725	4,079,033	192,692	939,000	1,131,692	883,228	1,131,692	0	0	0	0	😊
Highways - Structures and Tunnels (Capital Receipts)	1,628,462	1,054,982	263,480	310,000	573,480	148,257	573,480	0	0	0	0	😊
Highways Responsive Large Patching	250,000	0	0	250,000	250,000	250,000	250,000	0	0	0	0	😊
Highways Responsive Resurfacing	500,000	0	0	500,000	500,000	500,000	500,000	0	0	0	0	😊
Highways Maintenance LTP3	2,353,000	0	0	2,353,000	2,353,000	1,999,674	2,353,000	0	0	0	0	😊
Darnley Arches Subway (Third Party Contributions)	566,789	134,120	432,669	0	432,669	2,500	40,000	392,669	0	0	0	😊
Section 106 Contributions	675,911	0	0	675,911	675,911	135,000	309,899	300,000	56,012	10,000	0	😊
Integrated Transport Measures 2010-11 (DFT Grant/LTP Borrowing)	4,625,542	4,297,992	327,550	0	327,550	0	327,550	0	0	0	0	😊
Floodlighting (Capital Receipts)	27,000	22,946	4,054	0	4,054	200	4,054	0	0	0	0	😊
A228 Outstanding Contractor Issues (LTP Borrowing -)	21,837,492	21,829,477	8,015	0	8,015	8,015	8,015	0	0	0	0	😊
Sir Evelyn Road (Third Party Contributions)	860,000	860,000	0	0	0	0	0	0	0	0	0	😊
Stoke Crossing (HCA Grant and S.106)	14,062,006	11,812,602	2,099,404	150,000	2,249,404	1,200,000	2,822,404	600,000	50,000	0	1,223,000	😞
Integrated Transport LTP3	1,723,000	0	0	1,723,000	1,723,000	1,363,000	1,723,000	0	0	0	0	😊
Asset Management (LTP Borrowing -)	257,200	241,137	16,063	0	16,063	16,063	16,063	0	0	0	0	😊
Sir John Hawkins Car Park (Invest to Save)	230,000	164,451	65,549	0	65,549	432	432	0	0	0	(65,117)	😊
Civic Centre Car Park (Invest to save)	300,000	51,126	248,874	0	248,874	128,126	128,180	120,694	0	0	0	😊

Description Of Scheme	Approved Gross Cost of Scheme	Total Expenditure from date of adoption to 31 March 2011	Remaining Approval			Spend Forecast for Later Years			Total Project Variance	Status		
			Rolled Forward from Earlier Years	New Approvals	Remaining Scheme Budget	Spend and Commitments	Forecast Outturn	2012/2013			2013/2014	2014/2015 and future years
Brook Multi Storey CP Repairs	100,000	0	0	100,000	100,000	100,000	100,000	0	0	0	0	☺
Railway Street Car Park (Invest to Save)	170,001	6,406	163,595	0	163,595	5,429	5,429	158,166	0	0	0	☹
Residential Part 1 claims	0	0	0	0	0	(241,810)	(241,810)	241,810	0	0	0	☺
Waste Performance Grant (DEFRA Grant)	1,668,785	1,633,572	35,213	0	35,213	28,967	35,213	0	0	0	0	☺
Total for Front Line Services	78,760,267	61,354,673	10,153,683	7,251,911	17,405,594	9,071,107	12,674,954	3,813,339	2,065,184	10,000	1,157,883	
World Heritage Site & Great Lines Heritage Park - Funding from SEEDA, CHDT, English Heritage, Defence Estates, Hamptons International, Chatham Maritime Trust, ASDA and REVIT, Provian Construction Ltd, HTA Landscape Design	374,815	280,021	93,794	1,000	94,794	30,941	58,434	36,360	0	0	0	☺
Artlands North Kent - Funding from Arts Council England SE and KCC	239,500	51,852	70,148	117,500	187,648	163,336	187,648	0	0	0	0	☺
Townscape Heritage Initiatives - Grant funded - Heritage Lottery fund and Capital Receipts	1,600,001	1,434,979	165,022	0	165,022	80,000	165,022	0	0	0	0	☺
Innovation Centre Medway Phase 2 - Funded from Prudential Borrowing	8,890,000	8,825,283	64,717	0	64,717	46,735	64,717	0	0	0	0	☺
Watermill Wharf Strood - Funded from Capital Receipts	434,501	431,501	3,000	0	3,000	0	3,000	0	0	0	0	☹
Quality Bus Corridor - Grant funded from HCA grant & S106 Funding	12,645,700	12,078,273	567,427	0	567,427	1,147,448	983,532	5,000	0	0	421,105	☹
Gillingham Gateway - Section 106 Funding	321,128	10,289	310,839	0	310,839	23,411	152,839	150,000	8,000	0	0	☺
Gillingham Train Station Improvements - Grant funded from HCA grant	1,465,905	1,465,905	(15,905)	15,905	0	0	0	0	0	0	0	☹
Walls & Gardens	230,985	0	0	230,985	230,985	25,565	66,272	164,713	0	0	0	☺
Pentagon BS Lease Settlement	381,100	0	0	381,100	381,100	196,100	196,100	0	0	185,000	0	☺
Total for Development, Economy & Transport	26,583,635	24,578,103	1,259,042	746,490	2,005,532	1,713,536	1,877,564	356,073	8,000	185,000	421,105	
Compass Close Amenity Works (Grant funded)	257,597	253,802	3,795	0	3,795	100	3,795	0	0	0	0	☺
Gillingham Park (Reserves & Section 106 Contribution)	566,858	458,805	95,053	13,000	108,053	96,854	108,053	0	0	0	0	☺
Ranscombe Country Park (Capital Receipts)	232,340	137,846	94,494	0	94,494	128,870	94,494	0	0	0	0	☺
Wildlife Habitat at Motney Fields (Third party contributions)	70,000	57,617	12,383	0	12,383	9,925	12,383	0	0	0	0	☺
Play Area Initiatives (Big Lottery Fund)	666,470	660,122	6,348	0	6,348	12,141	6,348	0	0	0	0	☺
Hard Landscaping within Grounds Maintenance Contract (Capital Receipts)	140,000	138,117	1,883	0	1,883	1,883	1,883	0	0	0	0	☺
Greenspace Initiatives (Section 106 contributions)	405,200	262,221	117,649	25,330	142,979	4,091	13,979	129,000	0	0	0	☺
Inspirer Play For All	73,704	2,932	63,068	7,704	70,772	64,043	70,772	0	0	0	0	☺
Broomhill Community Spaces (HLF Grant Awarded to Friends of Broomhill)	49,999	35,075	14,924	0	14,924	11,421	14,924	0	0	0	0	☺
Play Builder Year 2 (DCSF Grant, Section 106 Contributions & EU Interreg Funding)	368,727	60	340,612	28,055	368,667	368,713	368,667	0	0	0	0	☺
Brook Pumping Station Subsidence (PSA Grant)	243,000	197,001	(32,001)	78,000	45,999	0	45,999	0	0	0	0	☺
Opening the Doors - Guildhall Museum (HLF, Interreg & Capital Receipts)	180,000	114,995	115,005	(50,000)	65,005	28,730	55,005	10,000	0	0	0	☺

Description Of Scheme	Approved Gross Cost of Scheme	Total Expenditure from date of adoption to 31 March 2011	Remaining Approval			Spend Forecast for Later Years			Total Project Variance	Status		
			Rolled Forward from Earlier Years	New Approvals	Remaining Scheme Budget	Spend and Commitments	Forecast Outturn	2012/2013			2013/2014	2014/2015 and future years
Medway Park Development at Black Lion (Grant, Capital receipts & Third party contributions)	11,100,000	10,926,266	173,734	0	173,734	249,415	173,734	0	0	0	0	☺
Eastgate House Improvements (Capital Receipts)	156,183	89,054	67,129	0	67,129	0	0	67,129	0	0	0	☺
English Heritage - Local Management Arrangement (Grant & Capital receipts)	730,000	579,900	130,100	20,000	150,100	12,000	30,000	70,100	50,000	0	0	☺
Upnor Castle Visitor Interpretation (Interreg & Capital Receipts)	91,489	11,489	88,511	(8,511)	80,000	26,302	80,000	0	0	0	0	☺
Rochester Castle Retaining Wall Repairs (Capital Receipts)	115,000	102,259	47,741	(35,000)	12,741	6,248	6,248	0	0	0	(6,493)	☺
Rochester Castle Keep Floodlighting (EU Funding,Section 106 Contributions,Capital Receipts)	90,000	0	90,000	0	90,000	6,000	10,000	80,000	0	0	0	☺
Eastgate House HLF Bid - Round 2	105,000	110	104,890	0	104,890	10,463	80,000	24,890	0	0	0	☺
2011-12 Greenspaces Section 106 Schemes (Section 106's)	202,501	0	0	202,501	202,501	17,461	137,699	64,802	0	0	0	☺
Total for Leisure and Culture	15,844,068	14,027,671	1,535,318	281,079	1,816,397	1,054,660	1,313,983	445,921	50,000	0	(6,493)	
Grand total	121,187,970	99,960,447	12,948,043	8,279,480	21,227,523	11,839,303	15,866,501	4,615,333	2,123,184	195,000	1,572,495	

Description Of Scheme	Approved Gross Cost of Scheme	Total Expenditure from date of adoption to 31 March 2011	Remaining Approval			2011/2012		Spend Forecast for Later Years			Total Project Variance	Status Q3
			Rolled Forward from Earlier Years	New Approvals	Remaining Scheme Budget	Spend and Commitments	Forecast Outturn	2012/2013	2013/2014	2014/2015 and future years		
Chatham Town Centre Phase 1	1,791,371	1,772,452	18,919	0	18,919	0	18,919	0	0	0	0	☺
Chatham Road Network Phase 2 and 3	8,199,979	8,323,979	(145,297)	21,297	(124,000)	1,344,388	1,177,389	0	0	0	1,301,389	☹
Chatham Bus Facility	6,463,394	4,143,554	2,319,840	0	2,319,840	2,779,348	2,842,537	0	0	0	522,697	☹
Rochester Riverside Phase 1a Other	593,002	0	593,002	0	593,002	5,025	593,002	0	0	0	0	☺
Rochester Riverside Phase 1a Infrastructure	2,500,000	36,777	2,463,223	0	2,463,223	1,879,920	2,463,223	0	0	0	0	☺
Great Lines Heritage Park	2,354,857	2,315,293	(189,181)	228,745	39,564	33,492	39,564	0	0	0	0	☺
Total for HCA related projects	21,902,603	16,592,055	5,060,506	250,042	5,310,548	6,042,173	7,134,634	0	0	0	1,824,086	

Non Medway Parklands Programme	8,069,107	6,721,345	1,347,762	0	1,347,762	804,522	1,347,762	0	0	0	0	☺
--------------------------------	-----------	-----------	-----------	---	-----------	---------	-----------	---	---	---	---	---

Description Of Scheme	Approved Gross Cost of Scheme	Total Expenditure from date of adoption to 31 March 2011	Remaining Approval			Spend Forecast for Later Years					Total Project Variance	Status	
			Rolled Forward from Earlier Years	New Approvals	Remaining Scheme Budget	Spend and Commitments	Forecast Outturn	2012/2013	2013/2014	2014/2015 and future years			
Unallocated Member Priorities	637,785	0	512,785	125,000	637,785	0	637,785	0	0	0	0	0	☺
Total for Member Priorities - Business Support	637,785	0	512,785	125,000	637,785	0	637,785	0	0	0	0	0	
Hempstead Allotment	203,175	74,860	128,315	0	128,315	66,379	110,000	18,315	0	0	0	0	☹
Phase 8 Allotments	75,325	0	0	75,325	75,325	44,065	55,000	20,325	0	0	0	0	☺
Bloors Lane Allotment Solar Panels	10,000	9,665	335	0	335	335	335	0	0	0	0	0	☺
Luton Rec Car Park	131,000	130,643	357	0	357	(19,271)	(18,000)	0	0	0	(18,357)	0	☺
Pavement & Road Repairs Lower Rainham Rd Station Rd	202,495	154,104	45,896	2,495	48,391	87,450	91,000	0	0	0	42,609	0	☹
Medway Tunnel - Dot Matrix Signs	120,000	0	120,000	0	120,000	0	120,000	0	0	0	0	0	☺
Traffic calming scheme - Meresborough Road	80,000	57,212	22,788	0	22,788	790	7,000	0	0	0	(15,788)	0	☺
Road Speed Warning Signs	471,000	451,980	19,020	0	19,020	17,409	19,020	0	0	0	0	0	☺
Roundabout & Road Improvements	150,000	148,269	1,731	0	1,731	638	1,731	0	0	0	0	0	☺
Princes Park Ball Court	160,000	146,756	13,244	0	13,244	3,551	3,551	0	0	0	(9,693)	0	☺
Improvements to Gillingham High Street	50,000	39,476	10,524	0	10,524	2,180	3,000	7,524	0	0	0	0	☹
Henley Close Play Area	34,067	32,340	1,727	0	1,727	1,727	1,727	0	0	0	0	0	☺
Play Area Improvements	22,949	15,880	7,069	0	7,069	6,069	7,069	0	0	0	0	0	☺
Vale Drive Play Area Improvements	46,746	44,380	2,366	0	2,366	2,366	2,366	0	0	0	0	0	☺
Teynham Green Improvements	8,450	0	8,450	0	8,450	8,268	8,450	0	0	0	0	0	☺
Lyall Way Playspace Scheme	13,654	0	13,654	0	13,654	13,654	12,603	1,051	0	0	0	0	☺
Magpie Hall Road sewer connection	12,150	0	0	12,150	12,150	5,985	12,150	0	0	0	0	0	☺
Stoke Village Hall Electrical Works	14,376	0	0	14,376	14,376	1,740	14,376	0	0	0	0	0	☺
Adult Play Fitness For All	97,612	0	0	97,612	97,612	0	97,612	0	0	0	0	0	☺
Rosebery Road Play Area	65,000	0	0	65,000	65,000	0	65,000	0	0	0	0	0	☺
Moonstone Drive Play Area	11,300	0	0	11,300	11,300	0	11,300	0	0	0	0	0	☺
Cherry Tree Play Area	13,450	0	0	13,450	13,450	6,769	13,450	0	0	0	0	0	☺
Grange Road Footway Renovation	28,359	0	0	28,359	28,359	0	28,359	0	0	0	0	0	☺
Lower Bloors Lane Allotment Fence	19,200	0	0	19,200	19,200	0	19,200	0	0	0	0	0	☺
Hoo Village Hall Floor	9,850	0	0	9,850	9,850	0	9,850	0	0	0	0	0	☺
Theodore Place Road Improvements	28,000	0	0	28,000	28,000	1,500	18,000	10,000	0	0	0	0	☺
The Close new street lighting	15,400	0	0	15,400	15,400	12,285	15,400	0	0	0	0	0	☹
Total for Member Priorities - Regeneration, Community & Culture	2,093,558	1,305,565	395,476	392,517	787,993	263,889	729,549	57,215	0	0	(1,229)	0	
Rainham Youth Community Centre	100,000	1,867	98,133	0	98,133	0	98,133	0	0	0	0	0	☺
Integrated Youth Support Capital Fund	100,000	84,279	15,721	0	15,721	0	15,721	0	0	0	0	0	☺
Total for Member Priorities - Children and Adults	200,000	86,146	113,854	0	113,854	0	113,854	0	0	0	0	0	
Grand total	2,931,343	1,391,711	1,022,115	517,517	1,539,632	263,889	1,481,188	57,215	0	0	(1,229)	0	