

BUSINESS SUPPORT OVERVIEW AND SCRUTINY COMMITTEE

4 AUGUST 2011

CAPITAL BUDGET MONITORING 2011/2012

Report from: Mick Hayward, Chief Finance Officer

Author: Phil Watts, Finance Manager, Children & Adults

Kevin Woolmer, Finance Manager, Business Support
and Regeneration, Community and Culture

Summary

This report presents the capital monitoring for the period to June 2011, with an outturn forecast for 2011/12.

1. Budget and policy framework

- 1.1 It is the responsibility of Cabinet to ensure that expenditure for each capital scheme remains within the budget approved by the Council but it remains the responsibility of Council to approve schemes for inclusion in the capital programme. It is for Overview and Scrutiny Committee to hold Cabinet accountable for those actions taken.
- 1.1 The Committee is asked to accept this report as urgent to enable consideration, of the first quarter budget monitoring information, at the earliest opportunity.

2. Background

- 2.1 Cabinet Members will be considering this report on 2 August and their recommendations will be reported to this meeting.
- 2.2 The approved capital programme for 2011/12 and future years is £107.7m, being £53.6m in respect of brought forward schemes and £54.1m in respect of new approvals.
- 2.3 This report consolidates the capital monitoring undertaken by each directorate, which is summarised in the appendices. The notes in the main body of the report, below, represent a commentary on areas of concern or items of particular interest.

3. Progress

3.1 Table 1 below summarises the current overall expenditure and forecasts against each directorate's 2011/12 capital programme and represents a summary of the detailed information at Appendix 1. Appendices 2 to 6 show the position by directorate.

Table 1: Summary – capital spend and forecasts

Directorate	Approved Programme	Spend to March 2011	Forecast spend 2011-12	Forecast spend in later years	Forecast Variance
	£'000	£'000	£'000	£'000	£'000
Business Support Dept	54,359	37,658	11,285	5,403	(13)
Children & Adult Services	130,188	65,241	44,616	20,331	0
Regeneration, Community & Culture	141,113	116,553	20,630	5,568	1,638
Member Priorities	2,904	1,392	1,502	2	(8)
TOTAL	328,564	220,844	78,033	31,305	1,617

3.2 The progress reports utilise a 'smiley face' project monitoring system that indicates progress at a glance. With only a few exceptions, the relevant budget manager has provided the information in the progress fields of the report. The criteria for the 'smiley' rating is as follows:




-  Scheme progressing on time and within budget
-  Scheme progressing on time but not within budget or scheme progressing on budget but not within expected timescales
-  Scheme neither progressing within expected timescales nor within budget.

Table 2 summarises the projects progress. Full detail is shown in the appendices:

Table 2: Project Progress Summary

Progress Monitoring	☺	☹	☹	Total Schemes
BSD	16	3	0	19
Children & Adults	75	8	0	83
RCC	54	5	5	64
Member Priorities	18	2	0	20
Total	163	18	5	186

4. Specific Scheme Monitoring Issues and Completions

87% of schemes are progressing well, forecast to complete on time and to budget.

4.1 Business Support

4.1.1 The current Business Support directorate capital programme of £16.7m is made up of brought forward approvals for existing schemes, £8.2m, plus the following new approvals

- £1m building repair & maintenance fund
- £300,000 housing renovation loans
- £90,000 housing crisis grants
- £1,232,000 disabled facilities grant
- £45,000 Beechings Way flat conversion
- £2.4m Better for Less
- HRA £3.3m housing repairs
- HRA £150,000 disabled adaptations

4.1.2 There are no areas of concern to report this cycle.

4.2 Children and Adults

4.2.1 At its meeting on 24 February, Council agreed a 2011/12 capital programme of £14,820,930 for the Children and Adult Services directorate. To this has been added £25,845,137 rolled forward from the 2010/11 programme, together with a number of other new funding streams, as outlined below, and giving a total capital budget for the directorate of £64,946,935:

- Partnerships for Schools approved the final business case for the Strood Academy, together with a grant of £25,855,124.
- £203,638 of Aiming High grant.
- The 2010/11 Targeted Capital (SEN) grant was reduced by £657,895, but not reflected in the 2010-11 programme.
- £1,120,000 of developer contributions were brought forward from the 2011-12 programme to fund capital schemes at Robert Napier School and the Sir Joseph Williamson Math School. Any unspent balance is reflected in the 2010-11 roll forward.

4.2.2 Since the broad 2011/12 capital allocations were agreed by Council, a number of larger schemes have progressed through procurement gateway 3 and funding has been allocated to these specific projects, whilst other capital budgets have been subdivided to reflect the detailed proposals behind the headline figures. These virements comprise the following:

- The former components of the Adult Social Care single capital pot, have been aggregated into a single grant, however this has been allocated out to fund the division's key capital priorities – mobile working, 'changing places' and the annual allocation for occupational therapy adaptations.
- The rolled forward budget for the Primary Capital Programme has now been allocated to individual schemes in accordance with Cabinet decisions regarding gateway 3 reports. The balance is expected to be spent on other schools included in the primary strategy, including Twydall, Gordon Road and Barnsole.
- The 2011/12 Condition Programme has been sub-analysed across broad headings, including roofing works and boiler replacements.

4.2.3 Against this revised £64,946,935 programme the directorate has forecast a roll forward of £20,331,298 into future years, reflecting the planned phasing of schemes and which it is anticipated will be spent in full in future years. No over or underspending is forecast against broad headings or individual projects.

4.2.4 In addition to the 'good news' that Members have already been made aware of – Riverside SEN unit, provision for secondary age pupils at Abbey Court, completion of the Surestart programme, the Robert Napier sixth form block and not least approval of the final business case for the Strood Academy – more recently Cabinet have agreed to let contracts for a number of primary strategy schemes, so building works can now commence on these.

4.2.5 The capital monitoring includes a standing item to update Members on the progress of the Council's Academies programme:

Strood Academy

Works are progressing to time and budget on site at Strood. The Considerate Contractor scheme inspector has visited the site and undertaken an audit, which rated BAM Construction Limited extremely highly as good neighbours and contractors. They are working well on the education and employment aspects of their offer with the following activities taking place since the last capital monitoring report:

- Apprenticeship scheme developed in partnership with Mid-Kent College for 6 apprentices sponsored by BAM. (6 apprenticeships will be offered to Bishop of Rochester and Brompton students next year).
- Insect hotel project at the academy site for science projects.
- Construction project building models and testing them with the students.
- Student and staff site visits.
- SEN project to explain the construction process to SEN students.
- Over 50% of labour on site from within a 20 mile radius of the site.
- Supplier open day held in partnership with the Council's economic development team and Employ Medway.

The next key milestone on site will be when the building is watertight in September 2011.

Bishop of Rochester Academy

Contract award was approved by Cabinet on 5 July 2011. Contract documents being finalised and planning application will be considered at Planning Committee on 3 August 2011. Works start on site during the school holidays.

Brompton Academy

Contract award was approved by Cabinet on 5 July 2011. The contract documents are being finalised and the planning application will be considered at Planning Committee on 3 August 2011. Works start on site during the school holidays. Works are underway to fit out space for Key Training at the adult education centre in Green Street to enable Youth House to be vacated during the summer holidays ready for demolition on programme.

4.3 Regeneration, Community and Culture

4.3.1 The current RCC capital programme of £24.559m is made up of brought forward approvals for existing schemes of £18.210m, plus 2011/12 approvals of £6.349m namely:-

Schemes agreed in budget setting

- Council investment in highway maintenance £2.250m
- LTP funded highway maintenance programme £2.353m
- LTP funded integrated transport measures £1.477m

New approvals

- Walls & Gardens £235,000 (EU funded)
- Greenspace initiatives £25,330 (s106 funded)
- Playbuilder scheme £28,055 (s106 funded)
- Brook Pumping Station £43,000 (virement from Church Wall underspend)
- Reduced 'EU funded' approvals Guildhall Museum £50,000, Upnor Castle £8,511

4.3.2 In addition to noting the five new approvals listed above, the directorate is reporting an overspend of £1.6m on the Homes and Communities Agency (HCA)/Community Infrastructure Fund (CIF) funded programme of schemes as discussed in paragraphs 4.4 and 4.5 below.

4.4 Homes and Communities Agency (HCA) funded schemes

4.4.1 Medway Council has delivered a portfolio of strategic capital infrastructure projects funded by the HCA, amounting to over £127 million over the last six years.

The funding of this programme by the HCA ended on 31 March 2011 and is now in the process of being formerly closed down, with outstanding final accounts for projects being produced and final claims submitted. By the end of June the council had submitted claims to draw down the total funding available from the HCA and at the time of drafting this report the final payment of some £1.5 million is awaited. In terms of expenditure, as reported here, works are still ongoing with a number of schemes and these forecasts represent an

informed judgment of final costs but will be subject to negotiations with contractors for final accounts.

4.4.2 The total variance for these schemes is now forecast at £1,213,379 (or 0.9% of budget) which is a major achievement given that individual projects have had to be developed without contingency sums to cover the almost inevitable difficulties that occur in construction projects. The HCA solution is flexibility across projects for funding and whilst this has been useful during the lifetime of the regeneration projects, the flexibility becomes far less useful as the end of the funding stream approaches, and in the final reckoning, as now, it is of no value. The projected outturn is in excess of the funding allocations, despite maximum draw down of the HCA funding available. Options for funding the remaining spend will be presented to the next meeting of the Council. The funding shortfall is spread across various HCA schemes as set out in the following paragraphs.

4.4.3 Chatham Waterfront Bus Station (Variance £434,873)

The projected outturn for the project is £6,898,267 with a projected cost overrun of £434,873 or 6.7%. This is despite additional costs of £923,000 incurred as a consequence of the decision to amend the original design of the bus station in response to planning concerns. The additional design costs relate both to architect's fees of £173,000 and more significantly the costs of re-designing services (roads, drainage, utilities etc) to suit the re-configured site, at £750,000.

These additional costs were significantly reduced by changes to the construction but these reductions have been subject to other cost escalation resulting from poor weather conditions causing delays to the programme, ground conditions and the poor fabric of the White House building.

4.4.4 Union Street and The Brook, roads project (Projected Variance against agreed budget £778,506):

The projected outturn for the project is £8,957,188, with a projected cost overrun of £778,506, or 9.5% above the budget. Variations to the construction project total in excess of £800,000 to date which, given the nature of the ground and history of the area, is not an unexpected occurrence albeit HCA rules precluded the addition of contingency sums. Some compensation has been made through the changes to allocations for improvements to the public realm but as an explanation some of the more significant issues are highlighted below:

- Additional fuel tanks found at the old petrol station site £39,500
- Additional design and construction costs to construct off highway bus lay-bys near Queens Street
- Programme constraints and inability to acquire Crown House land in time required redesign £119,100
- Extension of Time on Site, including severe weather delays £90,500
- Additional Designs and Land Acquisition for Gala Bingo land £60,000
- Utility diversions £44,000
- Uncharted buried chambers, walls, wells and soakaways £107,100

- Changes and increases in the scope of works to the kerbs, footways and landscaping £69,866

4.5 Community Infrastructure Fund (CIF) funded schemes

- 4.5.1 Traffic management and bus corridors (UTMC & QPTC) – projected variance of £421,105.

The projected outturn for these projects is £13,066,805 representing a projected cost overrun of £421,105 or 3.3%. The nature of the contracts used as a result of time constraints for the expenditure of funds increased the risk of variations and this has been compounded by delays and conditions imposed by English Heritage (Canal Road locks), weather and ground conditions. Savings were made against the abandoned project for North Dane Way and changes to the Corporation Street specification but these were offset by funding reductions imposed at mid-year.

4.6 Members Priorities

- 4.6.1 Allocations to the programme for quarter 1 are
- Theodore Place road improvements £28,000
 - The Close, new street lighting £15,000
 - Allotments phase 8 £50,000
 - Adult play schemes £75,000
 - Magpie Hall Rd / Ansell Rd sewer connection £12,000

5. New Schemes and Virements

- 5.1 The Cabinet will be requested to recommend to Council the following additions and amendments to the agreed capital programme in addition to the funding shortfall for HCA schemes (£1.634m) as indicated in 4.4.2 & 4.5.1:

- £25,855,124 for the new Strood Academy, to be funded from specific grant, following approval of the final business case by partnerships for Schools.
- £203,638 for specific projects providing respite opportunities for disabled children and to be funded from Aiming High grant.
- £657,895 reduction in the SEN programme, reflecting the Department for Education's decision to reduce the Council's 2010-11 Targeted Capital grant.

- 5.2 The following allocations have been added to, or vired within, the capital programme under delegated authority as reported in Section 4:

- Walls & Gardens £235,000 (EU funded)
- Greenspace initiatives £25,330 (s106 funded)
- Playbuilder scheme £28,055 (s106 funded)
- Brook Pumping Station £43,000 (virement from Church Wall underspend)

6. Funding Arrangements

- 6.1 Expenditure on capital projects is backed by cash or borrowing. The following Table 3 shows the resource allocation to support the remaining expenditure of £109.338m for 2011/12 and future years.

Table 3: Resources Available

Funding Source	Forecast Spend 2011/2012 & future years £000's
Supported Borrowing	4,638
Prudential Borrowing	4,489
Government Grant	70,402
Major Repairs Allowance/Reserve	3,312
Capital Receipts	11,865
Developer and other contributions	8,690
Reserves/ Revenue	4,325
Unfunded spending requirement	1,617
Total	109,338

7. Conclusions

- 7.1 This report provides an update on expenditure, to the end of Quarter 1, against the approved capital programme.

8. Risk Management

- 8.1 The most significant risk facing delivery of the Council's capital programme is maximising external funding for regeneration. The current economic climate is deterring investors from committing substantial sums for development at Rochester Riverside, although a limited scheme is now in progress with Hyde Housing Association.

9. Financial and Legal Implications

- 9.1 The financial and legal implications are fully analysed in the report.

10. Recommendations

- 10.1 That Members note the spending and funding forecasts summarised at Tables 1 and 3.

Lead officer contact

Phil Watts, Finance Manager C&A, Gun Wharf, Tel. (01634) 331196.
e-mail phil.watts@medway.gov.uk

Kevin Woolmer, Finance Manager BSD/RCC, Gun Wharf, Tel (01634) 332151
e.mail kevin.woolmer@medway.gov.uk

Background papers

Capital Budget approved by Council 24 February 2011

Monthly monitoring returns submitted by budget managers

Name of Directorate	Approved gross cost of scheme	Total Expenditure from adoption to 31 March 2011	2011-2012 Approved Programme					Approved Spend forecast for later years			Variance
			Rolled forward from earlier years	New Approvals for 2011-2012	Remaining scheme budget	Spend and commitments to date	Forecast spend in 2011-2012	2012-2013	2013-2014	2014-2015	
	£	£	£	£	£	£	£	£	£	£	£
	(b)	(c)	(d)	(e)	(d)+(e)	(g)	(h)	(l)	(j)	(k)	(c)+(h)+(l)+(j)+(k)-(b)
Business Support	54,358,768	37,658,352	8,186,939	8,513,478	16,700,417	1,485,894	11,285,062	4,979,062	423,755	0	(12,537)
Children & Adults	130,187,528	65,240,593	25,845,137	39,101,798	64,946,935	3,769,819	44,615,637	20,173,816	157,482	0	0
Regeneration Community & Culture	141,112,912	116,553,486	18,210,567	6,348,859	24,559,426	8,285,208	20,630,095	2,744,251	2,823,670	0	1,638,590
Member's Priorities	2,905,231	1,391,711	1,386,025	127,495	1,513,520	120,182	1,502,559	2,000	0	0	(8,961)
Grand Total	328,564,439	220,844,142	53,628,668	54,091,630	107,720,298	13,661,103	78,033,353	27,899,129	3,404,907	0	1,617,092

Description Of Scheme	Approved Gross Cost of Scheme	Total Expenditure from date of adoption to 31 March 2011	Remaining Approval				Spend Forecast for Later Years			Total Project Variance	Status	
			Rolled Forward from Earlier Years	New Approvals	Remaining Scheme Budget	Spend and Commitments	Forecast Outturn	2012/2013	2013/2014			2014/2015 and future years
ICT Strategic Fund	2,104,391	1,665,171	439,220	0	439,220	89,829	439,220	0	0	0	0	☺
Improving Information Management Grant	529,038	455,403	73,635	0	73,635	1,566	73,635	0	0	0	0	☺
Integrated Children's Systems Grant	228,186	201,744	26,442	0	26,442	0	26,442	0	0	0	0	☺
New Medway Council Website	250,000	221,024	28,976	0	28,976	0	11,000	0	0	0	(17,976)	☺
Mercury Abatement	1,757,000	132,195	1,624,805	0	1,624,805	132,195	190,609	1,231,216	202,980	0	0	☺
Better for Less Customer Contact and Assessment	2,400,000	0	0	2,400,000	2,400,000	0	1,457,668	721,557	220,775	0	0	☺
Building Repair and Maintenance Fund	4,389,500	1,448,775	1,940,725	1,000,000	2,940,725	6,401	600,000	2,340,725	0	0	(0)	☺
Demolition of Civic Centre	550,000	465,047	84,953	0	84,953	0	84,953	0	0	0	0	☺
St Georges Centre Kitchen Extension	330,000	329,588	412	0	412	1,297	5,850	0	0	0	5,438	☺
Gun Wharf Reception and Signage	100,000	69,718	30,282	0	30,282	0	30,282	0	0	0	0	☺
Strood Riverside supporting work for CPO and land acquisition	20,939,945	20,222,317	717,628	0	717,628	1,853	55,000	662,628	0	0	0	☺
Total BSD Various Projects	33,578,060	25,210,982	4,967,078	3,400,000	8,367,078	233,141	2,974,659	4,956,126	423,755	0	(12,538)	
Housing Projects												
Housing Renovation Loans	1,795,716	1,341,693	154,023	300,000	454,023	86,618	454,023	0	0	0	0	☺
Energy Efficiency Top-Up Grants	105,000	54,474	50,526	0	50,526	4,767	50,526	0	0	0	0	☺
Crisis Grants	290,000	198,502	1,498	90,000	91,498	0	91,498	0	0	0	0	☺
Empty Homes	279,132	252,365	26,767	0	26,767	0	26,767	0	0	0	0	☺
Disabled Facilities Grants	4,318,425	2,855,489	230,936	1,232,000	1,462,936	881,643	1,440,000	22,936	0	0	0	☺
89 Beechings Way Flat conversion	45,000	0	0	45,000	45,000	0	45,000	0	0	0	0	☺
Planned Maintenance	12,903,998	7,028,143	2,579,376	3,296,478	5,875,854	25,968	5,875,855	0	0	0	0	☺
Disabled Adaptations to Council Dwellings	1,043,437	716,703	176,734	150,000	326,734	253,757	326,734	0	0	0	0	☺
Total Housing Projects	20,780,708	12,447,370	3,219,860	5,113,478	8,333,338	1,252,753	8,310,403	22,936	0	0	0	
Grand total	54,358,768	37,658,352	8,186,939	8,513,478	16,700,417	1,485,894	11,285,062	4,979,062	423,755	0	(12,538)	

Description Of Scheme	Total Scheme Budget	Total Expenditure from date of adoption to 31 March 2010	Remaining Approval					Spend Forecast for Later Years			Total Project Variance	Status
			Rolled Forward from Earlier Years	New Approvals	Remaining Scheme Budget	Spend and Commitments	Forecast Outturn	2011/2012	2012/2013	2013/2014 and future years		
Modernisation and Transformation	1,349,975	858,242	417,750	73,983	491,733	218,000	491,733	0	0	0	0	☹
Occupational Therapy Adaptations	846,484	623,321	(6,837)	230,000	223,163	60,000	223,163	0	0	0	0	☺
Mental Health - Vocational Rehabilitation, Community bridge-building and basic IT skills provision	569,705	252,442	317,263	0	317,263	10,562	42,249	137,507	137,507	0	0	☹
Changing Places	105,000	550	33,450	71,000	104,450	550	104,450	0	0	0	0	☹
ASC Mobile Working	114,501	0	0	114,501	114,501	0	114,501	0	0	0	0	☹
Adult Social Care	2,985,665	1,734,555	761,626	489,484	1,251,110	289,112	976,096	137,507	137,507	0	0	
Woodlands Place Car Park	25,462	25,462	(462)	462	0	(462)	0	0	0	0	0	☹
Children's Care	25,462	25,462	(462)	462	0	(462)	0	0	0	0	0	
Aiming High for Disabled Children	595,546	391,950	(42)	203,638	203,596	0	203,596	0	0	0	0	☺
Commissioning	595,546	391,950	(42)	203,638	203,596	0	203,596	0	0	0	0	
Various Schools - Extended Schools	825,790	825,790	0	0	0	0	0	0	0	0	0	☹
Inclusion	825,790	825,790	0	0	0	0	0	0	0	0	0	
Wave 3 Children's Centres	1,098,346	1,098,346	(258)	258	0	(5,810)	0	0	0	0	0	☺
Temple Mill Primary Children's Centre	380,751	380,751	0	0	0	(7,323)	0	0	0	0	0	☺
Wave 1 & 2	1,425,663	1,425,663	0	0	0	(13,654)	0	0	0	0	0	☺
St Marys RC Primary School	453,884	453,884	0	0	0	(10,015)	0	0	0	0	0	☺
New Road Primary School	384,655	384,655	0	0	0	(8,422)	0	0	0	0	0	☺
Skinner Street Primary	170,714	170,714	0	0	0	(2,557)	0	0	0	0	0	☺
Hilltop Primary	286,162	286,162	0	0	0	(6,461)	0	0	0	0	0	☺
Early Years	4,200,175	4,200,175	(258)	258	0	(54,242)	0	0	0	0	0	
Medway Grid for Learning - Broadband Connectivity	2,382,515	1,356,029	1,026,486	0	1,026,486	33,188	626,486	400,000	0	0	0	☺
Diploma Gateway - Medway Partnership	1,000,000	800,211	199,789	0	199,789	100,000	100,000	99,789	0	0	0	☺
Advisors Projects	3,382,515	2,156,240	1,226,275	0	1,226,275	133,188	726,486	499,789	0	0	0	
Walderslade Primary - New Build	5,510,000	3,767,346	1,245,130	497,524	1,742,654	755,467	1,742,654	0	0	0	0	☹
Primary Strategy Programme	10,599,360	1,901,368	9,195,515	(497,523)	8,697,992	446,314	7,543,795	1,154,197	0	0	0	
Total for Primary Strategy	16,109,360	5,668,714	10,440,645	1	10,440,646	1,201,781	9,286,449	1,154,197	0	0	0	
Vocational Education Centre - Strood	2,000,000	4,000	1,996,000	0	1,996,000	0	1,496,000	500,000	0	0	0	☺
Academy Prog Proj Mgmt & Tech Advisory	1,510,279	1,163,279	0	347,000	347,000	111,991	347,000	0	0	0	0	☺
Strood Academy - SEN	607,220	30,480	576,740	0	576,740	0	200,000	376,740	0	0	0	☺
Bishop of Rochester - SEN	600,170	2,467	597,703	0	597,703	0	200,000	397,703	0	0	0	☺
Brompton Academy - SEN	3,066,607	226	3,066,381	0	3,066,381	0	1,000,000	2,066,381	0	0	0	☺
Brompton Academy Environmental Works	152,377	150,691	1,686	0	1,686	20,390	1,686	0	0	0	0	☺
Batched ICT procurement for the Academy programme	40,000	8,100	31,900	0	31,900	7,020	31,900	0	0	0	0	☺
Brompton Academy - New Build	65,000	1,900	63,100	0	63,100	150	50,000	13,100	0	0	0	☺
Decommission Youth House	298,108	0	0	298,108	298,108	0	298,108	0	0	0	0	☺
Lift MOD Restrictive Covenant	30,000	0	0	30,000	30,000	0	30,000	0	0	0	0	☺

Description Of Scheme	Total Scheme Budget	Total Expenditure from date of adoption to 31 March 2010	Remaining Approval					Spend Forecast for Later Years			Total Project Variance	Status
			Rolled Forward from Earlier Years	New Approvals	Remaining Scheme Budget	Spend and Commitments	Forecast Outturn	2011/2012	2012/2013	2013/2014 and future years		
Strood Academy - New Build	25,855,124	1,183,120	(1,183,120)	25,855,124	24,672,004	1,407,470	17,567,168	7,084,861	19,975	0	0	☺
Bishop of Rochester Academy - New Build	0	0	0	0	0	0	0	0	0	0	0	☺
Bishop of Rochester Academy Environmental Works	452,623	452,623	0	0	0	400	0	0	0	0	0	☺
Academies Programme	34,677,508	2,996,886	5,150,390	26,530,232	31,680,622	1,547,421	21,221,862	10,438,785	19,975	0	0	
Abbey Court Strood - Secondary Age Provision	476,983	476,983	0	0	0	0	0	0	0	0	0	☺
SEN Projects	1,953,977	0	0	1,953,977	1,953,977	0	1,953,977	0	0	0	0	☺
Riverside Primary SEN Project	279,017	209,885	69,132	0	69,132	0	69,132	0	0	0	0	☺
Abbey Court Rainham - Masterplan	150,000	12,375	137,625	0	137,625	9,606	137,625	0	0	0	0	☺
SEN Masterplan	35,000	7,892	27,108	0	27,108	0	27,108	0	0	0	0	☺
Relocate Bradfields Further Educ Unit	21,892	21,892	(21,892)	21,892	0	(3,575)	0	0	0	0	0	☺
Ridge Meadow Autism Unit	1,500,000	0	0	1,500,000	1,500,000	0	600,000	900,000	0	0	0	☺
SEN - Programme Management	65,000	0	0	65,000	65,000	65,000	65,000	0	0	0	0	☺
SEN Strategy	4,481,869	729,027	211,973	3,540,869	3,752,842	71,031	2,852,842	900,000	0	0	0	
Basic Needs Programme 2011/12	2,416,404	0	0	2,416,404	2,416,404	0	1,000,000	1,416,404	0	0	0	☺
Wainscott Primary Expansion to 2FE	50,000	12,400	37,600	0	37,600	0	37,599	1	0	0	0	☺
Basic Needs - Programme Management	90,000	0	0	90,000	90,000	90,000	90,000	0	0	0	0	☺
Basic Needs Programme	2,556,404	12,400	37,600	2,506,404	2,544,004	90,000	1,127,599	1,416,405	0	0	0	
Various Schools - Kitchen Renovation	401,642	301,642	(1,167)	101,167	100,000	100,000	100,000	0	0	0	0	☺
Various Schools - Seed Challenge Allocation	621,904	621,904	16,219	(16,219)	0	0	0	0	0	0	0	☺
Various Schools - Commitments and Post Project Appraisals	278,599	278,599	(3,342)	3,342	0	0	0	0	0	0	0	☺
Elaine Primary School - Full Service Extended School Community Hub	2,863,674	2,863,674	(7,500)	7,500	0	0	0	0	0	0	0	☺
The Pilgrim CE Primary School	3,197,501	3,197,501	(10,100)	10,100	0	0	0	0	0	0	0	☺
Burnt Oak Primary School	4,465,137	4,465,137	(36,528)	36,528	0	0	0	0	0	0	0	☺
Various Schools - Security Works	366,487	347,768	18,719	0	18,719	374	18,719	0	0	0	0	☺
Hilltop Primary School - Indoor Swimming Pool	517,845	517,845	5,551	(5,551)	0	0	0	0	0	0	0	☺
Robert Napier - Sixth Form Block	2,320,434	2,320,434	(434)	434	0	0	0	0	0	0	0	☺
Practical Cooking Spaces	1,200,000	989,861	210,139	0	210,139	29,380	210,139	0	0	0	0	☺
Kitchen/Dining Match Funding	537,608	333,337	204,271	0	204,271	0	204,271	0	0	0	0	☺
Sustainability Projects	30,000	28,097	1,903	0	1,903	0	1,903	0	0	0	0	☺
Condition Programme 2009/10	1,773,267	1,773,267	(22,631)	22,631	0	0	0	0	0	0	0	☺
Disability Access	15,308	6,793	93,207	(84,692)	8,515	0	8,515	0	0	0	0	☺
Woodlands Primary School - Extension to 2FE	1,675,000	1,250,719	424,281	0	424,281	199,805	424,281	0	0	0	0	☺
Sir Joseph Williamsons DT Block to replace temporary acc	3,249,393	373,000	2,876,393	0	2,876,393	63,293	2,676,393	200,000	0	0	0	☺
Condition Programme 2010/11	2,086,362	2,086,362	(586,361)	586,361	0	7,774	0	0	0	0	0	☺
Wayfield Primary School Foundation Stage and Children's Centre	9,447	9,447	(9,447)	9,447	0	0	0	0	0	0	0	☺
Wainscott Primary	14,542	14,542	(14,542)	14,542	0	0	0	0	0	0	0	☺

Description Of Scheme	Total Scheme Budget	Total Expenditure from date of adoption to 31 March 2010	Remaining Approval					Spend Forecast for Later Years			Total Project Variance	Status	
			Rolled Forward from Earlier Years	New Approvals	Remaining Scheme Budget	Spend and Commitments	Forecast Outturn	2011/2012	2012/2013	2013/2014 and future years			
Condition Programme 2011/12 - Roofing	453,025	0	0	453,025	453,025	0	453,025	0	0	0	0	0	☺
Condition Programme 2011/12 - Boilers	876,660	0	0	876,660	876,660	0	876,660	0	0	0	0	0	☺
Condition Programme 2011/12 - Asbestos Surveys	150,000	0	0	150,000	150,000	111,015	150,000	0	0	0	0	0	☺
Condition Programme 2011/12 - Asbestos Resultant Works	150,000	0	0	150,000	150,000	0	150,000	0	0	0	0	0	☺
Condition Programme 2011/12 - Electrical Works	150,000	0	0	150,000	150,000	2,512	150,000	0	0	0	0	0	☺
Condition Programme 2011/12 - Fire Risk Assessment	150,000	0	0	150,000	150,000	7,982	150,000	0	0	0	0	0	☺
Condition Programme 2011/12 - Security	50,000	0	0	50,000	50,000	0	50,000	0	0	0	0	0	☺
Condition Programme 2011/12 - Water Treatment	100,000	0	0	100,000	100,000	1,054	100,000	0	0	0	0	0	☺
Condition Programme 2011/12 - Structural	50,000	0	0	50,000	50,000	495	50,000	0	0	0	0	0	☺
Condition Programme 2011/12 - Other	2,054,614	0	0	2,054,614	2,054,614	17,702	208,000	1,846,614	0	0	0	0	☺
Accessibility Schemes 2011/12	50,000	0	0	50,000	50,000	0	50,000	0	0	0	0	0	☺
Condition Programme 2011/12 - Programme Management	120,000	0	0	120,000	120,000	120,000	120,000	0	0	0	0	0	☺
School Re-organisation Fund (capitalisation)	55,844	55,844	0	0	0	0	0	0	0	0	0	0	☺
Abbey Court - Hydrotherapy Pool	10,837	10,837	0	0	0	0	0	0	0	0	0	0	☺
Elaine Primary - Expansion Works	0	0	0	0	0	13,871	0	0	0	0	0	0	☺
Other School Projects	30,045,130	21,846,610	3,158,631	5,039,889	8,198,520	675,257	6,151,906	2,046,614	0	0	0	0	
Youth Service	348,801	348,801	(51)	51	0	0	0	0	0	0	0	0	☺
Youth Service	348,801	348,801	(51)	51	0	0	0	0	0	0	0	0	
Sub Total	100,234,225	40,936,610	20,986,327	38,311,288	59,297,615	3,953,086	42,546,836	16,593,297	157,482	0	0	0	
Silverbank Park	84,351	77,831	22	6,498	6,520	6,520	6,520	0	0	0	0	0	☺
Will Adams Centre	147,942	131,150	11,678	5,114	16,792	11,820	16,792	0	0	0	0	0	☺
Specialist Schools	650,000	650,000	0	0	0	0	0	0	0	0	0	0	☺
Schools Devolved Formula Capital	28,905,992	23,279,984	4,847,110	778,898	5,626,008	(201,607)	2,045,489	3,580,519	0	0	0	0	☺
Academies - Predecessor School Allocations	165,018	165,018	0	0	0	0	0	0	0	0	0	0	☺
Total for Devolved Formula Capital	29,953,303	24,303,983	4,858,810	790,510	5,649,320	(183,267)	2,068,801	3,580,519	0	0	0	0	☺
Grand total	130,187,528	65,240,593	25,845,137	39,101,798	64,946,935	3,769,819	44,615,637	20,173,816	157,482	0	0	0	

Description Of Scheme	Approved Gross Cost of Scheme	Total Expenditure from date of adoption to 31 March 2011	Remaining Approval			2011/2012		Spend Forecast for Later Years			Total Project Variance	Status
			Rolled Forward from Earlier Years	New Approvals	Remaining Scheme Budget	Spend and Commitments	Forecast Outturn	2012/2013	2013/2014	2014/2015 and future years		
Building Safer Communities	187,534	159,864	27,670	0	27,670	0	27,670	0	0	0	0	☺
Highways - Planned Works Fabric	1,640,813	1,347,206	42,607	251,000	293,607	70,607	293,607	0	0	0	0	☺
Road Safety Grant	165,390	152,386	13,004	0	13,004	12,984	13,004	0	0	0	0	☺
Structural Maintenance on Roads&Bridges	6,089,039	5,994,085	94,954	0	94,954	94,954	94,954	0	0	0	0	☺
Bridge Assess and Strengthening	1,351,961	1,270,800	81,161	0	81,161	81,161	81,161	0	0	0	0	☺
Medway Tunnel	6,400,000	1,125,828	5,274,172	0	5,274,172	744,804	744,804	2,000,000	2,529,368	0	0	☺
Maintenance of Traffic Signals	382,000	232,255	149,745	0	149,745	149,745	149,745	0	0	0	0	☺
Maintenance of Street Lighting	337,000	285,847	51,153	0	51,153	51,153	51,153	0	0	0	0	☺
Maintenance of Footway	642,000	608,056	33,944	0	33,944	33,944	33,944	0	0	0	0	☺
Maintenance of Highway Drainage Systems	381,000	374,710	6,290	0	6,290	6,290	6,290	0	0	0	0	☺
Maintenance of Off Carriageway Cycle tracks	137,617	111,955	25,662	0	25,662	25,662	25,662	0	0	0	0	☺
Highways Investment Programme	4,000,000	3,503,837	496,163	0	496,163	496,163	496,163	0	0	0	0	☺
Highways - Design and Resurfacing	5,210,725	4,079,033	192,692	939,000	1,131,692	630,565	1,131,692	0	0	0	0	☺
Highways - Structures and Tunnels	1,628,462	1,054,982	263,480	310,000	573,480	67,875	573,480	0	0	0	0	☺
Highways Responsive Large Patching	250,000	0	0	250,000	250,000	0	250,000	0	0	0	0	☺
Highways Responsive Resurfacing	500,000	0	0	500,000	500,000	0	500,000	0	0	0	0	☺
Highways Maintenance LTP3	2,353,000	0	0	2,353,000	2,353,000	50,000	2,353,000	0	0	0	0	☺
Darnley Arches Subway	566,789	134,120	432,669	0	432,669	1,000	50,000	180,000	202,669	0	0	☺
Integrated Transport Measures 2010-11	4,625,542	4,297,992	327,550	0	327,550	200,000	327,550	0	0	0	0	☺
Floodlighting	27,000	22,946	4,054	0	4,054	0	2,000	2,054	0	0	0	☺
A228 Outstanding Contractor Issues	21,837,492	21,829,477	8,015	0	8,015	0	8,015	0	0	0	0	☺
Sir Evelyn Road	860,000	860,000	0	0	0	0	0	0	0	0	0	☺
Stoke Crossing	13,912,006	11,812,602	2,099,404	0	2,099,404	450,000	1,880,000	200,000	19,404	0	0	☹
Integrated Transport LTP3	1,477,000	0	0	1,477,000	1,477,000	50,000	1,440,000	37,000	0	0	0	☺
Asset Management	257,200	241,137	16,063	0	16,063	13,963	16,063	0	0	0	0	☺
Sir John Hawkins Car Park	230,000	164,451	65,549	0	65,549	86	86	0	0	0	(65,463)	☺
Civic Centre Car Park	300,000	51,126	248,874	0	248,874	128,180	248,874	0	0	0	0	☹
Railway Street Car Park	170,001	6,406	163,595	0	163,595	6,488	250,000	0	0	0	86,405	☹
Waste Performance Grant	1,668,785	1,633,572	35,213	0	35,213	29,657	35,213	0	0	0	0	☺
Total for Front Line Services	77,588,358	61,354,675	10,153,683	6,080,000	16,233,683	3,395,281	11,084,130	2,419,054	2,751,441	0	20,942	

Description Of Scheme	Approved Gross Cost of Scheme	Total Expenditure from date of adoption to 31 March 2011	Remaining Approval			2011/2012		Spend Forecast for Later Years			Total Project Variance	Status
			Rolled Forward from Earlier Years	New Approvals	Remaining Scheme Budget	Spend and Commitments	Forecast Outturn	2012/2013	2013/2014	2014/2015 and future years		
World Heritage Site & Great Lines Heritage Park	373,815	280,021	93,794	0	93,794	22,947	79,284	14,510	0	0	0	☺
Artlands North Kent	122,000	51,852	70,148	0	70,148	12,505	70,148	0	0	0	0	☺
Townscape Heritage Initiatives	1,600,001	1,434,979	165,022	0	165,022	76,437	165,022	0	0	0	0	☺
Innovation Centre Medway Phase 2	8,890,000	8,825,283	64,717	0	64,717	30,048	64,717	0	0	0	0	☺
Watermill Wharf Strood	434,501	431,501	3,000	0	3,000	0	3,000	0	0	0	0	☺
CIF UTMC/Quality Bus Corridor	12,645,700	12,078,273	567,427	0	567,427	810,945	983,532	5,000	0	0	421,105	☹
Gillingham Gateway	321,128	10,289	310,839	0	310,839	10,289	279,755	31,084	0	0	0	☺
Gillingham Train Station Improvements	1,450,000	1,465,905	(15,905)	0	(15,905)	0	0	0	0	0	15,905	☺
Walls & Gardens	230,985	0	0	230,985	230,985	0	66,272	164,713	0	0	0	☺
Total for Development, Economy & Transport	26,068,130	24,578,103	1,259,042	230,985	1,490,027	963,171	1,711,730	215,307	0	0	437,010	
Compass Close Amenity Works	257,597	253,803	3,795	0	3,795	0	3,795	0	0	0	1	☺
Gillingham Park	553,858	458,805	95,053	0	95,053	57,047	95,053	0	0	0	0	☺
Ranscombe Country Park	232,340	137,846	94,494	0	94,494	0	94,494	0	0	0	0	☺
Wildlife Habitat at Motney Fields	70,000	57,617	12,383	0	12,383	9,650	12,383	0	0	0	0	☺
Play Area Initiatives	666,470	660,122	6,348	0	6,348	2,586	6,348	0	0	0	(0)	☺
Hard Landscaping within Grounds Maintenance Contract	140,000	138,117	1,883	0	1,883	0	1,883	0	0	0	(0)	☺
Greenspace Initiatives	405,200	262,221	117,649	25,330	142,979	3,868	142,979	0	0	0	(0)	☺
Inspire Play For All	66,000	2,932	63,068	0	63,068	42,216	63,068	0	0	0	(0)	☺
Broomhill Community Spaces	49,999	35,075	14,924	0	14,924	8,695	14,924	0	0	0	0	☺
Play Builder Year 2	368,727	60	340,612	28,055	368,667	330,283	368,667	0	0	0	0	☺
Brook Pumping Station Subsidence	208,000	197,001	(32,001)	43,000	10,999	2,501	10,999	0	0	0	(0)	☺
Opening the Doors - Guildhall Museum	180,000	114,995	115,005	(50,000)	65,005	3,115	55,005	10,000	0	0	(0)	☺
Medway Park Development at Black Lion	11,100,000	10,926,266	173,734	0	173,734	57,918	173,734	0	0	0	0	☺
Eastgate House Improvements	156,183	89,054	67,129	0	67,129	0	20,000	25,000	22,129	0	0	☺
English Heritage - Local Management Arrangement	710,000	579,900	130,100	0	130,100	9,000	30,000	50,000	50,100	0	(0)	☺
Upnor Castle Visitor Interpretation	91,489	11,489	88,511	(8,511)	80,000	10,390	80,000	0	0	0	(0)	☺
Rochester Castle Retaining Wall Repairs	150,000	102,260	47,740	0	47,740	0	15,000	0	0	0	(32,740)	☺
Rochester Castle Keep Floodlighting	90,000	0	90,000	0	90,000	6,000	90,000	0	0	0	0	☺
Eastgate House HLF Bid - Round 2	105,000	110	104,890	0	104,890	110	80,000	24,890	0	0	0	☺
Total for Leisure and Culture	15,600,863	14,027,671	1,535,318	37,874	1,573,192	543,379	1,358,332	109,890	72,229	0	(32,741)	
Grand Total	119,257,351	99,960,449	12,948,043	6,348,859	19,296,902	4,901,831	14,154,192	2,744,251	2,823,670	0	425,211	

Description Of Scheme	Approved Gross Cost of Scheme	Total Expenditure from date of adoption to 31 March 2011	Remaining Approval		2011/2012		Spend Forecast for Later Years			Total Project Variance	Status	
			Rolled Forward from Earlier Years	New Approvals	Remaining Scheme Budget	Spend and Commitments	Forecast Outturn	2012/2013	2013/2014			2014/2015 and future years
Chatham Town Centre Phase 1	1,791,371	1,772,452	18,919	0	18,919	5,500	18,919	0	0	0	0	☺
Chatham Road Network Phase 2 and 3	8,178,682	8,323,979	(145,297)	0	(145,297)	354,762	633,209	0	0	0	778,506	☹
Chatham Bus Facility	6,463,394	4,143,554	2,319,840	0	2,319,840	1,500,735	2,754,713	0	0	0	434,873	☹
Rochester Riverside Phase 1a Other	593,002	0	593,002	0	593,002	2,135	593,002	0	0	0	0	☺
Rochester Riverside Phase 1a Infrastructure	2,500,000	36,777	2,463,223	0	2,463,223	1,514,196	2,463,223	0	0	0	0	☺
Great Lines Heritage Park	2,329,112	2,316,275	12,837	0	12,837	6,049	12,837	0	0	0	0	☺
Grand Total	21,855,561	16,593,037	5,262,524	0	5,262,524	3,383,377	6,475,903	0	0	0	1,213,379	
Non Medway Parklands Programme	8,069,107	6,721,345	1,347,762	0	1,347,762	240,115	1,347,762	0	0	0	0	☺

Description Of Scheme	Approved Gross Cost of Scheme	Total Expenditure from date of adoption to 31 March 2011	Remaining Approval					Spend Forecast for Later Years			Total Project Variance	Status
			Rolled Forward from Earlier Years	New Approvals	Remaining Scheme Budget	Spend and Commitments	Forecast Outturn	2012/2013	2013/2014	2014/2015 and future years		
Unallocated Member Priorities	799,320	0	854,870	(55,550)	799,320	0	799,320	0	0	0	0	☺
Total for Member Priorities - Business Support	799,320	0	854,870	(55,550)	799,320	0	799,320	0	0	0	0	
Allotments Imps - Phase 5 6 7	225,000	74,860	150,140	0	150,140	50,028	150,140	0	0	0	0	☺
Allotments Imps - Phase 8	50,000	0	0	50,000	50,000	0	50,000	0	0	0	0	☺
Bloors Lane Allotment Solar Panels	10,000	9,665	335	0	335	0	335	0	0	0	0	☺
Luton Rec Car Park	131,000	130,643	357	0	357	50	50	0	0	0	(307)	☺
Pavement & Road Repairs Lower Rainham Rd Station Rd	202,495	154,104	45,896	2,495	48,391	43,613	48,391	0	0	0	0	☺
Medway Tunnel - Dot Matrix Signs	120,000	0	120,000	0	120,000	0	120,000	0	0	0	0	☺
Traffic calming scheme - Meresborough Road	80,000	57,212	22,788	0	22,788	0	15,000	0	0	0	(7,788)	☺
Road Speed Warning Signs	471,000	451,980	19,020	0	19,020	4,759	19,020	0	0	0	0	☺
Roundabout & Road Improvements	150,000	148,269	1,731	0	1,731	0	865	0	0	0	(866)	☺
Princes Park Ball Court	160,000	146,756	13,244	0	13,244	0	13,244	0	0	0	0	☺
Improvements to Gillingham High Street	50,000	39,476	10,524	0	10,524	318	10,524	0	0	0	0	☺
Henley Close Play Area	34,067	32,340	1,727	0	1,727	0	1,727	0	0	0	0	☺
Play Area Improvements	22,949	15,880	7,069	0	7,069	0	7,069	0	0	0	0	☺
Vale Drive Play Area Improvements	46,746	44,380	2,366	0	2,366	0	2,366	0	0	0	0	☺
Teynham Green Improvements	8,450	0	8,450	0	8,450	7,568	8,450	0	0	0	0	☺
Lyall Way Playspace Scheme	13,654	0	13,654	0	13,654	13,846	13,654	0	0	0	0	☺
Adult Play Fitness For All	75,000	0	0	75,000	75,000	0	75,000	0	0	0	0	☺
Magpie Hall Road sewer connection	12,150	0	0	12,150	12,150	0	12,150	0	0	0	0	
Theodore Place Road Improvements	28,000	0	0	28,000	28,000	0	26,000	2,000	0	0	0	
The Close new street lighting	15,400	0	0	15,400	15,400	0	15,400	0	0	0	0	
Total for Member Priorities - Regeneration, Community & Culture	1,905,911	1,305,565	417,301	183,045	600,346	120,182	589,385	2,000	0	0	(8,961)	
Rainham Youth Community Centre	100,000	1,867	98,133	0	98,133	0	98,133	0	0	0	0	☺
Integrated Youth Support Capital Fund	100,000	84,279	15,721	0	15,721	0	15,721	0	0	0	0	☺
Total for Member Priorities - Children and Adults	200,000	86,146	113,854	0	113,854	0	113,854	0	0	0	0	
Grand Total	2,905,231	1,391,711	1,386,025	127,495	1,513,520	120,182	1,502,559	2,000	0	0	(8,961)	