

Kent and Medway

Integrated Work and Health

Strategy 2025 – 2030:

Engagement Report

Contents

Executive Summary	4
Introduction	6
Online Consultation Process.....	8
Information about Consultation Respondents	10
Demographics of Respondents.....	10
Figure 1 – Demographics: Age	10
Figure 2 – Demographics: Gender.....	11
Figure 3 – Demographics: Ethnicity (Grouped).....	12
Figure 4 – Demographics: Sexual Orientation	13
Figure 5 – Demographics: Long-term Health Condition.....	14
Figure 6 – Demographics: Disability.....	15
Figure 7 – Demographics: Caring Responsibilities	16
Figure 8 – Demographics: District.....	17
Figure 9 – Demographics: Working or Employment.....	18
Figure 10 – Demographics: Marital/Civil Partnership Status	19
Figure 11 – Demographics: Armed Forces	20
Aspiration A: Building Employer Confidence	21
Figure 12 – Aspiration Theme: Building Employer Confidence	21
Table 1 – Aspiration A: Building Employer Confidence	22
Aspiration B: Development, Training and Skills.....	23
Figure 13 – Aspiration Theme: Development, Training and Skills.....	23
Table 2 – Aspiration B: Development, Training and Skills	24
Aspiration C: Person Centred Approach.....	25
Figure 14 – Aspiration Theme: Person Centred Approach.....	26
Table 3 – Aspiration B: Person Centred Approach	27
Aspiration D: Healthy, Thriving Workforce	28
Figure 15 – Aspiration Theme: Healthy, Thriving Workforce	28
Table 4 – Aspiration B: Healthy, Thriving Workforce.....	29
Summary of Open Text Box Questions	30
Question 7) Are there any other aims that you feel should be included in the work and health strategy that would help people with long-term health conditions and disabilities to start, stay and succeed in their jobs?	30

Question 8) How can we help employers to feel more confident when supporting someone with a long-term health condition or disability at work and build better working relationships.....	31
Question 9) What can we do to better support people with long-term health conditions and disabilities take part in training activities that will develop their skills? These activities could be before someone gets a job or whilst they are working.	32
Question 10) What can we do to help employers focus on the needs of individual employees with long-term health conditions or disabilities, so that they do well in the workplace and contribute to the overall success of the business?.....	33
Question 11) To develop healthy thriving workforces, what actions should employers take to support employees in work? This might include better menopause awareness and mental health as examples. Based on your experiences please share suggestions which would make a difference.	34
Question 12) Is there anything else that has not been covered in this survey that you would like to share with us about working, or trying to access work, with a long-term health condition or disability?	34
Lived Experience Interviews and Focus Groups.....	36
Conclusion	39
Appendix A – Copy of Consultation Questionnaire	40
Appendix B– Work and Health Engagement: Lived Experience Insight	44

Executive Summary

The Kent and Medway Integrated Work and Health Strategy 2025 – 2030 (the strategy) has been developed through a collaboration between the Kent and Medway Integrated Care Partnership (ICP) and the Kent and Medway Economic Partnership (KMEP). This joint initiative reflects a shared commitment to improving the health and productivity of our workforce, benefiting businesses, organisations and the local community.

To inform the development of the strategy, a public engagement exercise was carried out, which included both an online consultation and lived experience interviews and focus groups, building on a strong intelligence gathering phase in Summer 2024 that attracted high levels of participation from a diverse range of stakeholders.

A total of 336 responses were received during the online consultation, with contributions from across both Kent and Medway. The feedback was coded and analysed, revealing strong overall support for the strategy's aspirations. Each aspiration received a "Strongly Agree" response rate of over 69% when respondents were asked whether it should be included in the strategy. Some comments included:

- Both employers and employees share responsibility for employability and wellbeing.
- Ongoing skills development is important, particularly for those changing careers or returning to work with a health condition.
- Flexible working can help people stay in employment while meeting their social and emotional needs.
- Maintaining a healthy work environment will help to support employee confidence in applying for work.

Importantly, none of the aspirations received more disagreement than agreement. Aspiration D had the highest proportion of disagreement at just 4.5%, but the results still indicated a broadly positive reception to the draft proposals across all thematic areas.

There was also a range of cross cutting themes from the responses in the open text questions, which included:

- Inclusive Education, Awareness and Culture – consistent calls for better education and training, for employers, employees and training providers, to build awareness, reduce stigma and promote inclusion.
- Flexible Accessible and Supported Pathways – flexibility in training, employment, and adjustments (e.g. part time, remote, phased returns) are essential to enable meaningful participation.
- Shared Responsibility and Systemic Support – a joined-up approach is needed between employers, government services, and third sector organisations, recognising employers cannot hold all the solutions.

Involve Kent were also commissioned to undertake interviews and focus groups with people who have lived experience of long term health conditions and disabilities in the context of the workplace. Involve Kent worked with 42 participants either in person, remotely or in written form according to the participant's preference.

Overall, there was strong support for the four Aspirations proposed for the strategy, with helpful suggestions for developments. Some comments included:

Aspiration A: “I think employers need to realise that supporting people with health conditions is a joined-up issue – they need to take the steps together. Managers aren’t expected to know everything and it’s OK not to know.”

Aspiration B: “I have had training over the years but none of it has really been adapted to my health needs until now.”

Aspiration C: “For me with autism, I think the thing they need to understand is that it is a complex thing and it’s not like the movies and that’s not how autism works in the real world. ... There needs to be lots more one to one conversations between the employee and employer so that they can really get to know someone.”

Aspiration D: “The company looked after us, so we could look after ourselves and each other. And the staff did all look after each other. The company were really careful when recruiting to recruit the right personalities – to be part of the team and feed into this supportive environment.”

Themes elicited from the online consultation and the interviews and focus groups with people with lived experience have fed into a *You said, we did* document which has in turn informed the development of the strategy.

Introduction

This report summarises the responses gathered through the public engagement exercise undertaken to support the development of the Kent and Medway Integrated Work and Health Strategy 2025–2030 (the strategy). The engagement aimed to ensure broad and meaningful participation from across our communities, enabling residents to shape a strategy that reflects local needs and priorities.

The online consultation provided respondents with the opportunity to have a say on each Aspiration in the strategy, with respondents stating how much they agreed whether each Aspiration should be included in the strategy, ranging from “Strongly Agree” to “Strongly Disagree”. This was then followed by an open text box to explain why they thought this, and a range of open text questions to gather detailed, personal insights and suggestions from respondents.

Respondents were able to choose which questions to answer within the online consultation survey. As such, answers for “Unknown” to any of the questions, are where the respondents have chosen not to answer. It is also important to note that while not every individual comment is quoted or coded in this report, all responses have been read and taken into account when determining whether changes were needed.

Developing from the online consultation, a series of interviews and focus groups were commissioned to provide further insight on the strengths and developmental points of the draft work and health strategy.

The VCSE organisation Involve Kent, were the successful bidder for the opportunity to engage specific populations with lived experience to support development of the Kent and Medway Integrated Work and Health Strategy, and produce a report on its specific themes.

The Quick Quote for this activity was issued on 17 April 2025 and awarded to Involve Kent on 30 April 2025. A report on the insight gathered from people with lived experience through interviews and focus groups was received on 10 June 2025, this is included at Appendix B.

The online survey and lived experience interviews and focus groups received the following levels of engagement:

- 336 responses from across Kent and Medway to the online consultation.
- 184 respondees to the online consultation said they would be happy to be contacted for focus groups
- Insights from 42 participants with lived experience contributed to interviews and focus groups. 33 were engaged in individual discussions and 9 participants took part in focus groups.

The feedback received during this process has been carefully considered and will inform the forthcoming *You Said, We Did* document, which will outline how online consultation responses have influenced the final version of the strategy.

Kent and Medway Integrated Work and Health Strategy 2025 – 2030 Consultation Results Report

The final version of the Kent and Medway Integrated Work and Health Strategy will be presented for approval through the governance processes of Kent County Council, Medway Council, and the Kent and Medway Integrated Care Board (ICB) between July and September 2025.

The next stages of this report cover the outcomes from online consultation and lived experience interviews and focus groups in more detail.

Online Consultation Process

A 12-week online consultation was conducted between 10 January and 20 March 2025. A copy of the consultation questions that were asked is included in Appendix A. The consultation used the [NHS Have Your Say in Kent and Medway](#) site to host the online consultation and provide access to the draft strategy. To raise awareness of the consultation and encourage participation the following activity was undertaken.

The Survey was shared with the membership of the Strategic Partnership for Health & Economy (SPHE). The SPHE includes representatives from local government including Economic Development, Public Health and Social Care, the NHS, businesses and business representative organisations, skills providers, voluntary groups and the Department for Work & Pensions for dissemination through their own channels.

Social media and Communications Engagements were coordinated by a group comprising communications leads from Medway Council, Kent County Council and the Integrated Care Board. Working together, they oversaw the promotion of the survey on their respective Social Media channels including “X” (formerly Twitter), Instagram and Facebook which also comprised paid for advertising targeting individuals and generated the following reach:

- 178 (134 individuals) downloads of the Strategy
- 4624 (2922 individual) visits to the consultation webpage
- Social Media posts reached 85,377 people (unique users who saw the ad) with 1650 click throughs to the consultation page.

Further to social media presence the survey was also shared with broad group of stakeholders and groups of relevant bodies, these included presentations and information sharing with:

- Disabled worker forums from anchor institutions
- Internal staff communications for anchor institutions
- Adult Social Care Team Staff Meetings
- GP and Primary Care Staff Bulletin
- NHS Kent and Medway Public Newsletter
- Public Health Newsletters including Medway Public Health Workplace Health Programme newsletter
- NHS Kent and Medway Stakeholder Update Newsletter
- Integrated Care Partnership Members
- Kent and Medway Economic Partnership Members
- Primary Care – via Primary Care Bulletin
- Learning Disabilities and Autism Board
- Better Mental Health Network
- Prevention Partnership and Operations Group
- ICB Executive
- Allied Health Professionals
- East Kent Marmot Steering Group
- Health and Care Partnerships via the ICP Sub Committees
- Strategic Partnership for Health and the Economy

Kent and Medway Integrated Work and Health Strategy 2025 – 2030 Consultation Results Report

- Kent and Medway VCSE Steering Group
- Kent and Medway VCSE Health Alliance
- KCC Districts
- Acute Trusts
- Kent County Council Internal Comms via KNet and The Information Point
- Business Advisory Board
- Kent Economic Development Officers Group

Information about Consultation Respondents

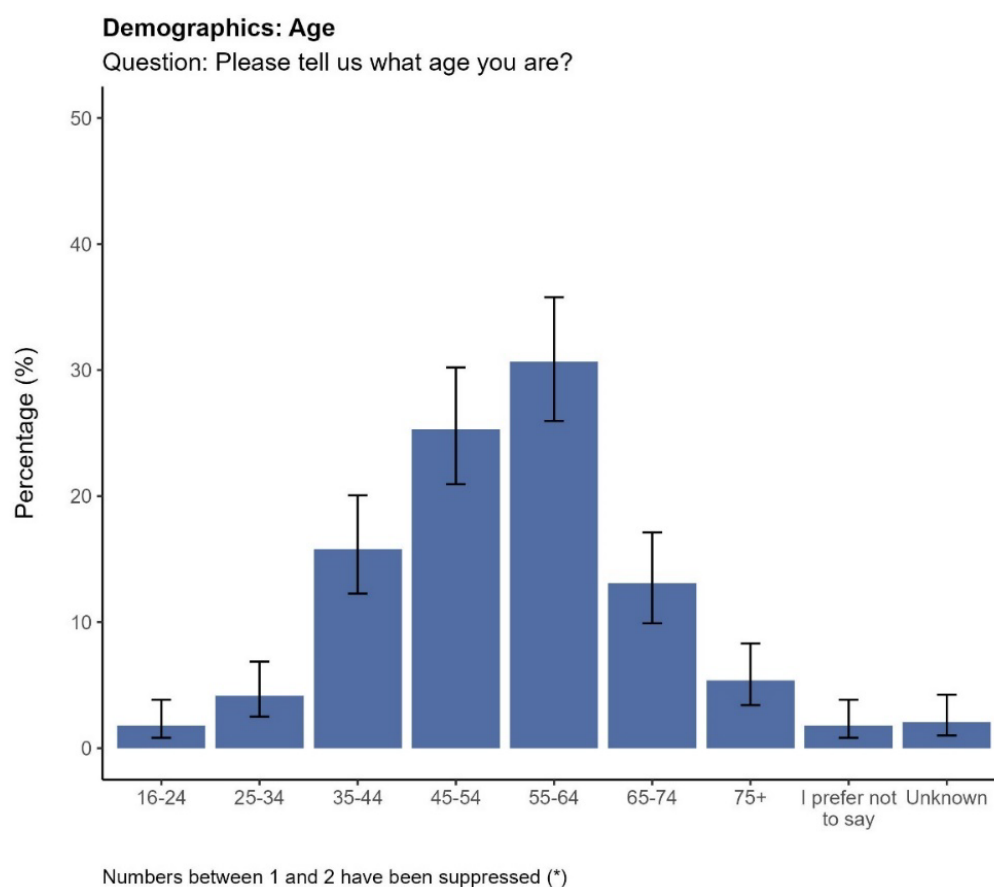
The consultation received 336 responses, all of which were all made using the questionnaire online.

Demographics of Respondents

Age

The consultation received responses from a range of ages, with 55–64-year-olds making up 30.7% of total responses, followed by 45–54-year-olds with 25.3%, as demonstrated in Figure 1.

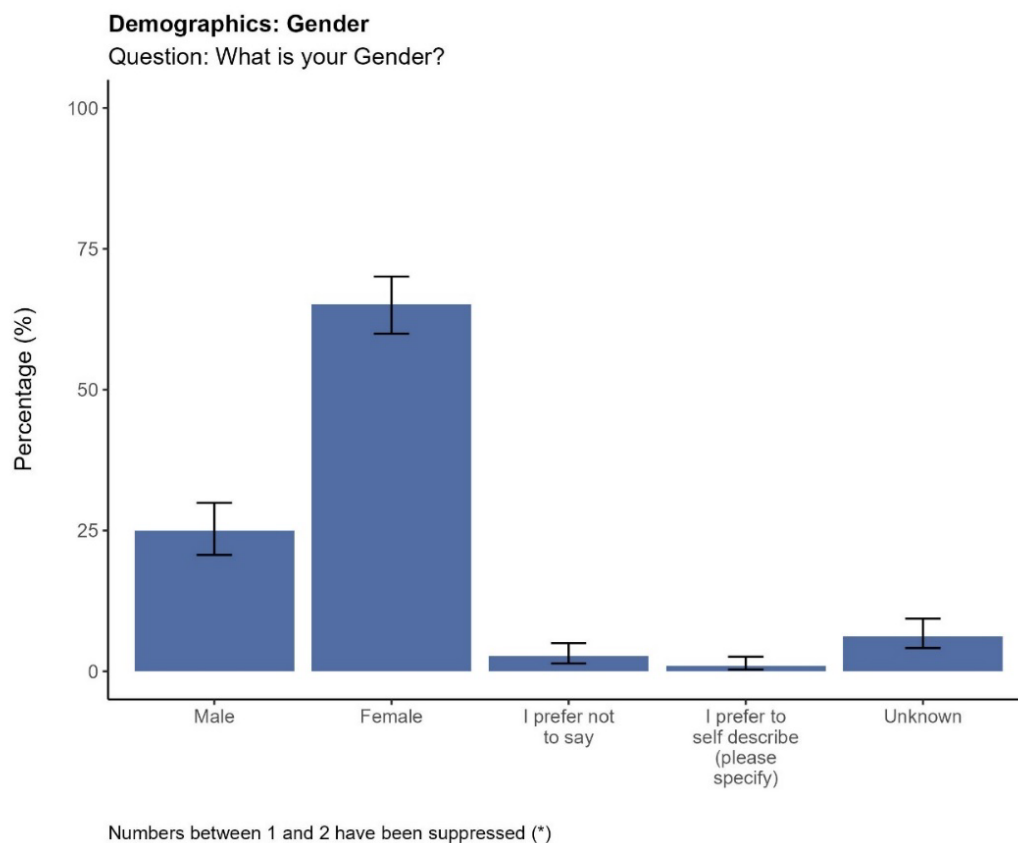
Figure 1 – Demographics: Age



Gender

From the 336 respondents, there was greater response from females, with 65.2% responses female, compared to 25% from males as shown in Figure 2. Nine responses (2.7%) stated “I prefer not to say”, and three responses (0.9%), stated “I prefer to self-describe”. 21 responses, (6.2%) were “Unknown”.

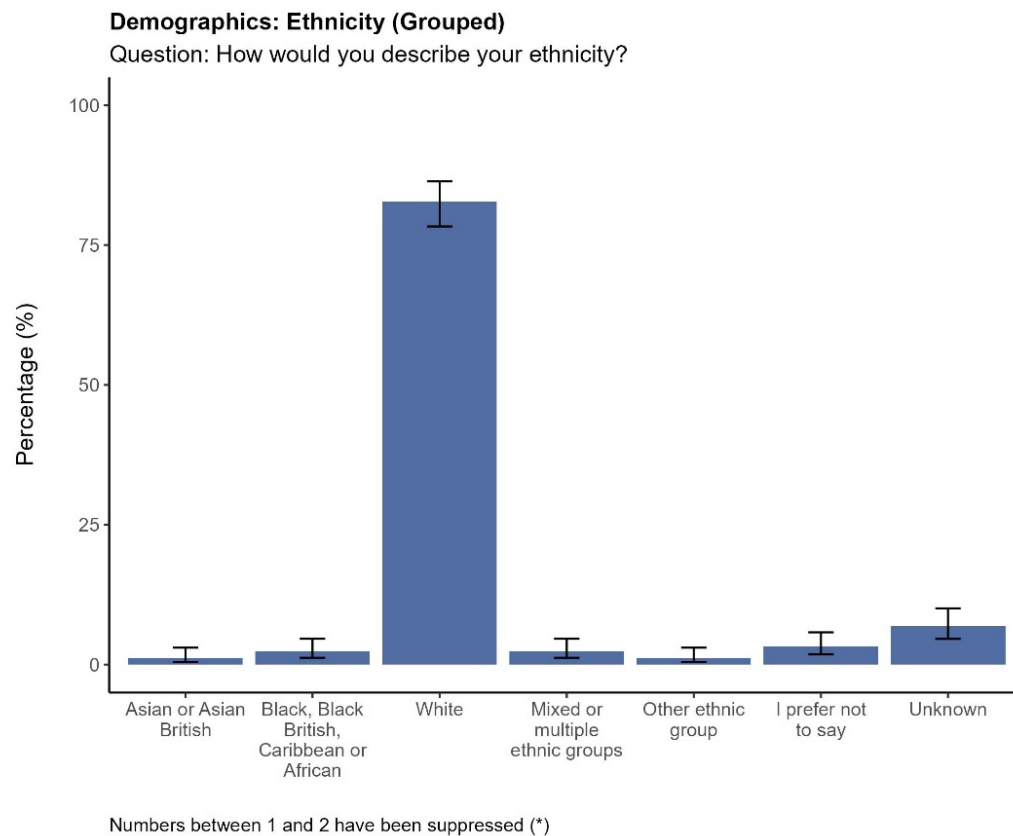
Figure 2 – Demographics: Gender



Ethnicity

Regarding ethnicity, shown in Figure 3, 82.7% of respondents stated they were White British, which is slightly below the proportion for Kent shown in the Census 2021 (89.4%). The next highest respondents were for “Unknown” (6.8%) and “I prefer not to say” (3.3%).

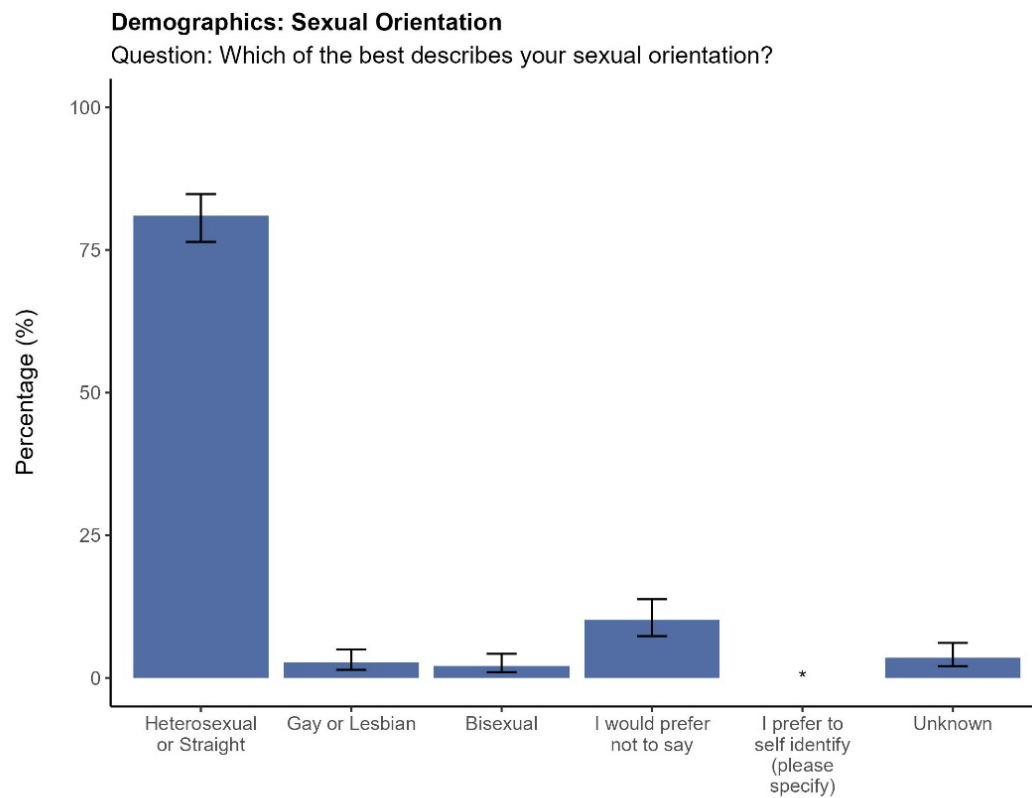
Figure 3 – Demographics: Ethnicity (Grouped)



Sexual Orientation

Concerning sexuality, shown in Figure 4, 81% of respondents stated they were heterosexual, with 10.1% answering they would prefer not to say. Gay or Lesbian was stated by 2.7% of respondents, with the remaining 3.6% “Unknown”.

Figure 4 – Demographics: Sexual Orientation

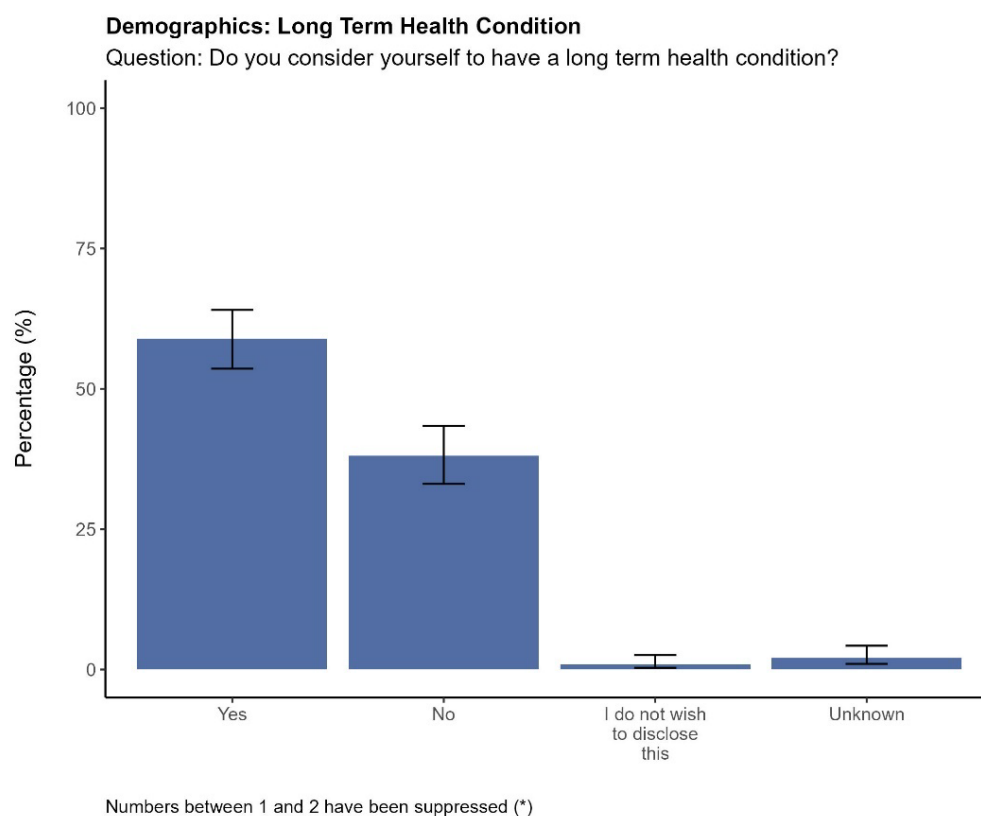


Numbers between 1 and 2 have been suppressed (*)

Long-term Health Conditions and/or Disability

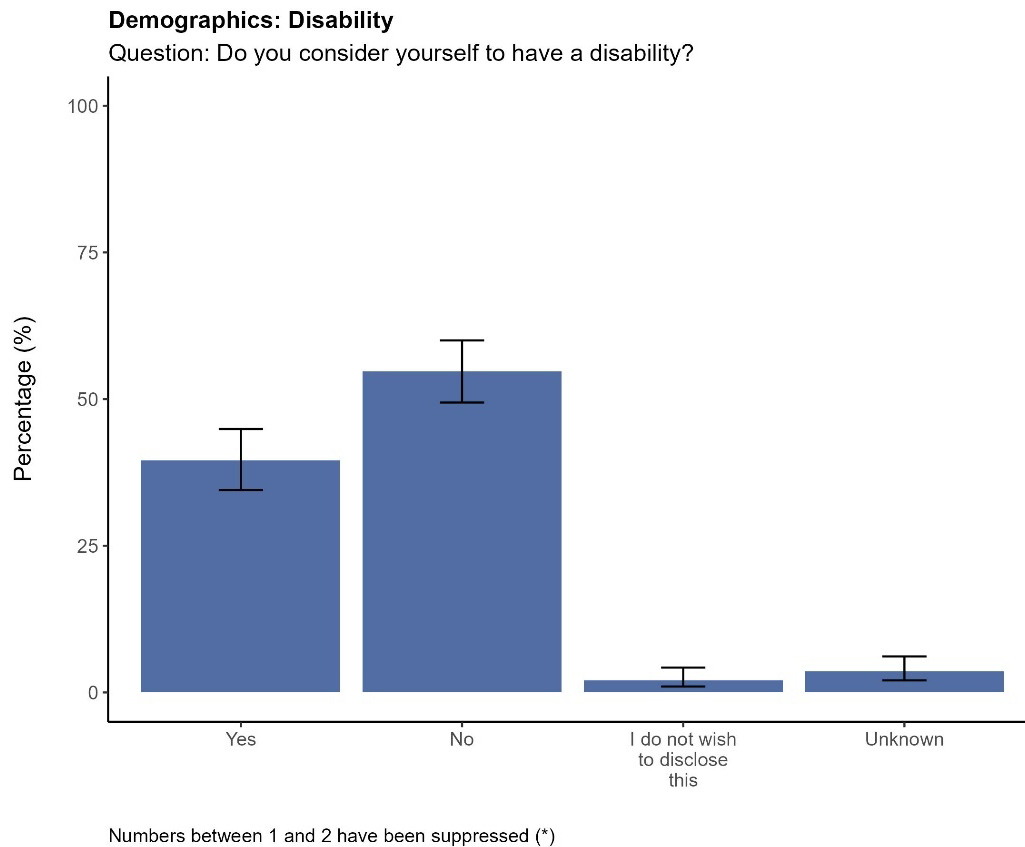
A total of 198 (58.9%) responses received from respondents considered themselves to have a long-term health condition, and three responses (equal to 0.9%) answered “I do not wish to disclose this”.

Figure 5 – Demographics: Long-term Health Condition



A total of 133 (39.6%) received from respondents considered themselves to have a disability, and seven responses (2.1%) answered “I do not wish to disclose this”.

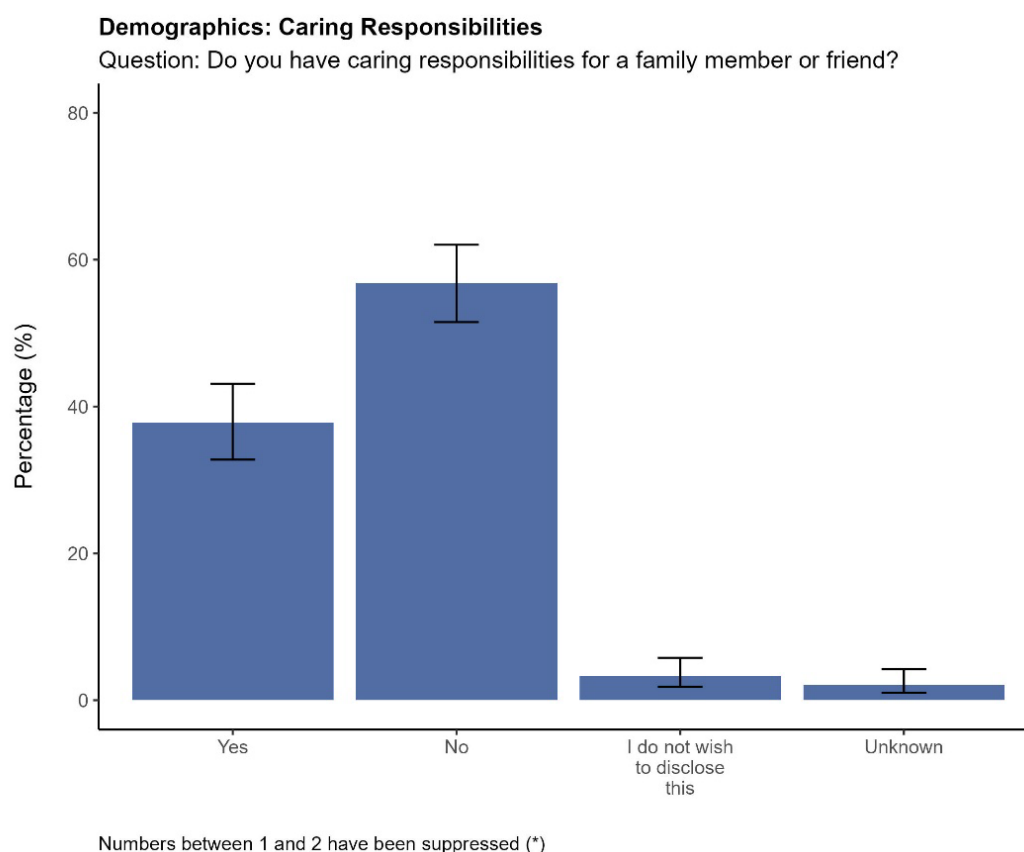
Figure 6 – Demographics: Disability



Caring Responsibilities

We asked whether respondents consider themselves Carers¹, 127 (37.8%) of respondents classed themselves as a Carer, with a further 11 (3.3%) of respondents wishing not to disclose this. The remaining 191 (56.8%) of respondents answered “No” and 7 (2.1%) answered “Unknown”.

Figure 7 – Demographics: Caring Responsibilities

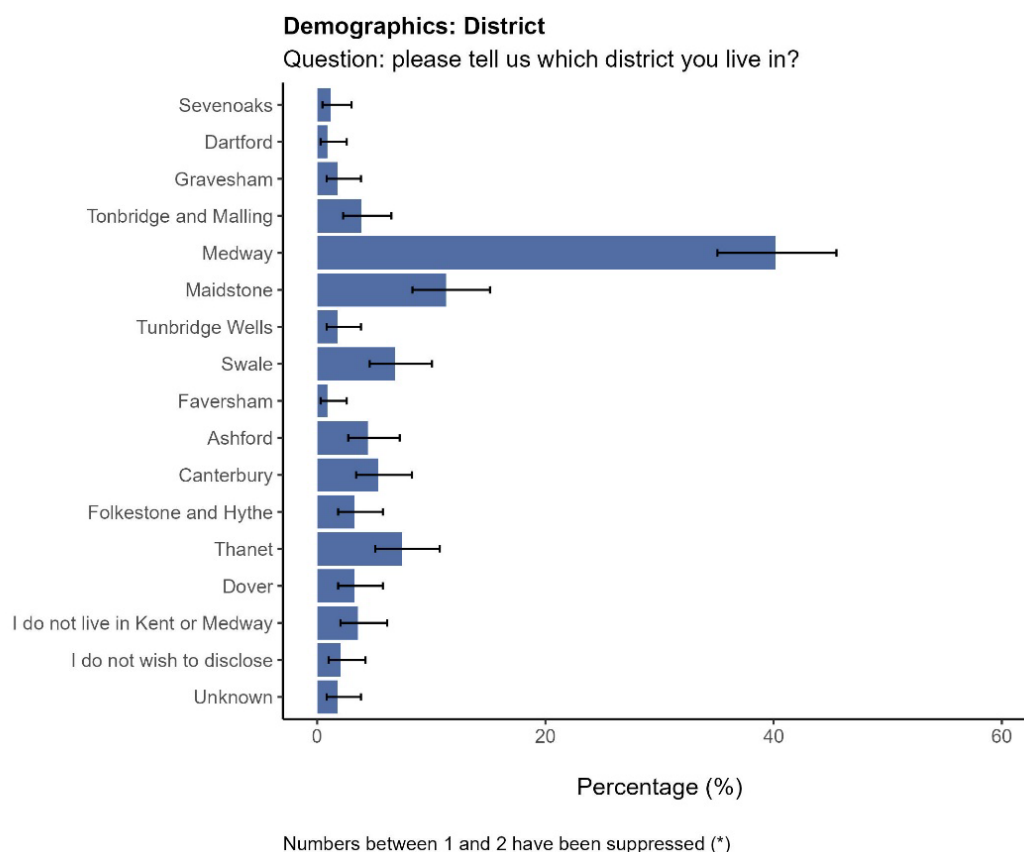


¹ “A carer is anyone, including children and adults who looks after a family member, partner or friend who needs help because of their illness, frailty, disability, a mental health problem or an addiction and cannot cope without their support. The care they give is unpaid. When we refer to carers in this document, this is inclusive of both adult and young carers.”
<https://www.england.nhs.uk/commissioning/comm-carers/carers/> [Accessed 20.05.25]

District

We asked respondents which district they live so we could determine the spread of response from across Kent and Medway. The results are shown in Figure 8 and indicate that there was a spread of responses from all parts of the county, and also a few who do not live in Kent and Medway (3.6%). In total, 176 (52.4%) responded they lived in Kent and, and 135 (40.2%) in Medway, with the remaining responding “I do not wish to disclose” or “Unknown”.

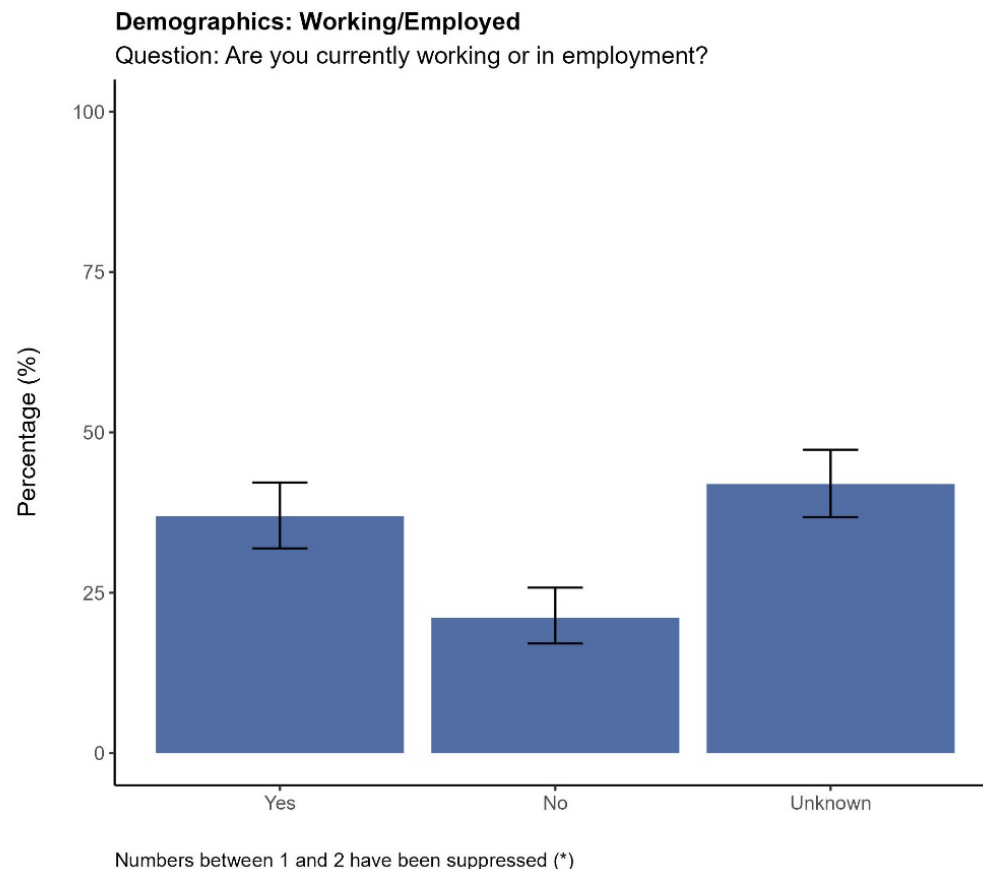
Figure 8 – Demographics: District



Working or Employment

This was question could only be answered by those respondents that answer yes to having a long-term health condition or disability. Of the respondents who did answer, 124 (36.9%) answered “Yes” and 71 (21.1%) answered “No”.

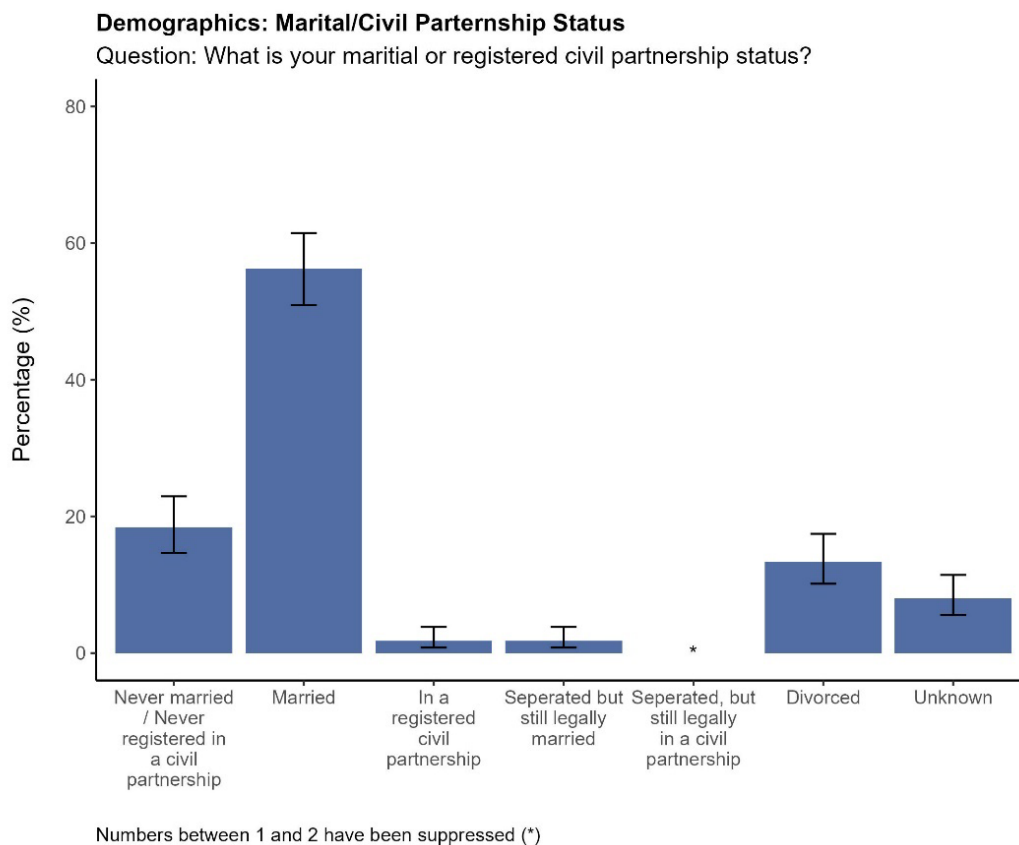
Figure 9 – Demographics: Working or Employment



Marital/Civil Partnership Status

When asked their marital status, 56.2% answered “Married”, which was followed by “never married/never registered in a civil partnership” by 18.5% of respondents.

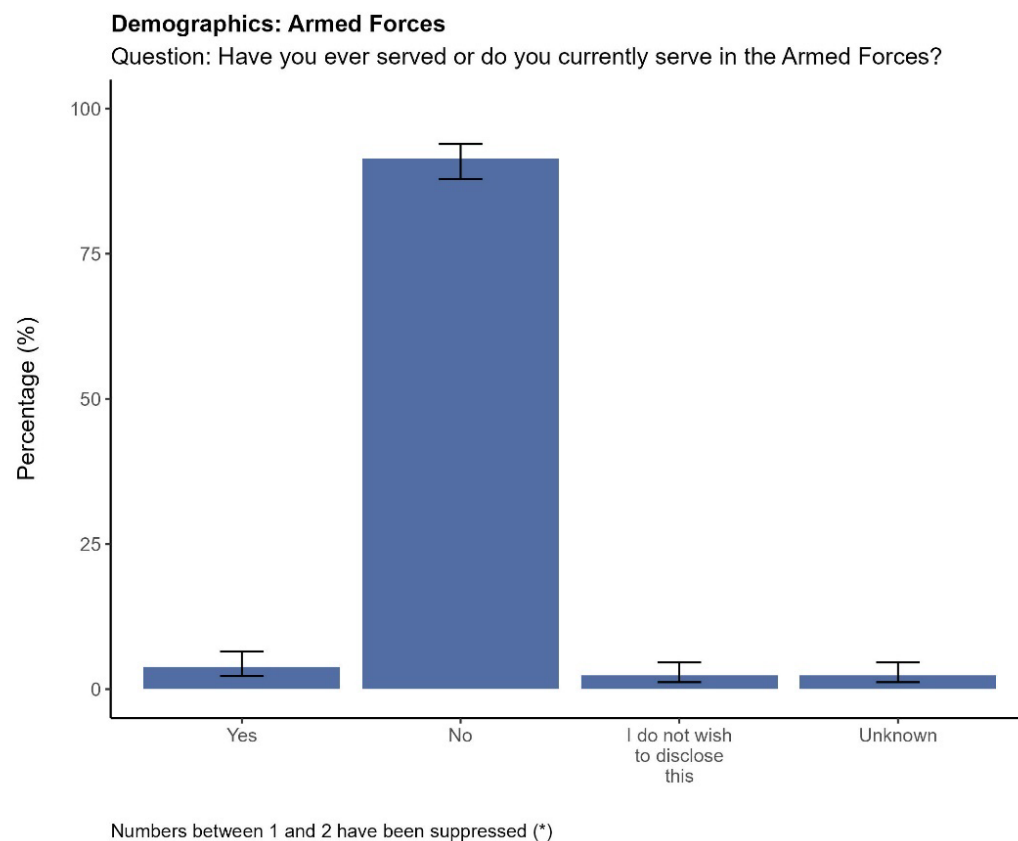
Figure 10 – Demographics: Marital/Civil Partnership Status



Armed Forces

13 (3.9%) of respondents have served or currently serve in the armed forces, with remaining respondents answering “No” (91.4%) or that they do now wish to disclose this (2.4%).

Figure 11 – Demographics: Armed Forces



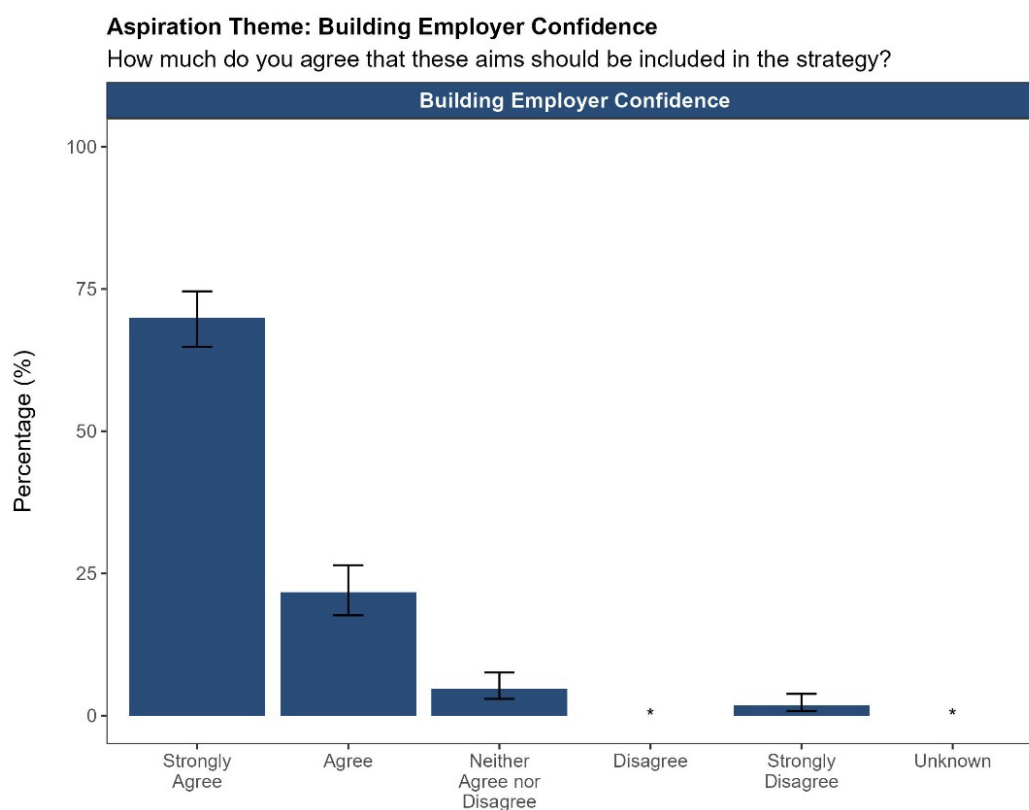
Aspiration A: Building Employer Confidence

Aspiration A was strongly supported with a total of 69.9% of respondents answered Strongly Agree and 21.7% of respondents answered Agree. This indicates a clear endorsement of the aspiration's relevance and important, with respondents highlighting that:

- Both employers and employees share responsibility for employability and wellbeing.
- Employers need more support and confidence to engage with people with health conditions.
- Greater awareness is needed of the value that people with long-term health conditions or disabilities bring.
- Employers should balance business needs with supporting employee health and wellbeing.

A total of 4.8% of respondents answered Neither Agree nor Disagree. A small percentage of respondents answered Disagree. A total of 1.8% of respondents answered Strongly Disagree. A small percentage of respondents answered Unknown.

Figure 12 – Aspiration Theme: Building Employer Confidence



Aspiration by Long-Term Health Condition and/or Disability

The breakdown of results has been broken down by long-term health conditions and disabilities. As shown in Table 1, the percentage of agreement was higher for respondents with long-term health conditions and disabilities.

Kent and Medway Integrated Work and Health Strategy 2025 – 2030 Consultation Results Report

Four respondents (3.2%) with long-term health conditions answered Strongly Disagree. In the open text box, respondents' reasons included:

- Employers already have responsibilities to all employees; adjustments should not single out individuals.
- Overloading employers with extra responsibilities could harm small businesses.
- Employers should foster a healthy environment but not bear sole responsibility for employee wellbeing.

Table 1 – Aspiration A: Building Employer Confidence

LTC/Disability Group	Total	Strongly Agree*	Agree*	Neither Agree nor Disagree*	Disagree*	Strongly Disagree*	Unknown*
Long Term Condition (No Disability)	74	55 (74.3%)	13 (17.6%)	4 (5.4%)	0	*	*
Disability (No Long-Term Condition)	9	8 (88.9%)	0	0	0	0	*
Long-Term Condition and Disability	124	87 (70.2%)	26 (21%)	7 (5.6%)	0	4 (3.2%)	0
No Long-Term Condition or Disability	118	79 (66.9%)	31 (26.3%)	5 (4.2%)	*	*	0
Unknown/Did Not Answer	11	6 (54.5%)	3 (27.3%)	0	0	0	*

Number of Total Respondents: 336; LTC: Long Term Condition

*Counts between 1 and 2 have been suppressed

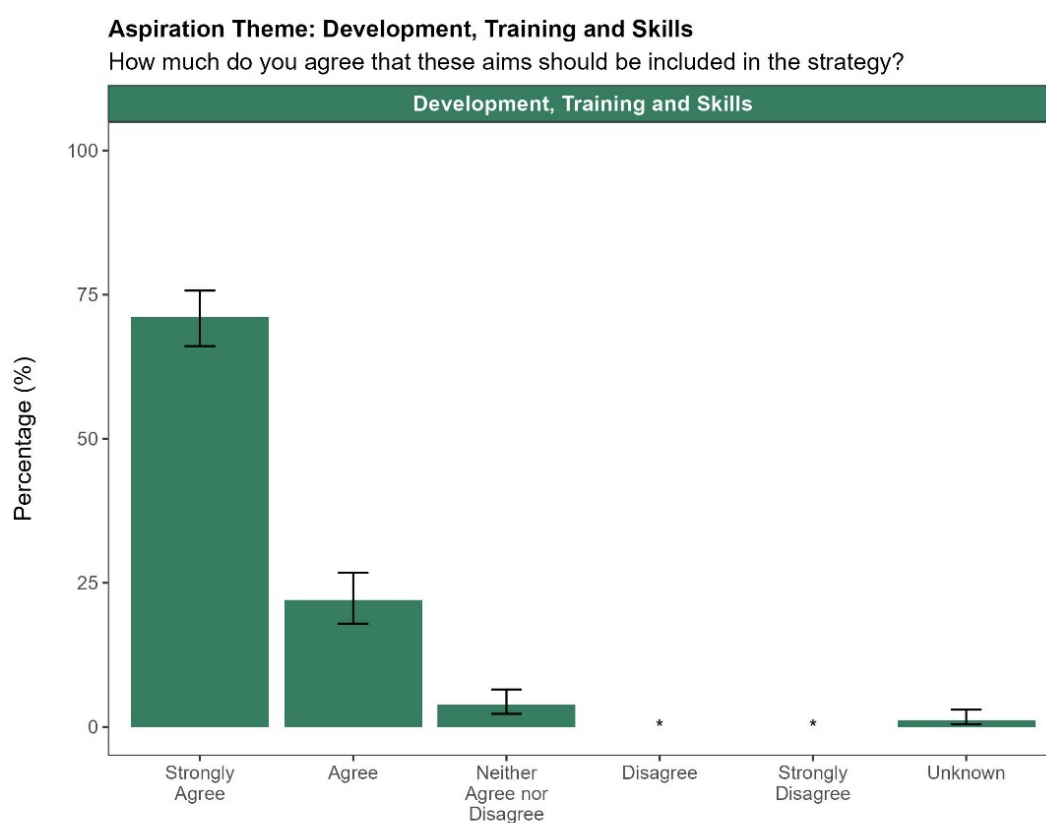
Aspiration B: Development, Training and Skills

Aspiration B received even stronger support than Aspiration A, with 71.1% of respondents selecting Strongly Agree and a further 22% of respondents selecting Agree. This brings total positive support to over 93%, highlighting the high level of consensus around the importance of this aspiration. Some comments included:

- Ongoing skills development is important, particularly for those changing careers or returning to work with a health condition.
- People with lived experience can offer valuable mentoring and guidance to others.
- Training should be tailored to individual needs and delivered with understanding and flexibility.
- Career changes made for wellbeing or balance should be respected and supported.

A total of 3.9% of respondents answered Neither Agree nor Disagree, with a small percentage of respondents answered Disagree and Strongly Disagree. Additionally, 1.2% of respondents answered Unknown.

Figure 13 – Aspiration Theme: Development, Training and Skills



Aspiration by Long-Term Health Condition and/or Disability

The breakdown of results has been broken down by long-term health conditions and disabilities. As shown in Table 2, there was lower percentage of those respondents with long-term health conditions who answered Strongly Agree, with those selecting Neither Agree nor Disagree commenting:

Kent and Medway Integrated Work and Health Strategy 2025 – 2030 Consultation Results Report

- The NHS should prioritise timely, accurate diagnoses and treat people holistically, not focus on skills development.

Table 2 – Aspiration B: Development, Training and Skills

LTC/Disability Group	Total	Strongly Agree*	Agree*	Neither Agree nor Disagree*	Disagree*	Strongly Disagree*	Unknown*
Long-Term Condition (No Disability)	74	51 (68.9%)	17 (23%)	4 (5.4%)	0	*	*
Disability (No Long-Term Condition)	9	8 (88.9%)	0	0	0	0	*
Long-Term Condition and Disability	124	91 (73.4%)	22 (17.7%)	8 (6.5%)	*	*	0
No Long-Term Condition or Disability	118	83 (70.3%)	32 (27.1%)	*	*	*	0
Unknown/Did Not Answer	11	6 (54.5%)	3 (27.3%)	0	0	0	*

Number of Total Respondents: 336; LTC: Long Term Condition

*Counts between 1 and 2 have been suppressed

Aspiration C: Person Centred Approach

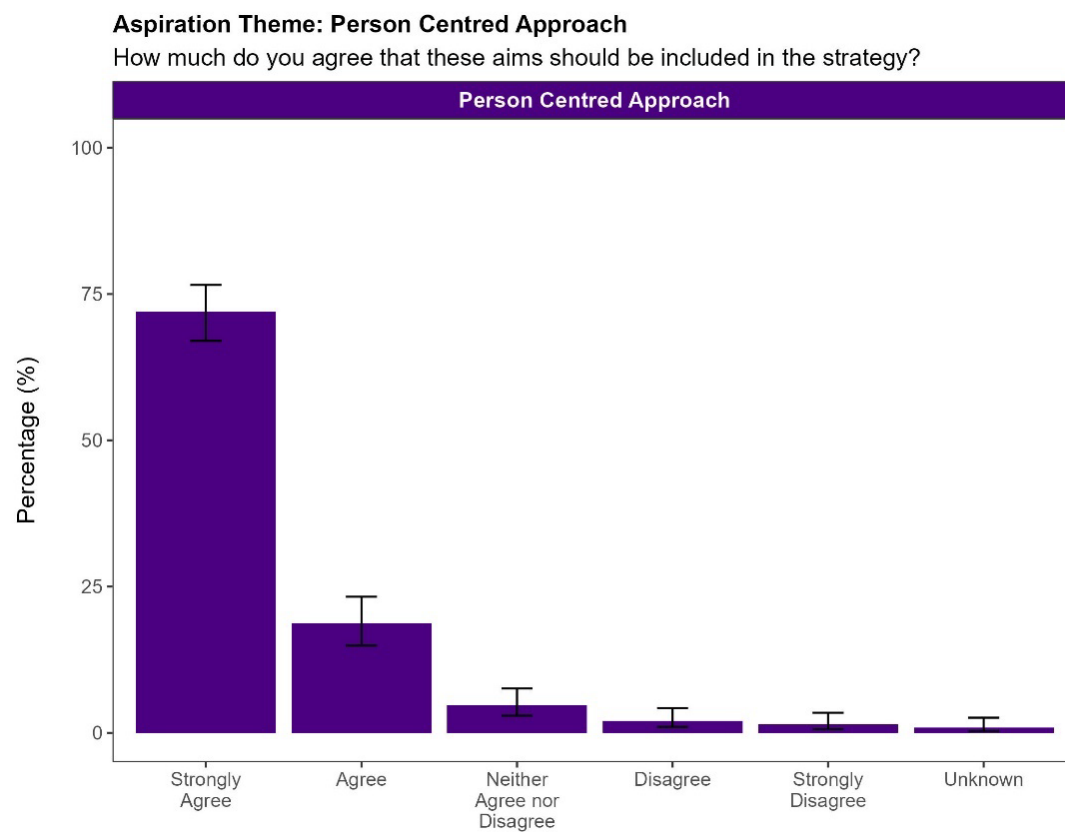
Aspiration C received strong and widespread support from respondents. A total of 72% of respondents answered Strongly Agree and an additional 18.8% of respondents answered Agree, resulting in a combined 90.8% expressing positive support. Some comments included:

- Flexible working can help people stay in employment while meeting their social and emotional needs.
- Support for individuals with long-term conditions is vital for a successful return to meaningful work.
- No one should be pressured to work if they are too unwell; stigma and fear of losing benefits can cause further harm.
- A person-centred, multi-agency approach can improve health, skills, and support outcomes.

A total of 4.8% of respondents answered Neither Agree nor Disagree. There was a minority of respondents who disagreed with 2.1% of respondents selecting Disagree, and a further of 1.5% of respondents answering Strongly Disagree. 0.9% of respondents answered Unknown. Some reasons included:

- Flexible working is difficult to offer in sectors like health and social care and some industries cannot easily accommodate flexible working due to staffing or financial constraints.
- Adjustments for individuals can increase workload for others without added compensation.
- Individuals should apply for roles they can fully perform without requiring excessive adjustments.

Figure 14 – Aspiration Theme: Person Centred Approach



Aspiration by Long-Term Health Condition and/or Disability

The breakdown of results has been broken down by long-term health conditions and disabilities. As shown in Table 3, although there was strong support for the aspiration, those who selected Disagree were those with both a long-term disagreement and disability, and those with none.

Table 3 – Aspiration B: Person Centred Approach

LTC/Disability Group	Total	Strongly Agree*	Agree*	Neither Agree nor Disagree*	Disagree*	Strongly Disagree*	Unknown*
Long-Term Condition (No Disability)	74	53 (71.6%)	17 (23%)	3 (4.1%)	0	*	0
Disability (No Long-Term Condition)	9	6 (66.7%)	*	*	0	0	*
Long-Term Condition and Disability	124	98 (79%)	16 (12.9%)	5 (4%)	*	3 (2.4%)	0
No Long-Term Condition or Disability	118	79 (66.9%)	26 (22%)	7 (5.9%)	5 (4.2%)	*	0
Unknown/Did Not Answer	11	6 (54.5%)	3 (27.3%)	0	0	0	*

Number of Total Respondents: 336; LTC: Long Term Condition

*Counts between 1 and 2 have been suppressed

Aspiration D: Healthy, Thriving Workforce

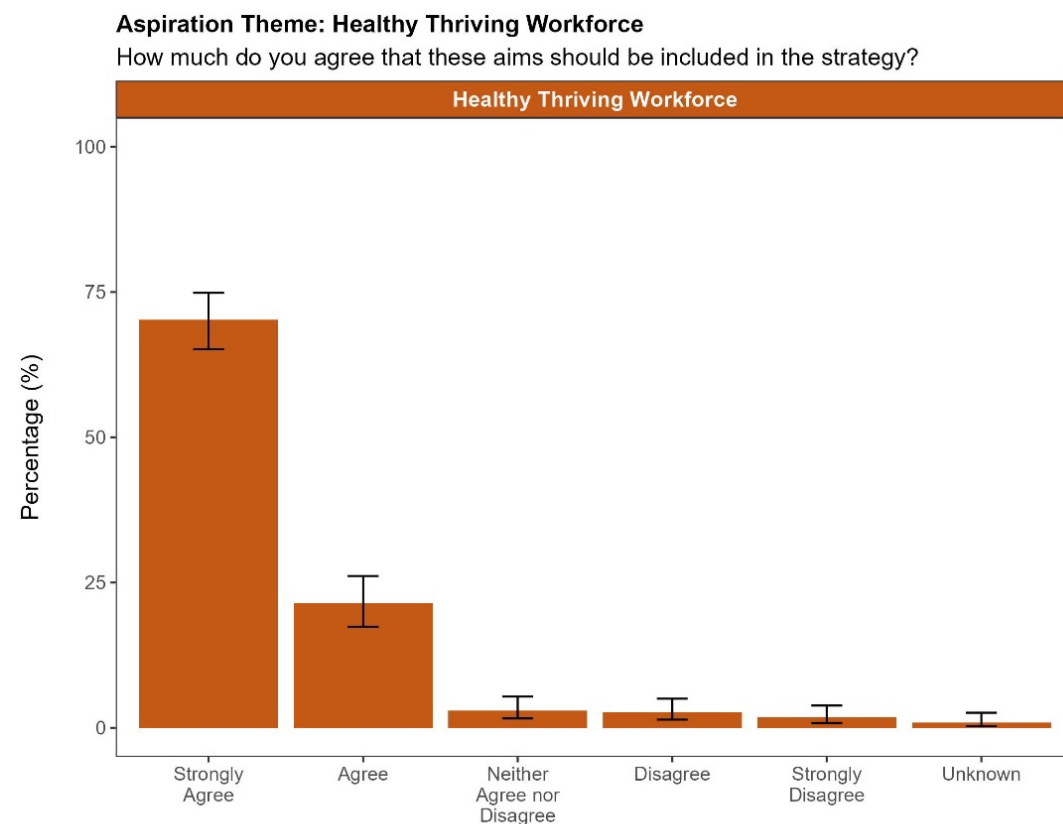
Aspiration D was also met with strong approval with a total of 70.2% of respondents answering Strongly Agree and a further 21.4% of respondents answered Agree. This gave the aspiration a combined 91.6% of respondents expressing positive support. Some comments included:

- Maintaining a healthy work environment will help to support employee confidence in applying for work.
- A healthy workforce is beneficial, but this is undermined if employees face financial insecurities, such as housing or utility costs.
- Menopause in the workplace requires more recognition and support from employers.
- A healthy work-life balance is linked to increased productivity, job satisfaction, and reduced sick leave.

A total of 3% of respondents answered Neither Agree nor Disagree. There was a very small increase in the Disagreement for this aspiration with a total of 2.7% of respondents selecting Disagree and 1.8% of respondents selecting Strongly Disagree, creating a combined total of 4.5%. A total of 0.9% of respondents answered Unknown. Reasons given by respondents included:

- Support for life stages must be balanced; blanket policies may not suit everyone.
- Large workloads and deadlines make attending long training sessions challenging.

Figure 15 – Aspiration Theme: Healthy, Thriving Workforce



Aspiration by Long-Term Health Condition and/or Disability

The breakdown of results has been broken down by long-term health conditions and disabilities. As shown in Table 4, the Disagreement tended to come from respondents with both a long-term health condition and disability, with the reasons mentioned as above.

Table 4 – Aspiration B: Healthy, Thriving Workforce

LTC/Disability Group	Total	Strongly Agree*	Agree*	Neither Agree nor Disagree*	Disagree*	Strongly Disagree*	Unknown*
Long-Term Condition (No Disability)	74	54 (73%)	17 (23%)	*	*	*	0
Disability (No Long-Term Condition)	9	6 (66.7%)	*	*	0	0	0
Long-Term Condition and Disability	124	87 (70.2%)	22 (17.7%)	7 (5.6%)	3 (2.4%)	4 (3.2%)	*
No Long-Term Condition or Disability	118	84 (71.2%)	27 (22.9%)	*	5 (4.2%)	*	0
Unknown/Did Not Answer	11	5 (45.5%)	4 (36.4%)	0	0	0	*

Number of Total Respondents: 336; LTC: Long Term Condition

*Counts between 1 and 2 have been suppressed

Summary of Open Text Box Questions

Question 7) Are there any other aims that you feel should be included in the work and health strategy that would help people with long-term health conditions and disabilities to start, stay and succeed in their jobs?

Employer Education, Support and Workplace Culture

- Better education and awareness training for employers and colleagues to tackle ableism.
- Tools to help employers share their values in supporting those with health challenges.
- Skills and training for employers to understand legal obligations and benefits of embracing difference.
- Reasonable adjustment should be more explicitly highlighted as part of the person-centred aspiration.
- Peer support groups within businesses to improve understanding of neurodiverse colleagues.

Financial, Structural and Practical Support

- Concern over losing benefits (e.g. PIP, ESA) when trying to return to work.
- Grants and schemes to ease the transition from benefits to work.
- Employers should not be expected to carry all financial responsibility for support needs.
- Employers to help with subsidised/free transportation, gym memberships, and private healthcare to reduce practical barriers.
- Better support from DWP around work-related expenses.

Pathways into Work, Vocational Support and Inclusion

- Vocational rehabilitation to explore interests, goals, and connect with services like Access to Work.
- More flexible working: annualised hours, extended inductions, daily schedule changes.
- Job “tasters,” volunteering, and part-time apprenticeships to support gradual re-entry.
- Include local charities and voluntary organisations in the strategy, not just employers.
- A central job search database for roles with appropriate support.
- Joined-up approach among agencies – currently no forum to share experiences and learning.

Other Suggestions

- Encourage older people to return to work with training and support.
- Better support for parents of disabled children attending medical appointments.
- Support for the self-employed who struggle with traditional employment due to disability.
- Integrate healthy eating, exercise, and social prescribing into the strategy for prevention.

Question 8) How can we help employers to feel more confident when supporting someone with a long-term health condition or disability at work and build better working relationships

Training, Awareness and Education

- Improve training for managers on disabilities and long-term health conditions, including legal duties and inclusive practices.
- Promote awareness and understanding of specific health conditions and how they impact work.
- Provide practical tools such as management toolkits, workshops, and e-learning.
- Encourage empathy, emotional intelligence, and inclusive leadership.
- Involve people with lived experience in awareness sessions to build understanding and confidence.

Access to Advice, Support and Information

- Develop a centralised hub or ‘one-stop shop’ for guidance, advice, and signposting.
- Ensure employers can easily access case studies, helplines, and examples of good practice.
- Strengthen occupational health services and support, especially for SMEs.
- Increase visibility and clarity around support schemes like Access to Work.
- Provide tailored advice on making reasonable adjustments and managing individual cases.

Legal, Financial and Structural Support

- Offer clear, accessible legal guidance on employer responsibilities and employee rights.
- Provide financial support or incentives for making reasonable adjustments or employing people with complex needs.
- Increase funding for workplace adaptations, health coaching, and mental health support.
- Help employers understand the balance of responsibilities between them and the employee.
- Encourage shared resources and collaboration between support services to reduce complexity.

Other Suggestions

- Strengthen NHS and healthcare coordination to support employees in staying in or returning to work.
- Recognise and reward inclusive employers through schemes or public recognition.
- Promote flexible working and person-centred job design as part of “good work.”
- Create peer support networks for employers and managers to share learning and challenges.
- Highlight the positive business impact of diverse and inclusive workplaces.

Question 9) What can we do to better support people with long-term health conditions and disabilities take part in training activities that will develop their skills? These activities could be before someone gets a job or whilst they are working.

Accessibility, Flexibility and Inclusivity in Training Delivery

- Offer training in multiple formats (online, in-person, hybrid, group, 1:1) to suit different needs, learning styles, and health conditions.
- Ensure physical, digital, and sensory accessibility, including assistive technologies and adapted environments.
- Provide flexible learning options such as remote, part-time, asynchronous, or modular training.
- Tailor training to individuals through personal learning plans, co-production with disabled people, and neurodiverse-friendly design.
- Make training inclusive for all conditions – recognising there's no one-size-fits-all approach.

Wraparound Support and Practical Adjustments

- Offer transport support (e.g. subsidised travel), accessible venues, and scheduling that suits those with fluctuating conditions.
- Provide mental health, confidence-building, and resilience support before and during training.
- Include peer support networks, mentoring, and buddy systems to reduce isolation and anxiety.
- Ensure clear, accessible information is available in advance – including facilities, expectations, and who to speak to about adjustments.
- Create safe spaces for participants to ask questions or raise issues without stigma.

Pathways to Employment and Career Progression

- Link training to real job opportunities and specific roles to show clear career progression.
- Expand access to funded work experience, volunteering, and trial placements with appropriate support (e.g. occupational health, job coaching).
- Encourage employer involvement in designing training and supporting skill development on the job.
- Provide paid, accredited training options and incentives for upskilling at work without financial penalties.
- Improve awareness of schemes like apprenticeships, especially adapted or inclusive models with no age restrictions.

Other Suggestions

- Start early with awareness and confidence-building in schools, colleges, and healthcare settings.

- Promote existing schemes and funding through better advertising and joined-up communication.
- Involve primary care, charities, and local organisations in delivery and referrals.
- Ensure employers and Jobcentre staff understand and promote inclusive training options.
- Foster a culture of kindness, ambition, and belief in ability – not just focus on barriers.

Question 10) What can we do to help employers focus on the needs of individual employees with long-term health conditions or disabilities, so that they do well in the workplace and contribute to the overall success of the business?

Individual Support and Flexibility

- Improve understanding of individual needs and abilities.
- Provide flexible working arrangements including hybrid working and adjusted hours.
- Provide person centred approaches and reasonable adjustments.
- Tailoring support to individual needs.

Training and Awareness

- Training for managers and staff on disabilities, neurodiversity, menopause and mental health.
- Awareness campaigns to reduce stigma and unconscious bias.
- Encourage open honest conversations and have regular check-ins to address issues early.
- Promoting wellbeing and mental health support.

Workplace Culture and Communication

- Creating inclusive, supportive, and empathetic environments.
- Fostering a culture of open and honest communication.
- Integrate wellbeing and mental health awareness into workplace culture through proactive support.
- Embedding inclusivity into organisational culture and leadership.

Practical Support and Resources

- Access to occupational health, assistive technologies and funding for adaptations.
- Peer support networks and mentoring.
- Clear guidance on legal responsibilities and available schemes.
- Providing practical support and resources for employees.

Other Suggestions

- Reduce jargon.
- Communicate effectively to overcome wariness of government initiatives and their motivation.
- Focus on clearer, practical goals and outcomes.

- A desire for collaborative problem solving, working with employees to find practical solutions and using real life examples or pathways.

Question 11) To develop healthy thriving workforces, what actions should employers take to support employees in work? This might include better menopause awareness and mental health as examples. Based on your experiences please share suggestions which would make a difference.

Promote Mental and Physical Wellbeing

- Support for menopause, mental health and men's health.
- Provide simple solutions, for example quiet spaces for wellbeing breaks.
- Provide encouragement and support for healthy lifestyles and work life balance.
- Provide access to health and wellness programmes.

Encourage open conversations

- Staff should feel safe talking about their health without fear of being judged.
- Create a culture of openness and trust.
- Regular check ins and open communication channels.
- Encouraging employees to share their experiences and needs.

Train managers to be supportive

- Good line management to support employees.
- Train for managers to spot problems early and support staff effectively.
- Provide resources and tools for managers to support their teams.
- Encourage managers to lead by example.

Make Workplaces More Inclusive

- Provide better equipment and accessible spaces.
- Inclusive policies and peer support networks.
- Create a diverse and inclusive work environment

Other Suggestions

- Realistic expectations and expectations of employers.
- Importance of personal responsibility of employees.
- Need for flexible working options, hybrid working and support for caring responsibilities.
- Working with charities with expertise in disability/external advisors who have experience in supporting diverse needs.

Question 12) Is there anything else that has not been covered in this survey that you would like to share with us about working, or trying to access work, with a long-term health condition or disability?

People Want to Work But Need Support

- People who want to contribute face barriers such as stigma.

- There is a lack of flexibility and some work places are inaccessible.
- Provision of the necessary support to help employees succeed.
- Creation of an inclusive and supportive work environment.

The System can be confusing and slow

- Processes like Access to Work can take too long.
- Navigating the system can be challenging for employees.
- Simplify processes and provide clear information.
- Improve efficiency of support systems.

Stigma and discrimination exist

- Experience of being treated unfairly or not believed.
- Addressing stigma and discrimination in the workplace
- Creating culture of respect and understanding.
- Provide training and awareness to reduce stigma.

Small Changes Make a Big Difference

- Changes such as parking permits and quiet spaces can help.
- Understanding managers can make a significant impact.
- Implementing small changes to support employees.
- Listening to employees and addressing their needs.

Other Suggestions

- As in Q11, some respondents felt that support systems are too complex.
- Importance of flexible hours and hybrid options
- Employers should carry out assessments and listen to employee needs.
- Employers to collaborate with charities and experts who understand the lived experience of disability.

Lived Experience Interviews and Focus Groups

Involve Kent were commissioned to undertake insight gathering with specific groups of people with lived experience or disability or long-term health conditions in the context of employment. Engagement was undertaken with specific groups of participants to complement the data captured through the online consultation survey undertaken between January 2025 and March 2025.

42 participants across Kent and Medway were engaged who identified as having a long-term health condition, a disability or both, and each had current or past experience of being in the workplace. 26.2% of participants reported having a long-term health condition or a physical or mental impairment only, 2.4% considered themselves to have a disability only and the majority, 71.4% indicated that they had a long-term health condition or impairment and a disability.

Most participants were engaged individually (33 participants 78.6%) while 9 participants (21.4%) took part in group settings. Discussion formats were adjusted according to the needs of the participants, including remote, in person and written formats. Experience of individuals was broad across a range of roles and sectors.

From the engagement with participants, the following recommendations were elicited and set out in the document ‘Work and Health Engagement: Lived experience insight’ attached as Appendix B. Appendix B contains further details of the methodological process and the insight gathered.

“Cross cutting themes and recommendations”

- **Mental health:** Ensure that mental health conditions are explicitly and consistently addressed as a distinct area of need across all four aspiration areas and embedded throughout the overall strategy – going beyond general references to wellbeing.
- **Communication:** Place communication at the heart of the strategy by embedding it as a key element across all four aspiration areas, recognising its central role in shaping relationships, delivering support, and promoting positive working environments as well as wellbeing in the workplace.
- **Flexibility:** Prioritise flexibility as a core principle of workplace support across the whole strategy – encouraging organisations to adopt empathetic, more adaptable approaches tailored to individual employee needs – especially during periods of challenge or transition.
- **Proactive employers:** Encourage a culture of proactive, collaborative engagement that replaces assumption with informed, person- centred dialogue – ensuring support is tailored to individual needs and grounded in mutual understanding.
- **Small changes/adjustments:** Recognise and promote the value of small, low-cost adjustments across all four aspiration areas. Encourage organisations to embed a culture where small, everyday acts of empathy, flexibility and consideration are normalised – benefiting individuals with specific needs and the wider workforce.”
(Appendix B, p.13)

“Aspiration specific themes and recommendations”

- **Aspiration A:** Importance of employees feeling that they were working with their employer to identify and address their support needs. Crucially, there was a widespread understanding that employers are not expected to have all the answers from the outset. Instead, participants emphasised the value of a ‘trial and error’ mindset, where both parties explore solutions together over time. This reinforces the idea that creating a collaborative, responsive environment, where support evolves through shared learning and collaboration, can be more impactful than relying solely on fixed solutions and heavily supports the concept prioritise in Aspiration A.
- **Aspiration B:** There was strong endorsement of the importance of training which aligned with Aspiration B. While some participants shared positive experiences of accessing training, other participants highlighted that training was either inaccessible to them or delivered in a one-size-fits all manner. In addition to this there were calls for more targeted training aimed at employers, to build their knowledge, skills and confidence in supporting staff with diverse needs. Participants also agreed with the needs for employers to be more aware of external experts and organisations that can provide support or enhance their own understanding. It was therefore widely agreed that enhancing employee-focused and employer focused targeted training, alongside accessible external resources, is key to fostering more inclusive and supportive workplace; as such the prioritisation of these topics in Aspiration B is likely to be appropriate.
- **Aspiration C:** There was strong and widespread support among participants for employers taking a person-centred approach, aligning closely with the scope of Aspiration C. Participants emphasized the importance of employers getting to know employees as individual, recognising that understanding should come through direct and open communication, rather than assumptions or generalisations based on a diagnosis. Closely connected to this was the recurring theme of employee confidence. Many participants shared how previous negative experiences had left them feeling uncertain or vulnerable, reinforcing the need for intentional confidence- building – something Aspiration C commits to. Together these insights emphasize the importance of personal connection, individual understanding and confidence-building as essential foundations for helping people succeed and thrive in the workplace. The person centred approach focus of Aspiration C was therefore widely agreed with.
- **Aspiration D:** There was strong consensus around the importance of employers fostering a culture that promotes and protects employee wellbeing, with many participants expressing that such an environment not only benefits individuals but also enhances loyalty and productivity over time. While Aspiration D recognises the importance of supporting mental wellbeing, participants expressed a clear desire for this to be more strongly routed in workplace culture. A recurring theme highlighted the significant impact can have on mental wellbeing. Another prominent theme was the vital role of managers and employers in actively encouraging breaks and moments to recharge. Participants also highlighted the value of managers regularly checking in with their teams to support wellbeing throughout the day. Overall these insights highlight that cultivating a supportive and positive workplace culture is key o sustaining employee wellbeing. The prioritisation of a supportive and inclusive workplace culture as a core

strategy to promoting mental wellbeing should be central to Aspiration D.” (Appendix B, p.22)

Conclusion

This engagement report outlines the process of engagement to support the development of the Kent and Medway Integrated Work and Health Strategy 2025 -2030. Engagement has been undertaken via an online consultation between January 2025 and March 2025 and interviews and focus groups with people with lived experience between May 2025 and June 2025. These interviews and focus groups undertaken by Involve Kent build on the responses to the online consultation by ensuring breadth in lived experience of participants along with age and demographics. The online consultation and the interviews focus groups build on the stakeholder engagement undertaken in Summer 2024 prior to the development of the draft strategy and in which 115 stakeholders engaged in interviews and focus groups.

The online consultation and interviews and focus groups have demonstrated that there is strong or very strong agreement to the Aspirations proposed for the strategy. All responses have been read, and learning will be incorporated into the strategy via the forthcoming *You said, we did* document or where more appropriate inform the action planning for implementation of the strategy which is also underway.

Appendix A – Copy of Consultation Questionnaire

Q1. Are you a person living with a long-term health condition or disability?

- Yes (goes to Q2)
- No (goes to alternative Q2)

Q2. Are you currently working or in employment?

- Yes
- No

Q3 (alternative). How would you describe yourself?

- I am an employer
- I support someone with a long-term health condition or disability
- Other (please specify)

Q4. How much do you agree or disagree that the following aims should be included within the strategy? (please select one option per row)

- Build Employer Confidence - We want to help employers to feel more confident in helping employees with long-term health conditions and disabilities, and build strong working relationships with one another (strongly agree/agree/neither agree nor disagree/disagree/strongly disagree)
- Build Employer Confidence - We want to help employers to feel more confident in helping employees with long-term health conditions and disabilities, and build strong working relationships with one another (strongly agree/agree/neither agree nor disagree/disagree/strongly disagree)
- Person-Centred Approach - We want to support employers to focus on the individual and their needs, including flexible working and a healthy work-life balance. (strongly agree/agree/neither agree nor disagree/disagree/strongly disagree)
- Healthy Thriving Workforce - We want to promote a healthy workforce and encourage physical and mental wellbeing. Employers will be supported to consider the impact of life stages on employees. For example, pregnancy, menopause and ageing within the workforce. (strongly agree/agree/neither agree nor disagree/disagree/strongly disagree)

Q5. If you said that you *agree* or *strongly agreed*, please share why you felt this

Q6. If you said that you *disagreed* or *strongly disagreed*, please share why you felt this.

Q7. Are there any other aims that you feel should be included in the work and health strategy that would help people with long-term health conditions and disabilities to start, stay and succeed in their jobs?

Q8. How can we help employers to feel more confident when supporting someone with a long-term health condition or disability at work and build better working relationships?

Q9. What can we do to better support people with long-term health conditions and disabilities take part in training activities that will develop their skills? These activities could be before someone gets a job or whilst they are working.

Q10. What can we do to help employers focus on the needs of individual employees with long-term health conditions or disabilities, so that they do well in the workplace and contribute to the overall success of the business?

Q11. To develop healthy thriving workforces, what actions should employers take to support employees in work? This might include better menopause awareness and mental health as examples. Based on your experiences please share suggestions which would make a difference.

Q12. Is there anything else that has not been covered in this survey that you would like to share with us about working, or trying to access work, with a long-term health condition or disability?

Q13. Would you be happy for us to contact you in the future if we run focus groups to explore these topics in more detail?

- Yes (skips to Q13)
- No

Q14. If you would be interested in taking part then please leave us an email address where we may contact you.

Q15. Please tell us what age you are?

- 16-24 years
- 25-34 years
- 35-44 years
- 45-54 years
- 55-64 years
- 65-74 years
- 75+ years
- I prefer not to say

Q16. What is your gender?

- Male
- Female
- I prefer to self-describe
- I prefer not to say

Q17. Is the gender you identify with, the same as your sex registered at birth?

- Yes
- No
- I prefer not to say

Q18. Please tell us which district you live in

- Ashford
- Canterbury
- Dartford
- Dover
- Faversham
- Folkestone and Hythe
- Gravesham
- Maidstone
- Medway
- Sevenoaks
- Swale
- Thanet
- Tonbridge and Malling
- Tunbridge Wells
- I do not wish to disclose where I live
- I do not live in Kent or Medway

Q19. Do you consider yourself to have a long-term health condition?

- Yes
- No
- I do not wish to disclose this

Q20. Do you have a disability?

- Yes
- No
- I do not wish to disclose this

Q21. Are you pregnant?

- Yes
- No
- I do not wish to disclose this

Q22. Do you have caring responsibilities for a family member or a friend?

- Yes
- No
- I do not wish to disclose this

Q23. Which of the following best describes your sexual orientation?

- Heterosexual or straight
- Gay or lesbian

Appendix B– Work and Health Engagement: Lived Experience Insight



Work and Health
Engagement Report