

## **Cabinet**

**11 June 2024**

### **Council Plan Performance Monitoring Report and Strategic Risk Summary – Quarter 4 2023/24**

Portfolio Holder:	Councillor Vince Maple, Leader of the Council
Report co-ordinated by:	Phil Watts, Chief Operating Officer
Contributors:	Children and Adults – Directorate Management Team Regeneration, Culture and Environment – Directorate Management Team Public Health Business Support

#### **Summary**

Medway's Council Plan 2023/24 sets out the Council's three priorities and the measures used to monitor performance. This report and appendices summarise how we performed in Q4 2023/24 on the delivery of these priorities and the actions we are taking to improve performance.

This report also presents the Q4 2023/24 review of strategic risks.

#### **1. Recommendations**

- 1.1. The Cabinet is asked to note the Q4 2023/24 performance against the measures used to monitor progress against the Council's priorities.
- 1.2. The Cabinet is asked to agree the Strategic Risk Summary set out at Appendix 4 to the report.

#### **2. Suggested reasons for decisions**

- 2.1. Regular monitoring of performance and risks by management and Members is best practice and ensures achievement of corporate objectives.

#### **3. Budget and policy framework**

- 3.1. The Council Plan 2023/24 was agreed at Full Council in February 2023. It sets out the Council's three priorities and six values which aim to deliver these priorities. It includes the measures we use to track performance. These measures are refreshed annually.
- 3.2. Risk management is an integral part of good governance. The Council recognises that it has a responsibility to identify and manage the barriers to achieve its

strategic objectives and enhance the value of services it provides to the community. The Cabinet has responsibility to ensure the effective operation of risk management in the Council.

3.3. This report summarises Council Plan performance and presents the updated Strategic Risk Summary for Q4 2023/24. It will also be presented to:

Children and Young People Overview & Scrutiny	12 June 2024
Regeneration, Culture and Environment Overview & Scrutiny	13 June 2024
Health and Adult Social Care Overview & Scrutiny	18 June 2024
Business Support and Digital Overview & Scrutiny	20 June 2024

## 4. Background

4.1. Summaries of the performance of the programmes supporting each of the Council's priorities, and the actions we are taking to improve performance, can be found in:

- Appendix 1 Council Priority: People
- Appendix 2 Council Priority: Place
- Appendix 3 Council Priority: Growth

4.2. Risk owners have reviewed and updated their risks. Summaries of risks can be found in:

Appendix 4 Strategic Risk Summary

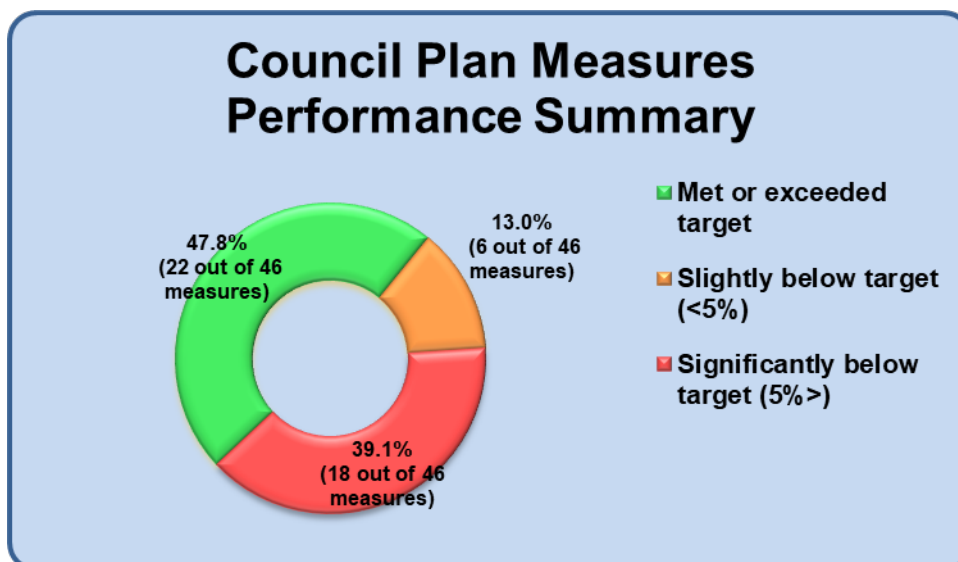
4.3. No new strategic risks have been added to, or removed from, the Strategic Risk Summary this review.

4.4. The current score has not changed for any strategic risks.

## 5. Summary of performance

### 5.1. Performance summary – across Council Plan Priorities

There are 47 Council Plan measures for 2023/24. We are reporting on 46 as 1 measure is data only.



### Improved performance

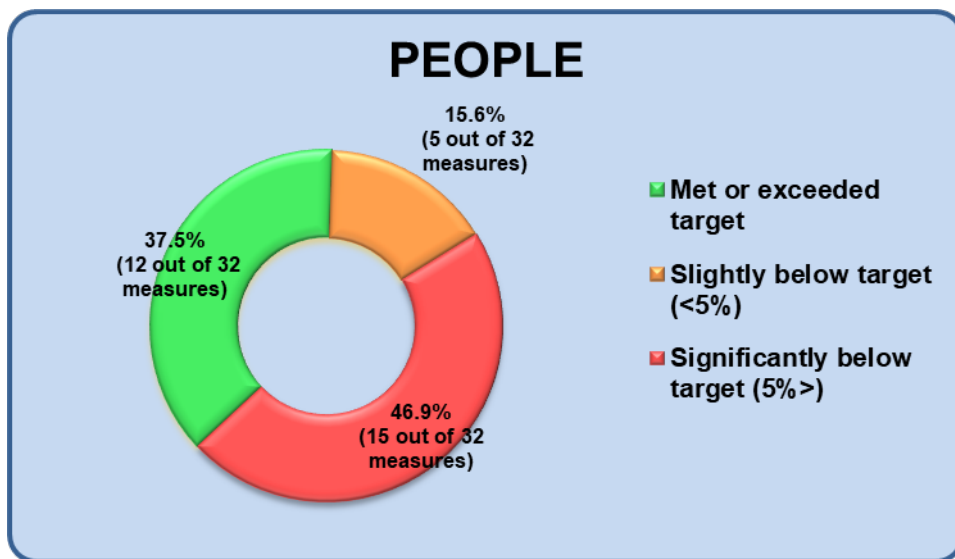
- 50.0% (23 out of 46\*) improved short term (since last quarter)
  - 54.3% (25 out of 46\*) improved long term (average of previous 4 quarters)
- \*where data available

## 5.2. Performance summary – by Council Plan priority

This section includes performance highlights supporting the Council priorities.

### 5.2.1. Priority – People

There are 32 Council Plan measures for this priority.

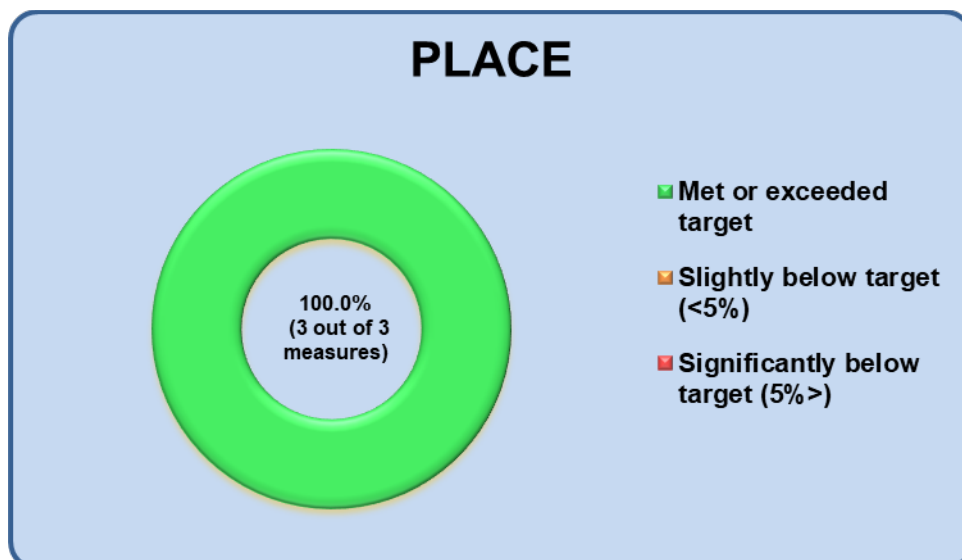


### Improved performance

- 54.8% (17 out of 31\*) improved over the short term (since last quarter)
  - 58.1% (18 out of 31\*) improved long term (average of previous 4 quarters)
- \*where data available

### 5.2.2. Priority – Place

There are 3 Council Plan measures for this priority.

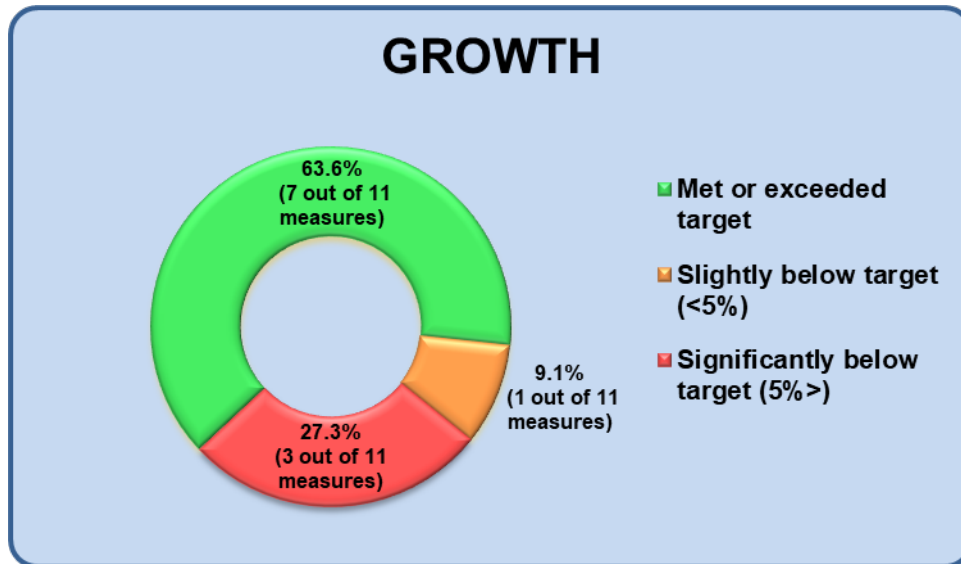


### Improved performance

- 33.3% (1 out of 3\*) improved over the short term (since last quarter)
  - 33.3% (1 out of 3\*) improved long term (average of previous 4 quarters)
- \*where data available

### 5.2.3. Priority – Growth

There are 12 Council Plan measures for this priority. We are reporting on 11 this quarter as 1 measure is data only.



### Improved performance

- 41.7% (5 out of 12\*) improved over the short term (since last quarter)
  - 50.0% (6 out of 12\*) improved long term (average of previous 4 quarters)
- \*where data available

### 5.3. Performance summary – Values

This section includes performance highlights supporting the Values.

There are 2 Council Plan measures for the Values:

- **FIN 18: Unmodified value for money (VfM) conclusion from external auditors**  
The Grant Thornton final value for money (VfM) report for 2022/23 was presented to the Audit Committee in November 2023. The external auditors are no longer required to give summary opinions on this work, however they completed their VfM work for 2022/23 and this was reported to the Audit Committee in November 2023. Their report identified significant weaknesses meaning performance measure 'FIN 18: Unmodified value for money (VfM) conclusion from external auditors' is an adverse outcome. The VfM review for 2023/24 will be taking place shortly alongside the audit of the 2023/24 Statement of Accounts.
- **Fin 12: Unmodified audit opinion on statement of accounts**  
As set out in the Q3 23/24 update, and as reported to the Audit Committee in November 2023, Medway's 2022/23 accounts will not be audited as it would not be possible to do so within the statutory timetable set to clear the national audit backlogs. Alongside many authorities in similar positions, Medway will

instead receive 'disclaimer opinion' for 2022/23. The Council's external auditors, Grant Thornton, will be starting their audit of Medway Council's 2023/24 Statement of Accounts in early July.

## 6. Risk management

- 6.1. Implementation of a performance management and risk framework allows the Council to evidence how successful it is in achieving against its stated objectives, and for residents it provides genuine accountability on how successfully the Council is administering its resources. The risk of inaccurate data being reported to Members is minimised through authorisation by Directorate and Corporate Management Teams. Assurance can therefore be placed on the accuracy of data used to assess performance. By reporting to Members, the risk of poor performance not being identified or addressed is minimised.
- 6.2. The Risk Management process helps the Council understand, evaluate, and act on all their risks. It supports effective decision making, identification of priorities and objectives and increases the probability of success by making the most of opportunities and reducing the likelihood of failure.
- 6.3. The Council's Risk Strategy incorporates and:
  - promotes a common understanding of risk.
  - outlines roles and responsibilities across the Council.
  - proposes a methodology that identifies and manages risk in accordance with best practice thereby seeking to prevent injury, damage, and loss.

## 7. Financial and legal implications

- 7.1. There are no direct finance or legal implications arising from this report.

### Lead officer contact

Lesley Jones, Corporate Performance Lead  
[lesley.jones@medway.gov.uk](mailto:lesley.jones@medway.gov.uk) 01634 332472

### Appendices

Appendix 1	Council Priority: People
Appendix 2	Council Priority: Place
Appendix 3	Council Priority: Growth
Appendix 4	Strategic Risk Summary

### Background papers

[Council Strategy and Plan 2023/24](#)