




Medway Towns performance dashboard Q1

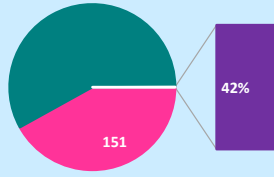
2021/22

Outcomes achieved in Q1 against projections



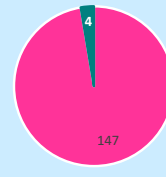
Q1 outcomes: 151 of 135 (112%)

Total outcomes achieved in 2021/22



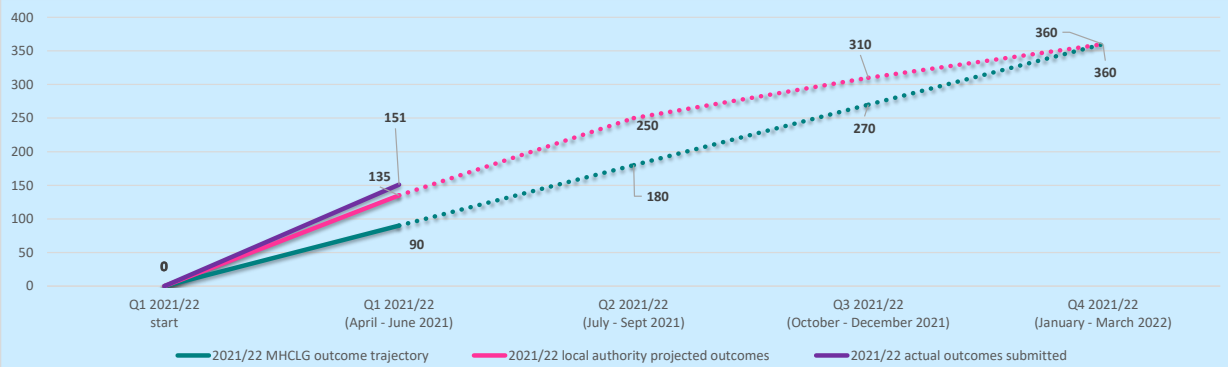
- Reported successful family outcomes in 2021/22 (at Jun 21)
- Remaining family outcomes in 2021/22 (at Jun 21)
- %age of 2021/22 family outcomes achieved

Breakdown of outcomes submitted in 2021/22

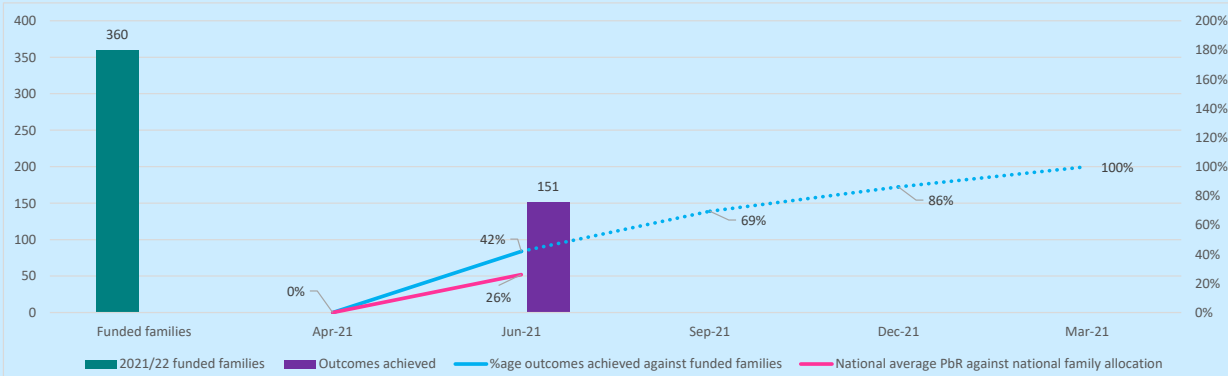


- Significant and Sustained Progress (SSP) outcomes reported at June 2021
- Continuous Employment (CE) outcomes reported at June 2021

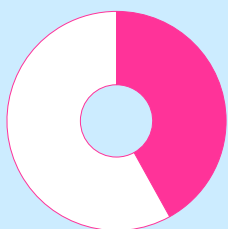
Successful family outcomes submitted against projections for 2021/22



Performance against the national average for 2021/22



Outcome payments claimed to date in 2021/22



£167,200 remaining in 2021/22

New families worked with as a part of Supporting Families in 2021/22 (as reported at 30th June 2021)

304