










MAXIMISING REGENERATION AND ECONOMIC GROWTH

REGENERATION, CULTURE AND ENVIRONMENT

OVERVIEW AND SCRUTINY MEETING

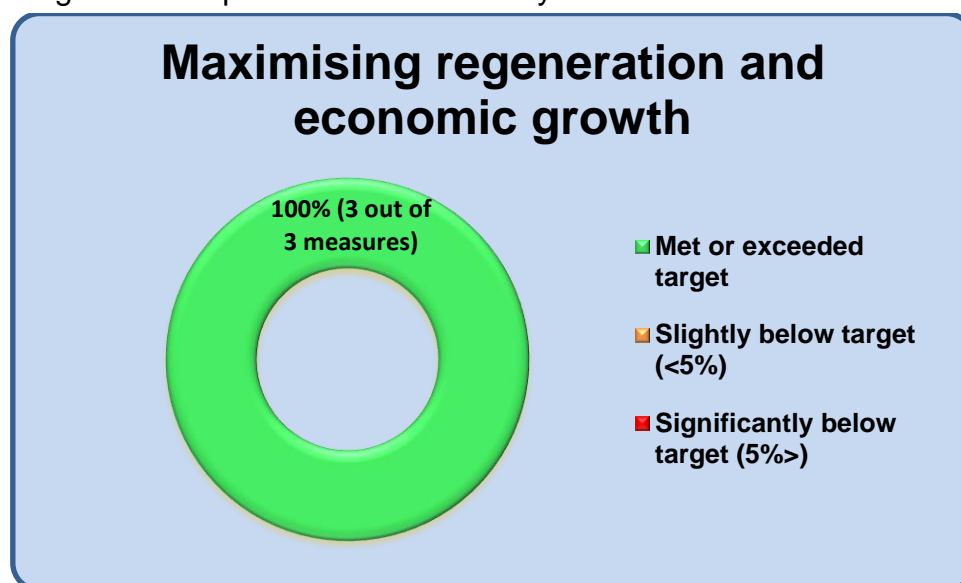
Performance: Quarter 2 2019/20

Key

 Significantly below target (>5%)	 Slightly below target (<5%)	 met or exceeded target	
 improved	 worsened	 static	
 data only, no target	N/A – data not available	Short – since last qtr.	Long – avg last 4 qtrs.
Benchmarking – compares favourably with national performance or standards	 Yes compares favourably	 No does not compare favourably	= similar performance

Council Plan measures: summary performance

There are 6 Council Plan measures that fall under the remit of this committee. We are reporting on 3 this quarter as 1 is data only and 2 are not available this quarter.



Improved performance

- 100% (4 out of 4) improved long term (average of previous 4 quarters)
- 75% (3 out of 4) improved over the short term (since last quarter)

Highlights

- 407 jobs created and safeguarded against a target of 150.
- 18 apprenticeship starts during Q2 through the Medway Apprentice Programme Grant.

Measures in target (green)

Code	Status	Name	Long Term	Short Term
ECD13		% of square footage let at Innovation Centre Medway (ICM)		
ECD20		% of square footage let in council owned business units		
LRCC4a		Number of jobs created and safeguarded (cumulative)		
MAE 3		Achievement rate (pass rate)		
NI 156		Number of households living in temporary accommodation		
HC3		No. of households with dependent children in B&B who have resided there for 6+ weeks at the end of the quarter		
MAE 2		% Retention rate		
NI 117(16-17)		The percentage of 16-17 year olds who are not in education, employment or training (NEET)		

Measures significantly below target (red)

Code	Status	Name	Long Term	Short Term
HC4		Number of private sector properties improved as a result of the Council's intervention		

Data only

Code	Status	Name	Long Term	Short Term
GVAPJM		GVA per job		

Data not available

Code	Status	Name	Long Term	Short Term
NI 167 NEW	N/A	Average journey time along 5 routes across Medway (mins per mile).	N/A	N/A
NI 154	N/A	Net additional homes provided	N/A	N/A

Benchmarking/ Achieve National Standards

	Council Plan Performance Measure - Compares favourably with national performance or standards?	Yes ✓ No ✗ Same =
MAE2 & MAE3	Attainment rate & Achievement rate MAE rated good by Ofsted	✓
NI 156	Number of households living in temporary accommodation rate of households in temporary accommodation	✓

Strategic Risks

The quarter 2 strategic risk register is attached at Appendix 3. The register shows all strategic risks together with mitigation in place to minimise impact and likelihood. The risks pertaining solely to this council priority are shown below (full details in Appendix 3).

Reference	Risk Register Page (App 3)	Risk	Owner	Current residual risk score	Definition (current score) (L-likelihood) (I-impact)
SR17	3	Delivering regeneration	Director of RCET	CII	L - significant I - critical




The following risks pertain to all priorities:

Reference	Risk Register Page (App 3)	Risk	Owner	Current residual risk score	Definition (current score) (L-likelihood) (I-impact)
SR02	9	Business continuity and emergency planning	Director of RCET	DII	L - low I - critical
SRO3 B	11	Finances	Chief Finance Officer	AI	L – very high I - catastrophic
SR21	14	Procurement savings – capacity and delivery	Chief Legal Officer	CII	L - significant I - critical
SR32	16	Data and information	Chief Legal Officer	CII	L - significant I - critical
SR33	18	Impact of welfare reform	Chief Finance Officer	DIII	L - low I - marginal
SR34	22	Successful delivery of the corporate transformation programme	AD Transformation	DII	L - low I - critical
SR36	29	Alternative service delivery models	AD Transformation, Chief Legal Officer, Director of RCET	BIII	L - high I - Marginal
SR37	33	Cyber Security	AD Transformation	CI	L - Significant I - Catastrophic




Council Plan Outcome: A strong diversified community

Programme: Business investment

Council Plan Measures: Performance


ECD13		% of square footage let at Innovation Centre Medway (ICM)					Aim to Maximise	
	Value		Value	Target	Status	Long Trend	Short Trend	
Q1 2019/20	100.00%	Q2 2019/20	98.50%	90.00%				

The Innovation Centre Medway has one vacant office which has a new tenant beginning occupation on the 1st November.

ECD20		% of square footage let in council owned business units					Aim to Maximise	
	Value		Value	Target	Status	Long Trend	Short Trend	
Q1 2019/20	91.03%	Q2 2019/20	91.94%	90%				

At the end of Q2 the Innovation Studios Medway were fully occupied, and there was one vacant unit at the Innovation Centre Medway, with a tenant confirmed from 1 November. There are five vacant units at Hopewell Drive, of which three are under application from prospective tenants. Pier Road has two vacant units, of which one is under offer. Across the Council portfolio of business premises occupation sits at 92%, comfortably above target, and a slight increase from Q1.

The sq ft let is 38,983.10 of a total available to be let of 42,844.42 sq ft

GVAPJ M	GVA per job		Aim to Maximise
2015/2016	2016/2017	2017/2018	LONG TREND (5yr)
£50,415	£51,465	£52,464	

Comments

This data is published by the Office of National Statistics and is released in December each year. Data is available up to 2017/18.

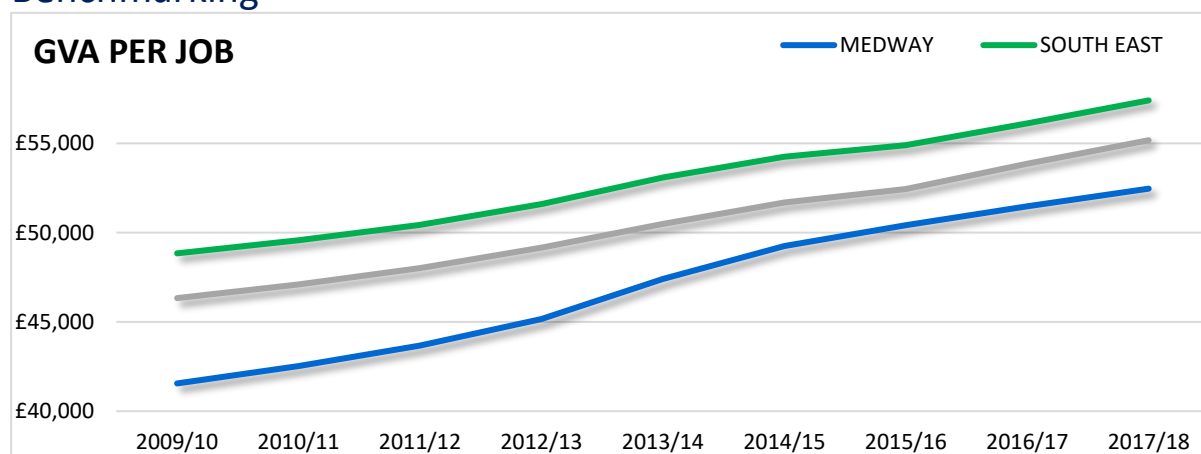
Given the volatility with the raw data and because the smoothed data is weighted, year on year comparisons should not be made. GVA per filled job is better considered over a longer period. Trends over a longer period are less likely to be the

result of the volatility around any single year estimate and are more likely to be showing a change in the economic performance of Medway.

Actions

Medway GVA per job is currently 4.9% lower than England, a 5.4 percentage point improvement from 2009 where Medway was 10.3% lower. From 2012 to 2017, Medway's GVA per job has increased by 16.2%, which is above England (12.2%), South East (11.2%).

Benchmarking



Project - Development of Innovation Park Medway

Innovation Park Medway is a significant redevelopment opportunity and has a vital role to play in Medway's economic future. A masterplan has been adopted (subject to Highways England response) to set the context for the development of up to 101,000sqm of high quality, innovative B1 and B2 commercial development in the high value technology, engineering, manufacturing and knowledge intensive industries. Medway Council and Tonbridge & Malling Borough Council have each drafted a Local Development Order (LDO), which will offer a fast-tracked planning approvals process within 28 days, if adopted. Supported by a Design Code, Environmental Statement and self-certification form, the LDO simplifies the planning requirements for future occupants.

Part of the North Kent Enterprise Zone, Enterprise Zone status runs until March 2022 and offers incentives such as business rates discounts to occupants. Medway Council has secured significant funding via the Government's Local Growth Fund (LGF) and Growing Places Fund (GPF).

Officers are pushing for a response from Highways England regarding impacts of the Innovation Park Medway on the strategic network and potential mitigation requirements. This is required prior to adoption of the Local Development Order (LDO). Discussion is ongoing with Natural England regarding their LDO consultation comments.

The programme for the LGF2 and LGF3 work has been reviewed in order to allow maximum opportunity for businesses to take advantage of Enterprise Zone status. Start onsite for LGF2 works will commence over the next quarter.

A Delivery and Investment Plan has been adopted by Cabinet and Council, including agreement to fund a £14.5m first capital project; the six storey landmark building. The Delivery and Investment Plan sets out the recommended approach to site development, selection of future occupants, funding required and delivery investment strategy.

Design of the site access infrastructure and public realm is ongoing in order to deliver the South East Local Enterprise Partnership (SELEP) funded LGF3 scheme to programme, as well as council funded works.

A tender is currently being reviewed at Pre-Qualification Questionnaire (PQQ) stage for a full design team to deliver the six storey landmark building. It is anticipated this will be designed and constructed prior to the end of the Enterprise Zone period in March 2022.

Project - Dissemination and implementation of Medway 2035

Medway 2035 continues to be promoted in stakeholder meetings and referenced as a major supporting document for external investment bids (e.g. the Future High Streets Fund, and Heritage High Streets Action Zone bids). It underpins Medway's contributions to the Local Industrial Strategy (being developed by SELEP, with the support of Local Authorities) and the Kent and Medway Enterprise and Productivity Strategy (being led by Kent County Council, with Medway Council as steering group member).

Project - Support the delivery of 1,200sqm of commercial development at Rochester Riverside




The Rochester Plaza opening is planned for 17 October 2019 where a number of milestones will be celebrated including the opening of the Hotel, the completion of the retail unit and public realm as well as the first residential occupations.

Council Plan Outcome: Resident with jobs and skills

Programme: Jobs, Skill and Employability

Council Plan Measures: Performance

NI 117(16-17)		The percentage of 16-17 year olds who are not in education, employment or training (NEET)				Aim to Minimise
Value	Value	Target	Status	Long Trend	Short Trend	

Q1 2019/20	2.50%	Q2 2019/20	2.40%	5.20%			
-----------------------	--------------	-----------------------	--------------	--------------	---	---	---




Data is available to August 2019.

The rate of NEET 16 and 17 year olds is 2.4%. this represents 151 young people. Due to the cyclical nature of this measure comparisons are made to the position 12 months ago rather than from quarter to quarter. In August 2018 3.3% of 16 and 17 year olds, 230 individuals, were NEET. Year on year there has been a 34% improvement in the number of Young people who are NEET.

Nationally, in August, 3.2% of 16 and 17 year olds are NEET. In the south east this is 2.7%

The rate of NEET must be looked at in the conjunction with the number of 16 and 17 year olds whose activity is not known. Currently this is 6.4% which represents 404 individuals. Nationally this is 9% but only 4.7% in the South East. In August 2018 there were 1231 children whose activity was unknown this was 19%. As such there has been 66% improvement in this statistic.

The coordinated work between the Information, Advice and Guidance (IAG) team, the Social Care Systems team and C&A Business Intelligence continues to deliver improved results through better data Quality which allows effective interventions, tracking and support to be given by the IAG team. These lead to better outcomes for young people.

LRCC4a		Number of jobs created and safeguarded (cumulative)					Aim to Maximise
	Value		Value	Target	Status	Long Trend	Short Trend
Q1 2019/20	60	Q2 2019/20	407	150			

Comments

Q2 job starts have significantly exceeded target, largely due to the verification of the number of job starts at Amazon at Kingsnorth following a visit by ED Officers and the AD for Physical and Cultural Regeneration in July. Amazon confirmed they employ 700 staff at the site, of whom 80% are full time. This is in addition to the 200 job starts previously recorded.

Action

The Council is continuing to promote a number of avenues to make Medway an attractive place to do business. These include:

- Obtaining Gateway 1 approval to partner with Kent County Council in the re-procurement of the inward investment services contract (effective April 2020)
- A loans and grants scheme (Partners for Growth) – five start-up grants have been awarded so far in 19/20.
- Attendance at promotional events – Officers will be attending the Kent Construction Expo on 4 October, where we have a stand, and a presentation slot for the AD Physical and Cultural Regeneration.
- An ongoing business support contract with the Chamber of Commerce – renewed for a further year in August, as per the terms of the contract. 172

'intensive assists' have been delivered in the financial year to date (attendances at business planning workshops, or one-to-one business advice).

In addition, Q2 saw Medway Council awarded a £100K development grant to progress the business case for our £10M+ Future High Streets Fund bid for Chatham High Street, and awarded up to £1.6m Heritage High Street Action Zone funding for Chatham Intra (subject to a three month co-development process with Historic England).

MAE 2		% Retention rate						Aim to Maximise			
	Value		Value	Target	Status	Long Trend	Short Trend		Value	Target	Status
Q3 18/19	92.39 %	Q4 18/19	94.53%	94%				19/20	94.53 %	94%	

Comment

This PI is based on academic year rather than financial year.

Data as at 10 September for Q4 of Academic year (May - July 2019). Data extracted from ProAchieve.

Retention measures the number of learners who start a course with MAE and, at the end of the course/academic year, have completed their learning. Retention continues to exceed the challenging target of 94% and this demonstrates that MAE's courses meet the aspirational, social and well-being needs of our learners. The overall retention rate also reflects the rigorous monitoring of attendance by tutors and curriculum staff, and improved rigour in the Initial Assessment process (ensuring learners are placed on correct course for them).

Action

Medway Adult Education's approach to improving performance is one of continuous improvement through a range of quality measures including monthly quality review meetings scrutinising KPIs, observations of teaching and learning, learner and partner evaluations, self-assessment reviews and quality improvement plans at Service and Programme level. These measures ensure the Service's overall good KPI rates are maintained as evidenced by high retention and learner satisfaction rates.

MAE 3		Achievement rate (pass rate)						Aim to Maximise			
	Value		Value	Target	Status	Long Trend	Short Trend		Value	Target	Status
Q3 18/19	99.11 %	Q4 18/19	98.01%	96%				19/20	98.01 %	96%	

Comments

This PI is based on academic year rather than financial year. Data as at 10 September for Q4 of Academic Year (May 219 – July 2019). Data extracted from ProAchieve.

The pass rate measures how many of the learners, who complete their course, achieve a qualification or their learning aim. It shows that Medway Adult Education learners continue to achieve very high pass rates and demonstrates the excellent processes in place to support learners achieve their qualifications, or to achieve their learning outcomes in non-accredited provision (RARPA).

Action

Medway Adult Education's approach to improving performance is one of continuous improvement through a range of quality measures including monthly quality review meetings scrutinising KPIs, observations of teaching and learning, learner and partner evaluations, performance and development reviews, self-assessment reviews and quality improvement plans at Service and Programme level. These ensure the Service's overall excellent KPI rates are maintained. Medway Adult Education has maintained its Information, Advice and Guidance Matrix kite mark, and monitors the effectiveness of assessment processes, ensuring learner needs are met through differentiation, and additional learning support if required, enabling learners to reach their goals and is evidenced in the good pass and achievement rates and high learner satisfaction.

Project - Medway Adult Education (MAE) learning programme to boost local skills levels for those furthest from employment

Medway Adult Education continues with work with Job Centre Plus and Employ Medway. This continues to prove challenging due to the falling unemployment rate in Medway. Referrals from Job Centre Plus are also slow as the long-term unemployed only need to be seen one a year. However, we have seen more referrals for English for Speakers of Other Languages from Job Centre Plus. Additional resource has been put into Job Centre Plus to ensure the whole day is covered and feedback has been that our presence is appreciated. Employ Medway have not been able to send any referrals for Pathway to Employment courses. Medway Adult Education currently has a planned Pathway to Employment course which is scheduled to start this term. Ten learners are registered for this course. If successful, a progression course, Qualities for Employment will follow.

Project - Establish and support Medway Skills Board and all age skills development programme

Providing people with the skills they need to be able to make a positive contribution to all levels of Medway's economic future is critical to delivering economic growth. Medway will need a pool of skilled and employable staff to ensure the long-term growth of high economic value contributors, such as the businesses likely to locate at the Innovation Park Medway. As Medway Council encourages existing businesses to grow and new businesses to move to Medway, it is vital that there is a suitable workforce ready to meet business need.

In order to do this effectively, two Medway Skills Boards have been established. An Officers Skills and Employability Board first met in August 2017 to begin defining emerging skills priorities, which were then discussed at the first Members Skills and Employability Board in November 2017. Since then the Members Board has become the Medway Skills Partnership Board and has been established as a Cabinet Advisory Group. The group has overseen the development of the Skills and Employability Plan for Medway and will oversee the action plan delivery.

The Skills Development Programme continues to progress well. The Enterprise Coordinator work is ahead of schedule, with all but one school signed up and interest from 12 Enterprise Advisers (businesses) who will be checked for suitability and matched with a relevant school.

The Skills Summit is taking place on 30 October 2019 and preparations are going well. To date over 130 people are registered to attend, with a full and engaging agenda arranged.

The Medway Apprenticeship Programme has been reworked into a contract for a Medway Apprenticeship Advice Service. This is currently out for tender, with plenty of interest received. It is hoped that delivery will start in November 2019.

The Kent & Medway Apprenticeship Graduation Ceremony took place in Rochester Cathedral on the 4 October 2019. It was a very successful event and received good media coverage. It is hoped that this will become a yearly event.

A Medway Council and partners work experience programme is taking place, with 7 young people provided placements with wrap around support. Upon completion of the programme, it will be upscaled into a larger programme with businesses.

Project - Create job opportunities for Medway residents including Rochester Airport Technology Park, Lower Thames Crossing and across Medway




A Gateway 1 paper was presented to Procurement Board on 18 September 2019 seeking permission to work with Kent County Council to retender our inward investment services contract. This was approved, and we will proceed to work jointly to have a new contract in place effective 1 April 2020. The overall contract value will be £1.53m over three years, of which Medway Council will contribute £210,000.




We have also worked jointly with Kent County Council and East Sussex County Council to submit a bid to government for just under £2.5m of European Structural and Investment Fund (ESIF) funds, to be delivered by the inward investment services provider, if our bid is successful.

Council Plan Outcome: Preventing homelessness




Programme: Preventing homelessness

Council Plan Measures: Performance

NI 156		Number of households living in temporary accommodation					Aim to Minimise	
	Value		Value	Target	Status	Long Trend	Short Trend	
Q1 2019/20	351	Q2 2019/20	332	400				
<p>At the end of Q2 2018/19 there were 332 households residing in temporary accommodation (TA) provided by the Council in line with its statutory responsibilities. This is a slight decrease from the 351 households that were accommodated at the end of Q1 2019/20.</p> <p>The majority of households in TA will have children. Therefore, there is a correlation between the overall number of households in TA and the number of children in TA. The accommodation provided to families will usually be in the form of a self-contained property located in Medway.</p> <p>Benchmarking Latest available benchmarking figures from September 2018 identify that the rate of households in temporary accommodation is currently 2.97 per 1000 households, this is slightly lower than the national rate of 3.51 and significantly lower than the rate seen in London of 15.49.</p> <p>Further benchmarking has been undertaken to identify how Medway compares with other similar sized unitary authorities. In September, the numbers in temporary accommodation in Brighton was at a rate of 12.18 households per 1,000 and Milton Keynes had a rate of 5.56 households per 1,000.</p>								

HC3		No. of households with dependent children in B&B who have resided there for 6+ weeks at the end of the quarter					Aim to Minimise	
	Value		Value	Target	Status	Long Trend	Short Trend	
Q1 2019/20	0	Q2 2019/20	0	0				
<p>A snapshot at the end of Q2 2019/20 identifies that no families were in bed and breakfast accommodation. Additionally throughout Q2 no families were placed into bed and breakfast for more than 6 weeks.</p> <p>Work is continuously underway to ensure that the use of bed and breakfast is kept to a minimum. This has been done by seeking more suitable temporary accommodation for households and using HRA properties as temporary accommodation. The Service has also reviewed its procedures to ensure that all cases with children or a pregnant are moved on from bed and breakfast within appropriate timescales.</p>								

HC4		Number of private sector properties improved as a result of the Council's intervention					Aim to Maximise	
-----	--	--	--	--	--	--	-----------------	--

	Value		Value	Target	Status	Long Trend	Short Trend
Q1 2019/20	168	Q2 2019/20	72	100			

Comments

In Q2 2019/20, 72 private sector households were assisted in having their properties improved via Council intervention, this is lower than the expected target for the quarter (100). This has been caused by focus on other activity not recorded for the target such as annual inspections of temporary accommodation (65 undertaken during Q2 compared to 12 during Q1) as well as targeting more complex enforcement cases.

Action

In addition to the above the council has undertaken 127 visits to private residences in the interest of investigating standards of accommodation and issued informal advice and correspondence to 163 households.

The Council undertakes a range of actions to improve accommodation in the private sector ranging from informal advice to services of statutory notices. Throughout the quarter the most prominent risk has been fire safety followed by excess cold, damp and mould growth and electrical hazards.

Project - Utilise the RSI funding to reduce the number of those Rough Sleeping

In 2019/20 we have secured Rough Sleeping funding of £486,000 for our in house provision, including rough sleeping coordinator, female specific support, mental health support and outreach. In addition we commission units of supported accommodation with additional hours of support and a Housing First service. We also received £160,000 for a somewhere safe to stay provision under the Rapid Rehousing Pathway and a further £185,000 for a Housing Navigator service which started in August (and so will run on for 4 months into 2020/21) which equates to £123,334 in year.

We have brought the outreach team in-house and this has allowed us to increase the capacity of the service. Over 95 rough sleepers have been moved into accommodation options, including supported accommodation, private sector accommodation, Housing First and social letting. Significant challenges are still presented by low availability of units in viable price ranges for this group.

We continue to use Temporary Accommodation but have reduced the frequency of use of this option due to issues around concentration of vulnerable people in certain buildings/areas and we have a preference for controlling the support provided by using bed spaces in the somewhere safe to stay service. We have been allocated funding to provide additional support and accommodation over the winter months and are looking into options

Project - Ensure that the council maximises the opportunity to reduce homelessness through prevention and relief

The Council continues to deliver in homeless service with an increased emphasis on the prevention or relief of households that find themselves at risk of having no accommodation available. The Housing Options Service has implemented a number of initiatives, including joint working with partners, to ensure that all opportunities to prevent or relieve homelessness within Medway are maximised. This includes a dedicated Landlord Hotline and campaigns to engage private landlords, an initiative to facilitate joint prevention working with social landlords in the area; forging closer links with the Medway Revenue and Benefits Service (MRBS) to facilitate timely resolution of Housing Benefit issues and the granting of Discretionary Housing Payments; and our working closely with the Private Rented Sector Team to ensure timely access to suitable accommodation.

Rates of prevention remain high following year on year increases from 2017/18 in comparison to 2018/19. During Q2 on 2019/20 the Council has prevented or relieved 192 households from becoming homeless in comparison to 142 in Q2 of 2018/19.

Demand on services continue to be high over with 1298 approaches so far this year in comparison with 2648 approaches in 2018/19 (or 1,150 compared to the same period in 2018/19).

Council Plan Outcome: Delivering new homes to meet the needs of Medway's residents

Programme: Delivering new homes to meet the needs of Medway's residents

Council Plan Measures: Performance

NI 154	Net additional homes provided					Aim to Maximise
	2016/2017	2017/2018	2018/19	TARGET	STATUS	LONG TREND
642	680	N/A	1,000	N/A	N/A	N/A

Comments

This figure is reported annually. The 18/19 figure will be available in December within the Council's Authority Monitoring Report which is available online.

Project - Preparation of the new Medway Local Plan

Report on Local Plan was presented to Cabinet in December 2018. Cabinet agreed a revised Local Development Scheme.

The Planning Policy update report was presented to Cabinet on 6 August 2019. The Cabinet approved a revised Local Development Scheme, which includes an updated programme for the preparation of the Medway Local Plan. The publication of a draft Local Plan awaits the outcome of the Housing Infrastructure Fund (HIF) bid.

Project – HIF Project – Finalise Funding Agreement and Deliver

The Housing Infrastructure Funds is a Ministry of Housing, Communities and Local Government (MHCLG) funding stream to forward fund essential infrastructure. Medway Council submitted a successful final bid and business case focused on road, rail and environmental improvements. The total value of the submission is £170m. This funding will ensure that essential infrastructure is brought forward ahead of new homes being built and will also ensure that future development is sustainable. The road improvements will improve traffic flows and address congestion along the A228, and specifically at Four Elms roundabout and Hill. A new road is being designed which will be part of the existing Woodfield Way Ministry of Defence (MoD) road (with a new junction planned for the A289 Wainscott bypass). Rail will see a new station at Sharnal Street with peak trains initially serving commuters to London as well as off peak journeys to the Strood, Rochester and Chatham. The environmental enhancements will create a network of large open spaces of high wildlife value. These sites will also provide a space for people to walk, cycle, recreate and play sport – all within a landscape opening up new views across the Peninsula and Medway estuary.

HIF funding approval was granted by MHCLG on Friday 1st November. MHCLG have confirmed that there will be further discussion with Medway Council to agree the conditions and final Grant Determination Agreement which the Council aim to complete within the 3rd and 4th quarter. Work had already been in progress on the project elements in order to keep to the programme of delivery outlined in the final business case; March 2024. Design of the Highways and Rail elements is ongoing with the necessary surveys and preparations for the environmental enhancements also in train. Discussions with third party land owners such as the Ministry of Defence (MoD) and Defence Infrastructure Organisation (DIO) have progressed well which the confirmed funding will accelerate.

The Hoo Development Framework is in continued development and the HIF specific Infrastructure Delivery Schedule is being developed by Arups and the Local Plan Team. The supporting HIF and Medway Viability Assessment is being developed by consultants and a successful developers / land promoters workshop was held in October to test methodology and land values. This work is due to be completed in early 2020.

Project - Increase the supply of accommodation available to Medway residents

A number of work streams and projects are underway to ensure that the supply of accommodation in Medway continues to increase. In Q2 2019/20, 31 additional affordable housing units have been completed (129 year to date) representing an investment of £14,835,000 in to the Medway area. It is estimated that 180-250 units will be completed by March 2020.

Work continues to further plans for development within the Council's Housing Revenue Account (HRA). Appraisal and testing is being undertaken to determine which sites have potential for future housing.

The Council aims to use its accommodation as efficiently as possible. Minimising the time that properties are empty or void ensures that housing stock is re-let as quickly

as possible. For Medway Council stock void turnaround time remains low at an average of 12 days compared to an average of 13 days in 2018/19, ensuring we maximise the use of HRA properties. A total of 181 properties, comprising of Council Owned and Housing Association stock, have been let through Homechoice to applicants on the Housing Register.

Project - Encourage the delivery of homes to meet our targets – Rochester Riverside

Rochester Riverside had its first homes occupied in June 2019 and the hotel is on track for completion in September 2019. The Rochester Plaza opening is planned for 17 October 2019 where a number of milestones will be celebrated including the opening of the hotel, the completion of the retail unit and public realm as well as the first residential occupations.

Project - Encourage the delivery of homes to meet our targets – Strood Waterfront

The flood defence works on the Civic site are complete and VolkerStevin have demobilised their site; the works on the Canal Road site are nearing completion now that Southern Gas have completed their mains connection programme. The final road layout and surfacing is expected to be complete by the end of November 2019.

Marketing of the Civic site will be launched on 16 October 2019, and the first stage of the procurement exercise to appoint a development partner will begin. The marketing of the Riverside site will follow once the development partner for the Civic site has been announced.

Council Plan Outcome: Getting around Medway

Programme: Tackle congestion hotspots by transport and public realm improvements

Council Plan Measures: Performance

NI 167 New		Average journey time along 5 routes across Medway (mins per mile)					Aim to Minimise
	Value		Value	Target	Status	Long Trend	Short Trend
Q1 2019/20	N/A	Q2 2019/20	N/A	N/A	N/A	N/A	N/A
Comments The Department for Transport (DfT) provided Trafficmaster Data to December 2018 in April 2019. Journey times were thus calculated for the 2018 calendar year. Journey times for 2018 showed improved performance over all, with all four quarters achieving a mins-per-mile time (8am to 9am Monday to Friday morning peak) below the 4 mins-per-mile target. The time was as low as 2.82 mins-per-mile in Q2 of 18/19, the lowest achieved since 2015, a very positive outcome given the increase in car use across this period.							

DfT are not expected to release the next tranche of Trafficmaster Data until late 2019/early 2020, at which point journey times for the calendar year 2019 will be calculated and NI167 updated accordingly.

The future prosperity of Medway depends on the prospect of continuing economic growth. The provision of adequate infrastructural investment of new and improved roads is fundamental to enable economic development to come to Medway. In conjunction with these infrastructure developments is the need to meet the challenge of social and environmental objectives of cleaner air and providing a pleasant environment in which to live, work and learn.

Medway Council is committed to enable citizens, visitors and business to move around Medway's road network easily and in the way they choose, i.e. car, public transport, cycling and on foot; encouraging sustainable transport where possible. The connectivity of transport hubs, leisure, shopping and health facilities is at the forefront of our planning so that there is an integrated approach to travel throughout Medway.

The future prosperity of Medway depends on the prospect of continuing economic growth. The provision of adequate infrastructural investment of new and improved roads is fundamental to enable economic development to come to Medway. In conjunction with these infrastructure developments is the need to meet the challenge of social and environmental objectives of cleaner air and providing a pleasant environment in which to live, work and learn.

Medway Council is committed to enable citizens, visitors and business to move around Medway's road network easily and in the way they choose, i.e. car, public transport, cycling and on foot; encouraging sustainable transport where possible. The connectivity of transport hubs, leisure, shopping and health facilities is at the forefront of our planning so that there is an integrated approach to travel throughout Medway.

Projects - Achieve Level 3 Award with DfT

Across Q2 officers continued to work towards the final phases of the Strood LGF scheme. High friction road surface works are still to be completed, and officers await a delivery timetable from Volker before taking forward.

The design for lighting St. Nicholas Church has been finalised, taking in to account the church's amendment requests. The final design has been sent to the diocese for agreement and it has been confirmed that the project schedule does not allow any further time for additional redesigns.

Further confirmation on delivery costs from Highways is still awaited in order to accurately formulate the final project budget. Officers are informed this will be provided in Q3. Once this has been confirmed the final phases of the project, including bridge lighting and landscaping, can be finalised and commissioned.

Project - Ongoing management and delivery of the LGF project to improve journey times and the public realm in Strood

Early in Q2 officers finalised and submitted the revised Business Case (BC) to South East Local Enterprise Partnership (SELEP). A decision was made on the revised BC on 13 September 2019 to approve the continued funding of the scheme on the basis of its amended outputs.

It was agreed that £1.7m from the Local Growth Fund (LGF) can be used to develop transport improvements on the business estate by creating a new slip road to bypass the roundabout from Medway City Estate onto Berwick Way. The improvement works aim to help traffic leave the estate easier during peak evening times

Project - Support the development of Chatham Railway Station

Improvement works at Chatham train station are nearing completion. Medway Council, Network Rail and Southeastern will be signing off the scheme in October/November 2019