










MAXIMISING REGENERATION AND ECONOMIC GROWTH

REGENERATION, CULTURE AND ENVIRONMENT OVERVIEW AND SCRUTINY MEETING

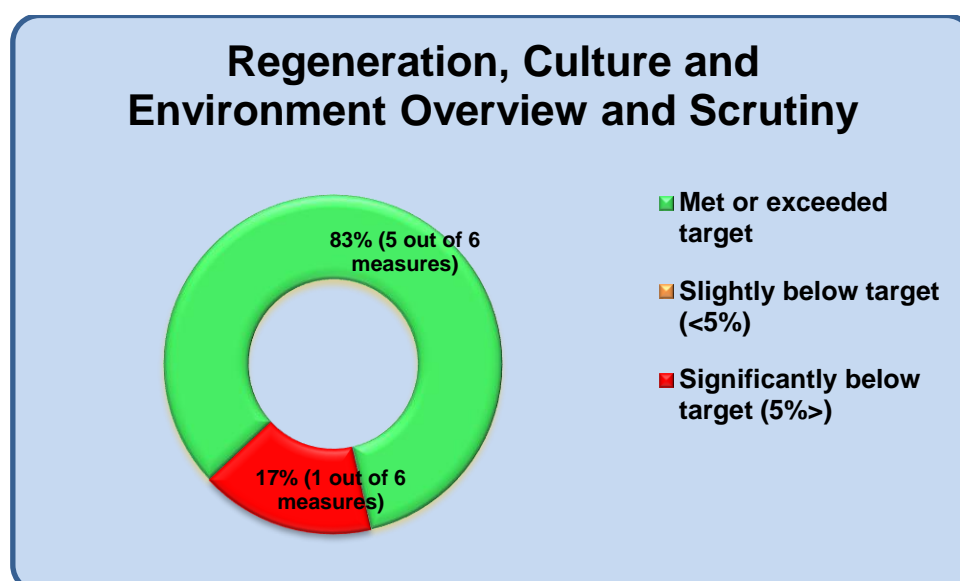
Performance: Quarter 4 & End of Year 2018/19

Key

 Significantly below target (>5%)	 Slightly below target (<5%)	 met or exceeded target	
 improved	 worsened	 static	
 data only, no target	N/A – data not available	Short – since last qtr.	Long – avg last 4 qtrs.
Benchmarking – compares favourably with national performance or standards	 Yes compares favourably	 No does not compare favourably	= similar performance

Council Plan measures: summary performance

There are 6 measures of success which fall under the remit of this Committee, however for Q4 we are reporting on 5 as 1 measure is data only.



Improved performance

- 83%(5 out of 6) improved long term (average of previous 4 quarters)
- 100% (6 out of 6) improved over the short term (since last quarter)

Highlights

- 506 intensive assists have been provided to businesses by Kent Invicta Chamber of Commerce.
- 535 jobs have been created or safeguarded.

Measures in target (green)

Code	Status	Name	Long Term	Short Term
ECD13		% of square footage let at Innovation Centre Medway (ICM)		
ECD20		% of square footage let in council owned business units		
LRCC4a		Number of jobs created and safeguarded (cumulative)		
MAE 2		% Retention rate		
MAE 3		Achievement rate (pass rate)		
NI 156		Number of households living in temporary accommodation		
HC3		No. of households with dependent children in B&B who have resided there for 6+ weeks at the end of the quarter	-	-
HC4		Number of private sector properties improved as a result of the Council's intervention		
NI 117(16-17)		The percentage of 16-17 year olds who are not in education, employment or training (NEET)		
NI 167 NEW		Average journey time along 5 routes across Medway (mins per mile) data only to December 2017 (Q3) from DfT		

Measures significantly below target (red)

Code	Status	Name	Long Term	Short Term
NI 154		Net additional homes provided		

Data only

Code	Status	Name	Long Term	Short Term
GVAPJM		GVA per job		





Benchmarking/ Achieve National Standards

	Council Plan Performance Measure - Compares favourably with national performance or standards?	Yes ✓ No × Same =
MAE2 & MAE3	Attainment rate & Achievement rate MAE rated good by Ofsted	✓
NI 156	Number of households living in temporary accommodation rate of households in temporary accommodation	✓

Council Plan Outcome: A strong diversified community

Programme: Business investment





Council Plan Measures: Performance

ECD13		% of square footage let at Innovation Centre Medway (ICM)						Aim to Maximise			
	Value		Value	Target	Status	Long Trend	Short Trend		Value	Target	Status
Q3 18/19	89.27 %	Q4 18/19	95.99%	90%				18/19	95.99 %	90%	

Comments

The Innovation Centre Medway has a total space to let of 17,859.34 sqft. The empty units vary, and as the sites are incubators there is always a “churn” of tenants coming and going, and moving within the building. At the end of Q4, 95.99% of the available space was occupied. Three offices were vacant. However, one of these has a new tenant identified expected in April 2019.

There are no specific trends in the nature of the vacant units at the ICM, and the Council has historically been able to adapt to need.

ECD20		% of square footage let in council owned business units						Aim to Maximise			
	Value		Value	Target	Status	Long Trend	Short Trend		Value	Target	Status
Q3 18/19	89.36 %	Q4 18/19	92.48%	90%				18/19	92.48 %	90%	

Comments

Council owned business units included in this measure are Hopewell Drive, Pier Road, and Innovation Studios Medway and Innovation Centre Medway totalling 43,160 sq. ft. Units across the sites vary in size from approx. 120sqft to 1,500 sq. ft.

At the end of Q4, three workspace units are recorded as available at Innovation Centre Medway, with one having identified tenants in the process of signing licence agreements. There is one vacant unit at the Innovation Studios and five vacant units at the other two Council owned sites, of which one has an identified tenant.

Overall therefore, nine units are available for business rental, and are currently being marketed, from a total of 119.

GVAPJ M	GVA per job		Aim to Maximise
2015/2016	2016/2017	2017/2018	LONG TREND (5yr)
£50,415	£51,465	£52,464	↑

Comments

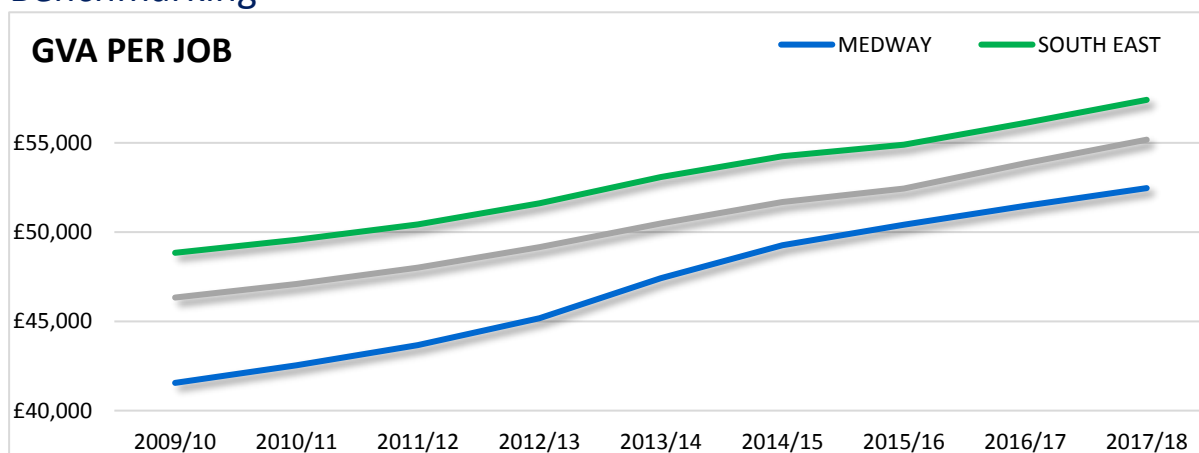
This data is published by the Office of National Statistics and is released in December each year. Data is available up to 2017/18.

Given the volatility with the raw data and because the smoothed data is weighted, year on year comparisons should not be made. GVA per filled job is better considered over a longer period. Trends over a longer period are less likely to be the result of the volatility around any single year estimate and are more likely to be showing a change in the economic performance of Medway.

Actions

Medway GVA per job is currently 4.9% lower than England, a 5.4 percentage point improvement from 2009 where Medway was 10.3% lower. From 2012 to 2017, Medway's GVA per job has increased by 16.2%, which is above England (12.2%), South East (11.2%).

Benchmarking



Council Plan Project - Continue to encourage and help facilitate the growth of businesses in Medway

In total this year 506 intensive assists have been delivered to start up and established businesses. This comprises 307 individual business planning workshops and 199 one to one business appointments. In Q4 Portfolio Holders hosted a business lunch on 5 February, attended by 18 of the larger Medway businesses and representatives from higher education and further education, at which the Medway Skills plan was presented and discussed.

Project - Ensure Medway's regeneration agenda delivers economic growth, increasing high value businesses and high quality employment, and creating jobs and inward investment.

Action

To date 535 jobs have been created/protected against an annual target of 300. This comprises of 379 jobs created and 156 protected. New investments in Medway this year include D&G Assist opening a new facility at Medway City Estate creating 35 jobs and Amazon opening at Kingsnorth creating 200 jobs (awaiting final confirmation). Wincanton at Kingsnorth created a further 40 jobs bring their total to 140. Businesses moving into Council workspace including the Innovation Centre and Innovation Studios accounted for a total of 34 jobs.

Project - Development of Innovation Park Medway (IPM) (maximising the benefits Enterprise Zone status brings) to provide the right infrastructure for business success

Action

LGF2 Rochester Airport Improvement Works - Planning Approval was granted for Control Tower & Hub and Helipads in December 2018. Medway Council are undertaking the infrastructure works directly with the South East Local Enterprise Partnership (SELEP) grant funding. Kier Ltd was appointed in March 2019 to carry out the construction works, which are programmed to be complete by March 2020. Electrical enabling works were complete in January 2019.

LGF3 Innovation Park Medway - The draft masterplan has been finalised and consultation concluded on 29 October 2018. The masterplan was adopted by Medway Council's Cabinet on 5 March 2019, and by Tonbridge and Malling Borough Council's Cabinet on 19 March 2019, subject to Highways England agreement. A simplified planning mechanism for the site in the form of Local Development Order, is being developed; Medway Council has approved the consultation of the Local Development Order and is subject to Tonbridge and Malling approval.

The business case for LGF3 was submitted to South East Local Enterprise Partnership in January and was approved at the Accountability Board in February.

GPF Southern Site - Growing Places Funding (GPF) will begin to be drawn down so that the access road and associated infrastructure can be delivered on the southern site (alongside ICM). Design begins in January for circa six months.

Council Plan Outcome: Resident with jobs and skills

Programme: Jobs, Skill and Employability

Council Plan Measures: Performance

NI 117(16-17)	The percentage of 16-17 year olds who are not in education, employment or training (NEET)							Aim to Minimise			
Quarterly							Annual				
	Value		Value	Target	Status	Long Trend	Short Trend		Value	Target	Status
Q3 2018/19	2.50%	Q4 2018/19	2.80%	6.00%				2018/19	2.80%	6.00%	

Comments

The latest published data is up to February 2019. At this point 2.8% of 16-17 year olds were classed as NEET. This equates to 178 young people. Due to the cyclical nature of this measure comparisons are made to the position 12 months ago rather than from quarter to quarter. At the end of February 2018 there were 228 young people classed as NEET, which equated to 3.5% of the cohort. This means that, like for like against last year there has been a 20% reduction on the percentage of 16 and 17 year olds classed as NEET.

The rate of young people for whose activity is not known is 3.8%, this represents 239 young people. This is an 82% reduction on last February when the rate in Medway was 21.3%.

Currently there are 6 LAC 16&17 year olds who are NEET and less than 5 whose status is Not Known. This is very similar to February 2018. There are less than 5 young people known to the Youth Offending team who are NEET again this is comparable to last year. 11 SEND are NEET and 6 are recorded as activity not known. The NEET figure is a small increase on the 11 NEET in February 2018 but the not known number this year (6) is almost a quarter of the 23 in February 2018, reflecting the good work done in this area.

Benchmarking

Nationally the rate of NEETs is 2.7% and the South East rate is 2.5%. Whilst these are better than Medway it is important to note that in February 2018 the National rate was 2.8% and the regional rate 2.3%. This means that Medway has made better progress (a 20% reduction year on year) than National, which has made a 4% reduction and the South East which has worsened by 8%.

Medway's rate of 16-17 year olds whose activity is unknown is still higher than the national rate of 2.2% and the South East rate of 2.5%

Actions

Work to reduce the level of young people whose activity is unknown continues. The information Advice and Guidance (IAG) team are actively engaged with local schools and colleges to share information. Significant work is being done to ensure the cleanliness of the database, which supports efficient work. The IAG team are working closely with the key vulnerable groups and progress has been seen in relation to the SEN group.

LRCC4a		Number of jobs created and safeguarded (cumulative)						Aim to Maximise			
	Value		Value	Target	Status	Long Trend	Short Trend		Value	Target	Status
Q3 18/19	495	Q4 18/19	535	300				18/19	535	300	

Comments

To date 535 jobs have been created/protected against an annual target of 300. This comprises of 379 jobs created and 156 protected.

Action

New investments in Medway this year include D&G Assist opening a new facility at Medway City Estate creating 35 jobs and Amazon opening at Kingsnorth creating 200 jobs (awaiting final confirmation). Wincanton at Kingsnorth created a further 40 jobs bring their total to 140. Businesses moving into Council workspace including the Innovation Centre and Innovation Studios accounted for a total of 34 jobs.

MAE 2		% Retention rate						Aim to Maximise			
	Value		Value	Target	Status	Long Trend	Short Trend		Value	Target	Status
Q1 18/19	98.21 %	Q2 18/19	96.1%	94%				18/19	N/A	94%	N/A

Comment




This PI is based on academic year rather than financial year. Data as at 10 February for Q2 of Academic Year (November 2018 – January 2019).

Retention measures the number of learners who start a course with MAE and, at the end of the course/academic year, have completed their learning. Retention continues to meet the challenging target of 94% and this demonstrates that MAE's courses meet the aspirational, social and well-being needs of our learners.

Action

The overall retention rate also reflects the rigorous monitoring of attendance by tutors and curriculum staff, and improved rigour in the Initial Assessment process (ensuring learners are placed on correct course for them). Medway Adult Education's approach to improving performance is one of continuous improvement through a range of quality measures including monthly quality review meetings

scrutinising KPIs, observations of teaching and learning, learner and partner evaluations, self-assessment reviews and quality improvement plans at Service and Programme level. These measures ensure the Service's overall good KPI rates are maintained as evidenced by high retention and learner satisfaction rates.

MAE 3		Achievement rate (pass rate)						Aim to Maximise			
	Value		Value	Target	Status	Long Trend	Short Trend		Value	Target	Status
Q1 18/19	98.08 %	Q2 18/19	98.52%	96%				18/19	N/A	96%	N/A

Comments

This PI is based on academic year rather than financial year. Data as at 10 February for Q2 of Academic Year (November 2018 – January 2019).

The pass rate measures how many of the learners, who complete their course, achieve a qualification or their learning aim. It shows that Medway Adult Education learners continue to achieve very high pass rates and demonstrates the excellent processes in place to support learners achieve their qualifications, or to achieve their learning outcomes in non-accredited provision (RARPA).

Action

Medway Adult Education's approach to improving performance is one of continuous improvement through a range of quality measures including monthly quality review meetings scrutinising KPIs, observations of teaching and learning, learner and partner evaluations, performance and development reviews, self-assessment reviews and quality improvement plans at Service and Programme level. These ensure the Service's overall good KPI rates are maintained. Medway Adult Education has maintained its Information, Advice and Guidance Matrix kite mark, and monitors the effectiveness of assessment processes, ensuring learner needs are met through differentiation, and additional learning support if required, enabling learners to reach their goals and is evidenced in the good pass and achievement rates and high learner satisfaction.

Council Plan Project - Medway Adult Education (MAE) learning programme to boost local skills levels for those furthest from employment

Action

Unemployed learner numbers continue to be a challenge with the lower unemployment rates of Medway. The number of enrolments was also significantly impacted upon by the implementation of Universal Credit and as a direct result up until January there were insufficient referrals to generate employability courses. Most recently referrals to MAE from JCP have been largely for English and maths courses. From a recent 6-week maths skills for work, 9 completed and achieved and three have since progressed to join mainstream Functional Skills maths courses and

one learner joined the GCSE maths programme. Three of the remaining four learners have enrolled onto a follow on course for maths started in January. MAE continues to deliver its programme across Medway to meet the needs of the community and learners and to meet both MAE and Council priorities and objectives, specifically by engaging with learners from deprived wards, currently 52 % of MAE's basic English and Maths delivery and in conjunction with the local Job Centre where MAE has a regular weekly presence and referral process. Additional resource has been identified to increase MAE's presence at JCP with the aim of increasing referrals to the workskills programme area to boost skills levels for those furthest from employment. A checklist for community learning courses has been developed and shared with the JCP team to support engagement with the long-term unemployed JCP claimants.

Through partnership working with Employ Medway MAE was able to generate sufficient numbers to launch the first suite of employability courses this year at their centre in Chatham. The Pathways to Employment course attracted 10 learners with plans to deliver the progression course Qualities for Employment. A second suite of employability courses started in March 2019, running until the end of April with 10 enrolments with a third suite planned for April.

Project - A Skills Plan for Medway

Comments

This plan incorporates the objectives of the 16 – 18 Youth Strategy, alongside interests such as apprenticeships, degree apprenticeship and internships to support lifelong learning.

The Medway Skills Board was established in 2017 to prioritise skills development in target sectors and to ensure that all residents benefit from growth. The Skills Board (Members and Officers' Boards) is responding to national, regional and local policy in its work to establish Medway's five skills priorities. Working with the South East Local Enterprise Partnership (SELEP), Skills Advisory Group and the Kent and Medway Skills Commission, the Board is ensuring that Medway's skills priorities are embedded in wider policy development.

The four skills priorities focus effort on 1) Matching Business Demand and Skills Supply, 2) Developing Medway's Talent Pool, 3) Eliminating Barriers to Employment and 4) Transforming Not in Education, Employment or Training (NEETs) to EETs.





Action

The plan was approved by Cabinet on 5 March 2019 and will be published imminently.

Council Plan Outcome: Preventing homelessness

Programme: Preventing homelessness

Council Plan Measures: Performance

NI 156		Number of households living in temporary accommodation						Aim to Minimise			
	Value		Value	Target	Status	Long Trend	Short Trend		Value	Target	Status
Q3 18/19	353	Q4 18/19	349	400				18/19	349	400	

Comments





At the end of Q4 2018/19 there were 349 applicants residing in temporary accommodation provided by the Council in line with its statutory responsibilities. This is a decrease from the 360 households that were accommodated at the end of Q2 2018/19.

Benchmarking

Latest available benchmarking figures from September 2018 identify that the rate of households in temporary accommodation is currently 2.97 per 1000 households, this is slightly lower than the national rate of 3.51 and significantly lower than the rate seen in London of 15.49.

Further benchmarking has been undertaken to identify how Medway compares with other similar sized unitary authorities. In September the numbers in temporary accommodation in Brighton was at a rate of 12.18 households per 1000 and Milton Keynes had a rate of 5.56 households per 1000.

Due to the timescales involved in producing quarterly returns for homelessness statistics, it was not possible to produce statistics in relation to the amount of children in temporary accommodation in line with the current reporting timetable. Therefore statistics will be provided for the previous quarter (e.g. Q2 reporting of NI156 will be reported with the Q1 figure for the amount of children in Temporary accommodation). The number of children in temporary accommodation as of the end of Q2 was 650.

HC3		No. of households with dependent children in B&B who have resided there for 6+ weeks at the end of the quarter						Aim to Minimise			
	Value		Value	Target	Status	Long Trend	Short Trend		Value	Target	Status
Q3 18/19	0	Q4 18/19	0	0				18/19	0	0	





Comments

A snapshot at the end of Q4 2018/19 identifies that no families were in bed and breakfast accommodation. Additionally, throughout Q3 no families were placed into

bed and breakfast for more than 6 weeks. This is also the case for 2018/19 as a whole.

Action

Work is continuously underway to ensure that the use of bed and breakfast is kept to a minimum. This has been done by seeking more suitable temporary accommodation for households and using HRA properties as temporary accommodation. The Service has also reviewed its procedures to ensure that all cases with children or a pregnant mother are moved on from bed and breakfast within appropriate timescales.

HC4		Number of private sector properties improved as a result of the Council's intervention						Aim to Maximise			
	Value		Value	Target	Status	Long Trend	Short Trend		Value	Target	Status
Q3 18/19	298	Q4 18/19	426	175				18/19	1,312	600	

Action

In Q4 2018/19, 426 private sector households were assisted in having their properties improved via Council intervention, exceeding the quarterly target, compared to 162 in Q4 of 2017/18. The team have already exceeded the yearend target of 600 interventions. Interventions from the Private Sector Housing range from informal/formal action (190 in Q4), the removal/reduction of hazards (190 in Q4) such as excess cold, damp and mould growth and fire, and the licensing of Houses in multiple occupation (12 in Q4). The Councils Private Sector Team continues to handle and resolve complaints from tenants and landlords, inspect and licence houses in multiple occupation and carry out other property inspections.

The Homeless Reduction Act (HRA) 2017 was enacted in April 2018, this Act reinforces the duties placed on local authorities to ensure households threatened with homelessness receive earlier significant intervention. The legislation focuses on working with clients before the crisis stage of homelessness is reached. The HRA has introduced further prevention and relief duties for local authorities to take action to prevent homelessness for any at risk client regardless of their priority need. During Q4 2018/19 the Council has achieved 184 homelessness prevention and reliefs. Work on preventions will help minimise the amount of new applicants having to go in to temporary accommodation. Preventions and reliefs achieved for 2018/19 amount to 813 households in comparison to 302 for 2017/18.

Council Plan Project - Help Medway's people get a foot on the housing ladder

Action

During Q4 a further 19 affordable housing units have been delivered across Medway bringing the total number of units delivered as affordable housing during 2018/19 to 186. Overall, 93 units were delivered as affordable rented accommodation and 93 were delivered as shared ownership accommodation.




The number is below the target of 204 units to be delivered as affordable housing per annum. Late on in the year, three schemes were delayed due to unforeseen circumstances;

- MHS - 53 Units. Delays in obtaining necessary approvals to occupy the scheme.
- Home Group - 13 units delayed due to connection of utilities.
- West Kent Housing - 16 Units delayed due to ongoing snagging issues with the contractor.

Council Plan Outcome: Delivering new homes to meet the needs of Medway's residents

Programme: Delivering new homes to meet the needs of Medway's residents

Council Plan Measures: Performance

NI 154	Net additional homes provided					Aim to Maximise
	2015/2016	2016/2017	2017/2018	TARGET	STATUS	LONG TREND
553	642	680	1,000			

Comments

This data has been published in the Council's Authority Monitoring Report and is available on the website.

The main findings from the Monitoring Report include the completion of 680 dwellings in 2017/18, which is a 6% increase from the previous year.

Actions

Housebuilding rates are still recovering from difficult market conditions in recent years. There are signs of growing confidence in development in Medway, such as progress seen in large regeneration schemes such as Rochester Riverside, Kitchener Barracks, Chatham Waters, Victory Pier, Chatham Maritime including St Marys Island and Temple Waterfront. There are also over 1202 homes known to be under construction. 88% of the homes built in 17/18 were on previously developed land. However, rates of development are below the Council's adopted housing target of 1000 homes a year. The government has directed local planning authorities to use its 'Standard Method' for calculating Local Housing Need. Medway Council will reflect this updated calculation of annual housing need in the Regulation 19 draft Local Plan when it is published in summer 2019.

Benchmarking

The development industry is also delivering significantly fewer new homes than the 1281 dwellings per annum identified in the Strategic Housing Market Assessment as Medway's objectively assessed need for housing. The introduction of the

proposed Department for Communities and Local Government (DCLG) standard method for calculating housing need would lift the annual figure to 1665 homes. It is questionable if this scale of housing could be delivered by the development industry.

Council Plan Project - Preparation of the new Medway Local Plan

Comments

Report on Local Plan presented to Cabinet in December 2018. Cabinet agreed revised Local Development Scheme, which delays production of draft Local Plan until early summer. The reasons for this are due to continual Government changes to housing and population projections and the need to await outcome of the housing infrastructure fund decision.

Council Plan Project - Encourage the delivery of homes to meet our targets, through investigation of new financing models and release of Council owned sites.

Comments

This will include the first operation of Medway Development Company, and the handover of the Chatham Waterfront development site for delivery, both in 2018/19.

The Council has created a Housing Company, the Medway Development Company Limited (MDCL) and appointed a Head of Operations to lead the initial work of the organisation. The Deputy Leader and Portfolio Holder for Resources have been appointed to the Board and two other non-executive board members are in the process of been appointed. The purpose of the company is to build quality housing for profit and support area based regeneration with a focus on creating sustainable communities that will support economic development and prosperity.

This will also mean improving the number of affordable homes available in Medway and the company has a 5 year plan of sites for development with the delivery of approximately 600 units planned.

Whiffens Avenue

The planning application has been submitted and the design has been adjusted following comments received from Historic England through the planning consultation process. This will formally go to Planning Committee in May 2019, and once approved the works will start in summer 2019.

Chatham Waterfront

The planning application for the scheme was successfully submitted in December 2018 and approved in March 2019. Medway Development Company is now progressing towards a mobilisation of the project during summer 2019.

Housing Revenue Account

In October 2018 the Chancellor announced the scrapping of the HRA headroom debt cap for Local Authority Stock retained Councils. As a result this means that, within

reason, Councils can now borrow utilising similar rules to that of prudential borrowing. Officers have sought assistance from Savills Consultancy to undertake analysis and produce a report of the borrowing capacity of the HRA to take forward a number of new build schemes. This report was presented to Housing Special Projects Board on 1 February 2019. The report highlights that the HRA business plan can sustain an amount of borrowing for development or regeneration. Proposals are currently under development as to which schemes could be viable to take forward.

The third phase of the HRA new build programme of 6 x 1 bedroom bungalows has now started on site. The works will be completed by the end of Autumn 2019. The properties will be allocated utilising a local lettings plan whereby priority will be given to households under occupying existing Council homes. The properties freed up by this process will then be let to households on the Housing register or in Temporary accommodation reducing pressure on the general fund budget.

Project - Rochester Riverside

The topping out ceremony took place on 7 March 2019 which went very well and had a good attendance. The Rochester Riverside School planning application was submitted on the 6 Feb 2019 and is planned to start on site in August 2019. The final show homes were opened for viewings in April 2019. The Hotel started on site in September 2018 and is due to be completed in September 2019.

Project - Strood Waterfront




The flood risk management works are progressing extremely well; works on the Civic site and Canal Road sites are due to be complete in Q1 2019, as planned. The £3.5m grant funding awarded by SELEP in February 2018, was spent by November 2018 as profiled.

With regards marketing, as the Civic site is easily the most attractive site this will be marketed as a priority and separately from the Riverside site. The Council plan to market the Riverside site once a developer has been appointed for Civic so the market is not flooded and interest in Strood will be growing. Marketing for Civic will begin in Q1 2019.

Council Plan Outcome: Getting around Medway

Programme: Tackle congestion hotspots by transport and public realm improvements

Council Plan Measures: Performance

NI 167 New		Average journey time along 5 routes across Medway (mins per mile)						Aim to Minimise			
	Value	Value	Target	Status	Long Trend	Short Trend		Value	Target	Status	
Q2 17/18	3.49	Q3 17/18	3.86	4				18/19	N/A	N/A	N/A

Comments

The journey time indicator is still being calculated using DfT issued Trafficmaster data. As of January 2019 DfT have issued data up to December 2017. Officers enquired with DfT as to when the next tranche of data will be released; DfT confirmed that data for the calendar year 2018 will be released in April 2019.

Action

The Council continues to effectively manage the Medway network using a variety of tools: The Traffic Operations Room by responding to numerous network incidents each day i.e. vehicle breakdowns. The Council provide traffic updates as they occur to KCC, Police and update social media to ensure traffic flow across Medway is maintained. Management of Streetworks - Q4 the Council managed 3,817 street work notices this is similar to previous year's performance. The first year operation of the Streetworks Permit Scheme was reviewed by external consultants. Officers reviewed their recommendations in Q3/4 to improve the scheme efficiency. Traffic officers continue to work closely with colleagues in the Council who manage Local Growth Fund projects ensuring impact on traffic flows is kept to a minimum.

The future prosperity of Medway depends on the prospect of continuing economic growth. The provision of adequate infrastructural investment of new and improved roads is fundamental to enable economic development to come to Medway. In conjunction with these infrastructure developments is the need to meet the challenge of social and environmental objectives of cleaner air and providing a pleasant environment in which to live, work and learn.

Medway Council is committed to enable citizens, visitors and business to move around Medway's road network easily and in the way they choose, i.e. car, public transport, cycling and on foot; encouraging sustainable transport where possible. The connectivity of transport hubs, leisure, shopping and health facilities is at the forefront of our planning so that there is an integrated approach to travel throughout Medway.

Council Plan Projects - Achieve Level 3 Award with DfT

Comments

Department of Transport (DfT) introduced an Annual Self-Assessment Process for Highway Authorities in 2015-16 that measures how Highway Authorities manage the Highway Network in respect of:

- Asset Management (Policy & Strategy)
- Resilience
- Customer
- Benchmarking & Efficiency
- Operational Services Delivery

The Self-Assessment operates on a banding score of 1-3 and Medway are currently self-assessed as a Band 3 Highway Authority being able to demonstrate outputs that support the implementation of key areas that will lead towards improvement. Band 3 is the highest band score a Local Highway Authority can secure and this resulted in Medway securing an Incentive Fund allocation of £430,000 this financial year for allocating to Highway maintenance.

Actions

Key work-streams delivered during Q4 to support the self-assessment for 2018-19 (submitted 1 February 2019) have been:

- A programme of on-line Asset Management Training for all Key Highway Staff was completed in January 2019.
- The Evidence base for the Self-Assessment submission was completed in January 2019.
- Updated the governance protocols for DFT Self-Assessment including an Annual reporting cycle (each November) to Directorate Management Team
- Engaged an external Consultant to undertake a mock audit of Medway's performance in Q4 to identify a lessons learnt registrar. From next Financial Year the DFT have confirmed that they be implementing a programme of Audits for DFT Self-Assessment.

Subject to DFT confirming Medway's Self-Assessment being a Band 3 for 2019-20 Medway will secure block funding of £427K to fund Highway Improvements next financial year.

Project - Transport and public realm improvements for Strood completed by March 2019

Actions

During Q4, resurfacing works on Commercial Road have been completed and the zebra crossings at the junction with Commercial Road are now fully operational. Footway re-construction works have continued along the High Street and planters and tree pits have been installed, with planting to be completed later in the season.

Traffic signals have been removed and replaced with a new pedestrian crossing on North Street and a more direct signalised crossing on High Street, to further improve traffic flow. New LED street lighting has been installed across the scheme area. The architectural lighting schemes for St Nicholas Church and the railway arches have continued to be progressed through the relevant legal and clearance processes with the Church and Network Rail

A comprehensive communication plan has been developed to provide residents, businesses and Councillors with advance notice of the next phase of works; the resurfacing of the High Street due to start in Q1 2019/20. All works continue to be planned in co-ordination with emergency services, bus operators and other projects in the area to minimise disruption. The project web page has continued to be updated and promoted as the project has progressed:
www.medway.gov.uk/yournewstrood.

Project - Support the development of Chatham Railway Station

Comments

Medway Council is working in partnership with Network Rail to deliver a transformed Chatham Railway Station. Match funding from Medway Council is from the Local Growth Fund, as part of the Chatham Place making Project.

Action

Network Rail is leading on this project and the Chatham Placemaking contractor will complete the paving works to the station forecourt and road. The works started in December 2018 and are anticipated to be completed by end Q2 2019/20.