







COUNCIL PRIORITY: SUPPORTING MEDWAY'S PEOPLE TO REALISE THEIR POTENTIAL.

HEALTH AND ADULT SOCIAL CARE OVERVIEW AND SCRUTINY COMMITTEE

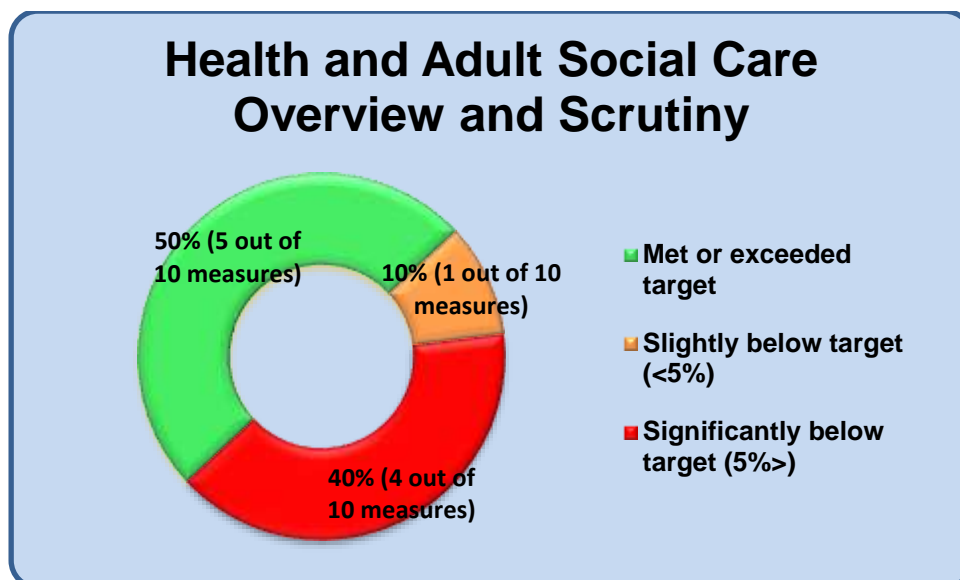
Performance: Quarter 3 2018/19

Key

 Significantly below target (>5%)	 Slightly below target (<5%)	 met or exceeded target	
 improved	 worsened	= static	
 data only, no target	N/A – data not available	Short trend – since last quarter	Long trend – average over last 4 quarters
Benchmarking – compares favourably with national performance or standards	✓ Yes compares favourably	* No does not compare favourably	= similar performance

Council Plan Measures: Summary Performance

There are 10 measures of success which fall under the remit of this Committee.



Improved performance

- 70% (7 out of 10) improved long term (average of previous 4 quarters)
- 50% (5 out of 10) improved short term (since last quarter)

Highlights

- Local Government Association proposal submitted to be local authority trailblazer site.
- Medway League achieved the highest weight loss on record for 15 week season in Man vs Fat Football League
- Medway first digital stop smoking service (online advisor, text service, mobile app)

Measures in target (green)

Code	Status	Name	Long trend	Short trend
PH22		Healthy Settings programme		
ASCOF 2Cii		Delayed transfers of care from hospital and those which are attributable to adult social care, per 100,000 population		
ASCOF 2A(1)		Permanent admissions to care homes per 100,000 pop – 18-64		
PH10		Percentage of people completing an adult weight management service who have reduced their cardiovascular risk		
ASCOF 2A(2)		Permanent admissions to care homes, per 100,000 pop – 65+		

Measures slightly below target (amber)

Code	status	Name	Long trend	Short trend
ASCGBT001		% of Long term packages that are placements		

Measures significantly below target (red)

Code	Status	name	Long trend	Short trend
ASCOF 1G (n)		Proportion of adults with a primary support reason of learning disability support who live in their own home or with their family		
ASCOF 1H		Proportion of adults in contact with secondary mental health services who live independently, with or without support		
ASCOF 1C(2i)		Percentage of clients receiving a direct payment for their social care service		
ASCOF 3B		ASCOF 3B Overall satisfaction of carers with social services		N/A




Benchmarking

	Council Plan Measure – Compares favourably with national performance?	Yes ✓ No ✗ Same =
ASCOF 1C(2i)	Percentage of clients receiving a direct payment for their social care service	✓
ASCOF 1H	Proportion of adults in contact with secondary mental health services who live independently, with or without support	✓

Council Plan Outcome: Healthy and active communities




Programme: Improving everyone’s health and reducing inequalities

Council Plan Measures: Performance

PH10		Percentage of people completing an adult weight management service who have reduced their cardiovascular risk					Aim to Maximise
	Value		Value	Target	Status	Long Trend	Short Trend
		Q3 2018/19	75.3%	75.0%			
Q2 2018/19	73.9%						

Comments and Actions

Data shows 335 out of a total of 445 clients have decreased their cardiovascular risk. These clients who have attended the weight Management or Exercise Referral programmes, have increased their physical activity levels, lost weight, reduced their blood pressure or cholesterol levels, which has enabled an improvement in their cardiovascular health.

PH22		Healthy Settings programme					Aim to Maximise
	Value		Value	Target	Status	Long Trend	Short Trend
		Q3 2018/19	51	35			
Q2 2018/19	120						




Comments

The workplace health programme currently has 46 organisations working towards the completion of the Medway Workplace Wellbeing Award (MWWA). Five organisations have completed the MWWA or equivalent scheme (e.g. wellbeing charter). This takes the total engaged businesses of the programme to 51. A further 75 organisations are linked with the workplace health programme and receive unstructured support. This takes the quarter 3 overall employee reach to 23,742, for the 126 programme connected business. Notable new additions to the programme this quarter include Basepoint and Royal British Legion Industries.

Council Plan Outcome: Older and disabled people living independently in their homes




Programme: Improve support for vulnerable adults by working with partners and communities

Council Plan Measures: Performance

ASCGBT001		% of Long term packages that are placements					Aim to Minimise	
	Value		Value	Target	Status	Long Trend	Short Trend	
Q2 2018/19	30%	Q2 2018/19	30%	28%				

Comments

The proportion of long term services that are placements remains static at 30%. At the end of December the number of clients receiving long term services has decreased by 1 compared to September 2018, whereas the number of placements has risen by 3. There is no benchmarking data for this measure.

ASCOF 1C(2i)		Percentage of clients receiving a direct payment for their social care service					Aim to Maximise	
	Value		Value	Target	Status	Long Trend	Short Trend	
Q2 2018/19	29.3%	Q3 2018/19	29.4%	32%				

Comments

There has been a small rise in the proportion of ongoing clients receiving a direct payment. Currently 561 clients are receiving Direct payments, an increase of one from September.




Benchmarking

99% of our long term community services are already delivered via a personal budget, which is higher than the 89.7% national figure.

Medway remains above the latest National performance of 28.5% and close to the statistical neighbour outturn of 30%, in regards of direct payments.

Actions




The ongoing roll out of direct payment prepaid cards, which started in December, will simplify the process making the service more attractive to clients and is expected to improve the uptake. Direct Payments are also, now, the preferred method of purchasing spot contract services.

ASCOF 1G (n)		Proportion of adults with a primary support reason of learning disability support who live in their own home or with their family					Aim to Maximise
	Value		Value	Target	Status	Long Trend	Short Trend
Q2 2018/19	59%	Q3 2018/19	58%	75%			

Comments

There has been a small drop in the proportion of reviewed learning disabled adults who are recorded as being in settled accommodation. Currently Medway is behind the national level of 76%. Work is underway within the service to ensure that an accommodation status is recorded and that reviews have been undertaken for all clients. It is expected that completion of these actions will increase performance by the end of the year to around 70%. Following a deep dive it has been shown that our ability to make large changes in the short term is limited due to the numbers of applicable clients in residential and nursing homes. Whilst the service only places small numbers of new clients, from this group in residential and nursing homes each year, to hit the target about 30 existing clients would need to move from residential and nursing homes to alternative accommodation types.




58% represents 306 clients.

ASCOF 1H		Proportion of adults in contact with secondary mental health services who live independently, with or without support					Aim to Maximise
	Value		Value	Target	Status	Long Trend	Short Trend
Q1 2018/19	66%	Q2 2018/19	66%	70%			

Comments

Data is published to October 2018. The percentage of clients living independently has remained static. Whilst performance is below target it is significantly better than the 57% national outturn and stronger than last year's 61%.

A deep dive is being undertaken to explore the underlying issues and investigate potential actions to improve performance, although it should be noted that the Council does not have detailed data on the cohort of adults in contact with secondary mental health services, as these services are provided by KMPT.

ASCOF 2A(1)		Permanent admissions to care homes per 100,000 pop – 18-64					Aim to Minimise
	Value		Value	Target	Status	Long Trend	Short Trend
Q2 2018/19	4.1	Q3 2018/19	1.2	2.75			

Comments




It is normal practice to redact numbers less than 5 so as to reduce the risk of identification. As such, there were between 1 and 4 admissions in the 18-64 age group, however it is usual for this figure to increase as placements are recorded and post-dated. For the quarter there has been 1.2 admissions per 100,000, compared to a target of 2.75, for the quarter. This brings the year to date total to 11 admissions per 100,000 population. This means the year-end target, of 11 admissions per 100,000 (4 times 2.75) has been reached and any further admission from this age group will put the service over target. Based on current rate of placements, a year-end outturn of 14.7 per 100,000 population is expected.

Benchmarking

Nationally the benchmark is 14 per 100,000 and for our statistical neighbours the figure is 13.6.

Actions

All placement activity is thoroughly scrutinised by the Service to ensure the best outcome for that client. A project to increase the number of shared lives placements as an alternative to residential/nursing care is underway.




ASCOF 2A(2)		Permanent admissions to care homes, per 100,000 pop – 65+					Aim to Minimise
	Value		Value	Target	Status	Long Trend	Short Trend
Q2 2018/19	199.7	Q3 2018/19	110.2	150			

Comments

So far in quarter 3 there have been 48 admissions in the 65+ age group, however, it is usual for this figure to increase as placements are recorded after the close of the quarter. This brings the year to date total to 440.8 per 100,000 population. This is below the annualised target of 600 per 100,000. Based on the current rate of placements a year end outturn of 587.7 admissions per 100k population is expected. This is below target, although slightly higher than last year. Currently 192 clients have been admitted. Our target of 600 per 100,000 population represents a total of 261 admissions. At the end of December 2017 there had been 190 admissions.

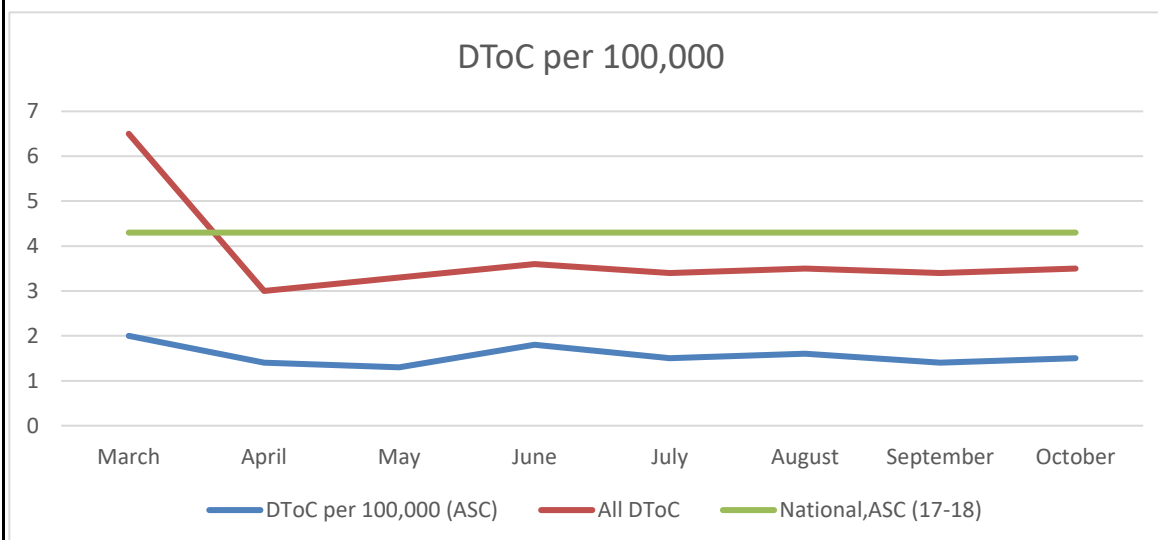
Benchmarking



The National rate of admissions is 585.6, very close to Medway's projected year end figure. Medway is likely to be below its statistical neighbours who currently admit 618.1 people per 100,000 population.

ASCOF 2Cii		Delayed transfers of care from hospital and those which are attributable to adult social care, per 100,000 population					Aim to Minimise
	Value		Value	Target	Status	Long Trend	Short Trend
Q2 2018/19	1.4	Q3 2018/19	1.5	4.0			

Comments

Data is available to October 2018. The strong performance on Delayed Transfers of Care continues. Medway has 1.5 delays per 100,000 population that are attributable to Adult Social Care, which is fractionally higher than the Q2 figure of 1.4. Total delays also rose by 0.1 between September and October, from 3.4 to 3.5.



ASCOF 3B		ASCOF 3B Overall satisfaction of carers with social services					Aim to Maximise
	Value		Value	Target	Status	Long Trend	Short Trend
2016/17	34.7%	2018/19	40% (provisional)	44%			N/A

Comments

(biennial survey)

Field work and data collection has been completed. Data, with national and regional benchmarking, becomes available in the summer. Early, provisional data shows that there is likely to be a stronger result than two years ago with around 40% of carers saying that they are satisfied. Whilst the challenging target of 44% may not be hit, early indication is that there has been an improvement in performance.

Social isolation

Actions

The Men in Sheds programme works to address social isolation and mental wellbeing in men, with a focus on those out of work or retired. The programme is based at the Sunlight Centre in Gillingham but is open to the whole of Medway.

- There are 207 members, with 64 sessions held in the last quarter. Sessions include a peer led men's health session, fabrication, guitar sessions and green living sessions.
- Improvements in wellbeing are demonstrated after attending the shed, with a 38% reduction in those experiencing low wellbeing after attending a shed.
- Qualitative case studies demonstrate the shed is supporting men to become less isolated, learn new skills, improve their mental wellbeing and supporting them to feel a sense of purpose in life.

An overview and scrutiny Task Group review on social isolation is complete. Findings and recommendations were noted at the Health and Adult Social Care Overview and Scrutiny Committee meeting in December and were presented to Cabinet in January.

The report makes 23 specific recommendations, with key themes identified in the review including the need to:

1. Further increase awareness of support available to reduce social isolation in Medway, including a public communications campaign.
2. Train front line Council staff to be able to recognise people that may be isolated and be able to signpost them to support.
3. Continue to develop social prescribing programmes that reduce social isolation