









COUNCIL PRIORITY: SUPPORTING MEDWAY'S PEOPLE TO REALISE THEIR POTENTIAL.

HEALTH AND ADULT SOCIAL CARE OVERVIEW AND SCRUTINY COMMITTEE

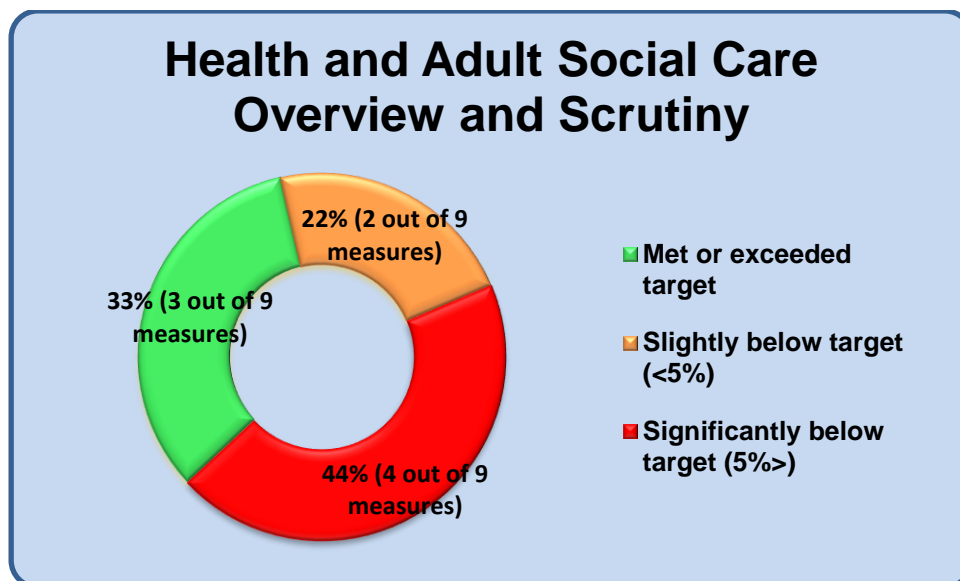
Performance: Quarter 2 2018/19

Key

 Significantly below target (>5%)	 Slightly below target (<5%)	 met or exceeded target	
 improved	 worsened	 static	
 data only, no target	N/A – data not available	Short trend – since last quarter	Long trend – average over last 4 quarters
Benchmarking – compares favourably with national performance or standards	<input type="checkbox"/> Yes compares favourably	 No does not compare favourably	= similar performance

Council Plan Measures: Summary Performance

There are 10 measures of success which fall under the remit of this Committee. We are reporting on 9 as data for 1 measure is not expected until after this report is published.



Improved performance

- 78% (7 out of 9*) improved long term (average of previous 4 quarters)
- 33% (3 out of 9*) improved short term (since last quarter)

*where data available

Measures in target (green)

Code	Status	Name	Long trend	Short trend
PH22		Healthy Settings programme		
ASCOF 2Cii		Delayed transfers of care from hospital which are attributable to adult social care per 100,000 population		
ASCOF 2A(1)		Permanent admissions to care homes per 100,000 pop – 18-64		

Measures slightly below target (amber)

Code	status	Name	Long trend	Short trend
PH10		Percentage of people completing an adult weight management service who have reduced their cardiovascular risk		
ASCGBT001		% of Long term packages that are placements		=

Measures significantly below target (red)

Code	Status	name	Long trend	Short trend
ASCOF 1G (n)		% of adults with learning difficulties in settled accommodation		
ASCOF 1H		Proportion of adults in contact with secondary mental health services in settled accommodation		
ASCOF 2A(2)		Permanent admissions to care homes, per 100,000 pop – 65+		
ASCOF 1C(2i)		Percentage of clients receiving a direct payment for their social care service		

Data Not available

ASCOF 3B	N/A	ASCOF 3B Overall satisfaction of carers with social services	N/A	N/A
----------	-----	--	-----	-----

Highlights

- 19 businesses have achieved Workplace Wellbeing award.
- Medway Infant Feeding Strategy developed
- 2101 health checks carried out (1040 in Q1 2017/18)
- 20 fewer children on a child protection plan (than Q1 2018/19)
- Smoking at time of delivery reduced for 5th successive quarter
- Rise of 14 places in national rankings for KS2 reading, writing, maths results (approx. twice the national rate)




Benchmarking

	Council Plan Measure – Compares favourably with national performance?	Yes ✓ No ✗ Same =
SE KS2	The percentage of children who achieve the required standard or above in Reading, Writing and Mathematics at KS2	✓
A1	The average number of days (over the last 36 months) between a child entering care and moving in with adoptive family	✗
ASCOF 1C(2i)	Percentage of clients receiving a direct payment for their social care service	✓
ASCOF 1H	Proportion of adults in contact with secondary mental health services in settled accommodation	✓
ASCOF 2A(i)	Permanent admissions to care homes per 100,000 pop – 18-64	✓

Council Plan Outcome: Healthy and active communities

Programme: Improving everyone's health and reducing inequalities




Council Plan Measures: Performance

PH10		Percentage of people completing an adult weight management service who have reduced their cardiovascular risk					Aim to Maximise
	Value		Value	Target	Status	Long Trend	Short Trend
Q1 2018/19	75.2%	Q2 2018/19	73.9%	75.0%			

Comments and Actions

Data reflects a reduction in Cardiovascular risk in 291 out of a total of 394 clients. This is as a result of these clients attending the Weight Management or Exercise referral programmes and increasing physical activity, losing weight, reducing their blood pressure and cholesterol levels enabling an improvement in their cardiovascular health.

There have been some recent data quality issues which may account for the dip below the target range, which will be reviewed and actions taken to improve.

PH22		Healthy Settings programme					Aim to Maximise
	Value		Value	Target	Status	Long Trend	Short Trend
Q1 2018/19	110	Q2 2018/19	120	20			

Comments

Quarter one has seen the pilot phase of the Medway Workplace Health Programme initiated. Existing and a selection of new businesses have begun undertaking the programme to test its design and feasibility.



Actions

A broad programme launch is planned for Q2 coinciding with the Medway Chamber of Commerce Businesses to Business event of which Medway Council is a primary event sponsor. To date six businesses have been accredited a Bronze award or higher. The pilot phase of the programme has ended and the new Workplace Wellbeing award was launched on the 2 October 2018. 19 businesses have achieved the award since the turn of the year and a number of others are being assessed. National Grid Grain has been awarded Platinum Award and other notable businesses include Chartwells, Medway Community Healthcare and Royal Mail. In total the scheme impacts over 20,000 employees across Medway.

Council Plan Outcome: Older and disabled people living independently in their homes




Programme: Improve support for vulnerable adults by working with partners and communities

Council Plan Measures: Performance

ASCGBT001		% of Long term packages that are placements					Aim to Minimise
	Value		Value	Target	Status	Long Trend	Short Trend
Q1 2018/19	30%	Q2 2018/19	30%	28%			=

Comments

The proportion of long term services that are residential or nursing placements has remained static over the first six months of the year, at 30%. Between April and September the number of clients receiving long term service has increased by 1%, whereas the number in residential and nursing care has risen by just over 0.5%. Whilst still over the 28% target this consistency shows good control by the Adult Social Care teams in providing short term support and in maintaining people in their own homes.

ASCOF 1C(2i)		Percentage of clients receiving a direct payment for their social care service					Aim to Maximise
	Value		Value	Target	Status	Long Trend	Short Trend
Q1 2018/19	30.6%	Q2 2018/19	29.3%	32%			

Comments

Direct payments are the preferred method of delivering non-residential services to clients.

There has been a small drop in the proportion of clients with an ongoing service who receive an ongoing direct payment. Currently, 560 clients are receiving a direct payment, this is marginally less than in June. Medway remains above the most recent national benchmark, of 28.3%.




Benchmarking

99% of our long term community services are already delivered via a personal budget, which is higher than the 89.4% national figure.

Currently 29.3% of clients receiving a long term service do so via a direct payment, against a target of 32% and the 2016/17 national result of 28.3% and our statistical neighbours of 28.6%.

Actions

Staff have been trained on the implementation of the pre-payment card, which will begin rolling out in November 2018. As of November 2018, new direct payment customers will be encouraged to receive their direct payment via a prepayment card, existing customers will be encouraged to transfer over to a prepayment card following the audit of their direct payment.

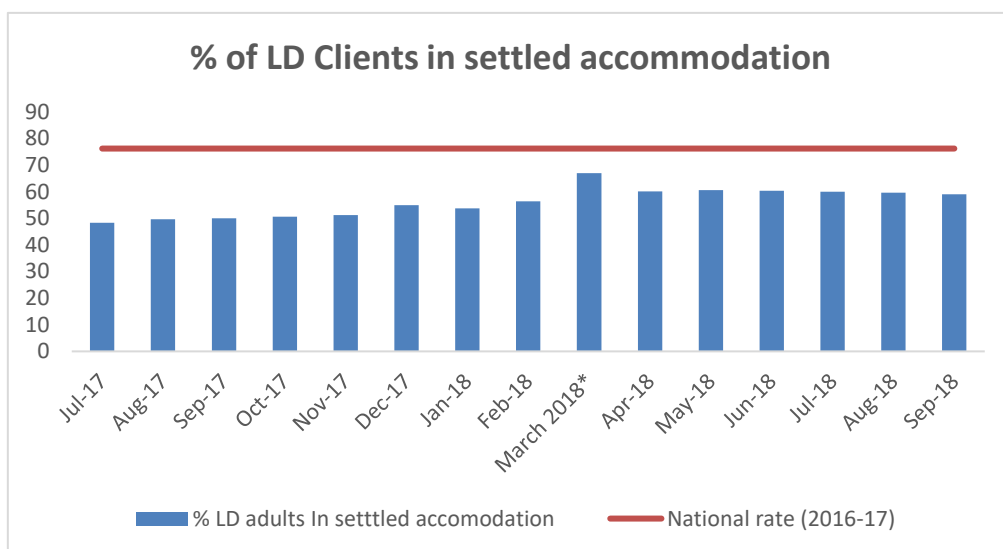
ASCOF 1G (n)		% of adults with learning difficulties in settled accommodation					Aim to Maximise	
	Value		Value	Target	Status	Long Trend	Short Trend	
Q1 2018/19	60.4%	Q2 2018/19	59%	75%				

Comments

This measure tracks those clients who have had a review in the last 12 months whose accommodation status has been confirmed. Currently, this stands at 59% (321 out of 544 adults) and does not necessarily mean that 41% of our Learning Disabled community are not safe and in settled accommodation.




Benchmarking

Compared to 2016-17, Q2 the number of LD clients (with a review in the last 12 months) in settled accommodation has risen by 18% (9pp) to 59%. The national rate for 2016/17 was 76.2% and our statistical neighbours being 81.8%.



Actions

The completion of reviews, including those of LD clients continues to be a major focus of the Adult Social Care Team. Weekly monitoring is in place and practice managers are provided with regular lists of clients, with LD clients highlighted, whose reviews are due.

ASCOF 1H		Proportion of adults in contact with secondary mental health services in settled accommodation					Aim to Maximise
	Value		Value	Target	Status	Long Trend	Short Trend
Q4 2017/18	63.0%	Q1 2018/19	66%	70%			

Comments




Current data via NHS digital is to June 2018. At the end of June 66% of adults in contact with secondary mental health services were in settled accommodation. This equates to 320 people.

Benchmarking

Whilst we are below what is a stretching target, we are above the national rate, of 59%.

Action

The service are in discussions with the Kent and Medway NHS Social Care Partnership (KMPT), who report on the data for this measure.

ASCOF 2A(1)		Permanent admissions to care homes per 100,000 pop – 18-64					Aim to Minimise
	Value		Value	Target	Status	Long Trend	Short Trend
Q1 2018/19	5.2	Q2 2018/19	1.7	2.75			

Comments

Despite a positive result in Q2, where between 1 and 4 18-64 year old clients were admitted to a residential or nursing placement, the number of admissions in the first half of the year is above the cumulative Q1 and Q2 target. So far this year, 6.9 18-64 clients per 100,000 have been admitted, compared to a 6 month target of 5.5 per 100,000 population.

Benchmarking

Currently 30% of long term clients are in residential or nursing placements. This compares favourably with the 31.6% at the same time last year.

In the first 6 months of this year, 12 clients in the age group of 18-64 have been placed, giving a rate of 6.9 per 100,000 population, compared to a half year target of 5.5. Projecting this rate forward for the whole year would result in a rate of 13.9 per 100,000 population or 24 clients. This




would be above the target rate of 11 per 100,000 or 19 clients and the latest (2016-17) national rate of 12.8.

Actions

The Service is monitoring placement activity, and has also just commenced a project to expand the number of shared lives placements, as an alternative to residential and nursing care for working age adults with disabilities. This service provides accommodation and support to adults with primarily a learning disability and/or autism within a family home.

The placements can be long term, providing a home for life, or short/medium term which supports the acquisition of life and social skills to enable a move into independence.

We are also working with providers to develop more local supported living provision as an alternative to residential and nursing care.

ASCOF 2A(2)		Permanent admissions to care homes, per 100,000 pop – 65+					Aim to Minimise
	Value		Value	Target	Status	Long Trend	Short Trend
Q1 2018/19	126.3	Q2 2018/19	158.4	150			




Comments

Although the quarter 2 target was missed, the number of 65+ adults admitted over the first 6 months of the year is below target. In quarter 2 there were 69 admissions bring the total to 124 for the first six months. This gives a per 100,000 population rate of 284.7 compared to a target of 300. At this run rate it is expected that the 600 admissions per 100,000 population target will be beaten.

Benchmarking

On average, last year, there were 22 admissions a month, this year the average is just over 20.

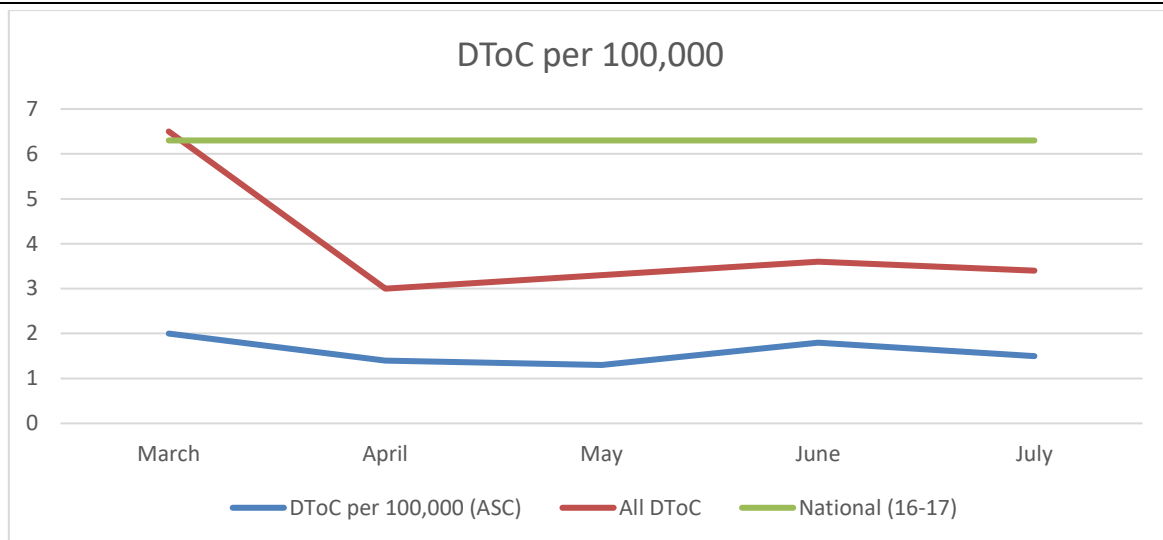
Our target run rate of 600 per 100,000 population allows for 261 admissions for the year. Should our run rate continue in the same as last year, we could reasonably expect to hit rate of 569.4, against a national rate of 610.7 and a statistical neighbour rate of 694.2 for 2016/17.

ASCOF 2Cii		Delayed transfers of care from hospital which are attributable to adult social care per 100,000 population					Aim to Minimise
	Value		Value	Target	Status	Long Trend	Short Trend
Q1 2018/19	1.3	Q2 2018/19	1.5	4.0			

Comments

Latest Data is to July 2018.

Rates of Delayed Transfers of Care (DToC) attributable to Adult Social Care remain low, having fallen from a small rise in June. Medway has been identified as an authority that other local authorities can learn from. Rates of DToC attributable to the NHS have also fallen.



Benchmarking

The latest DToC rate, attributable to Adult Social Care, for Medway is 1.5 per 100k population, this is a drop on the June rate of 1.8 and lower than the latest published national rate of 6.3.

The rate of delayed transfers attributable to all agencies also fell in April, from 6.5 in March to 3 per 100k population.

ASCOF 3B		ASCOF 3B Overall satisfaction of carers with social services					Aim to Maximise
	Value		Value	Target	Status	Long Trend	Short Trend
Q1 2018/19	80%	Q2 2018/19	N/A	N/A	N/A	N/A	N/A

Comments

The carers' survey is a biennial collection. The last survey (2016/17) showed 34.7% of carers were satisfied.

Benchmarking

2016/17 national rate was 39% and our statistical neighbours 38.8%.

Actions

The 2018-19 carers' survey goes into the field in early October 2018, with results becoming available in the new year.

Social isolation

Actions

An overview and scrutiny Task Group on social isolation is underway. Evidence gathering sessions are now complete and have been held with: Council services, partners, the Minister for loneliness, communities and a best practice visit to another local authority (Bracknell Forest) has taken place. Findings and recommendations to the Council and partners are planned for early 2019.

A well-attended social isolation network meeting was held in October. Partners presented and shared best practice in Medway including: Social prescribing in Medway and projects from Nucleus Arts that support community cohesion.

The Men in Sheds programme aims to improve social isolation and mental wellbeing in men, with a focus on those out of work or retired. The programme is based at the Sunlight Centre in Gillingham but is open to the whole of Medway. There are 184 members, with 64 sessions held in the last quarter. Sessions include peer led men's health session, fabrication, guitar sessions and green living sessions. Improvements in wellbeing are demonstrated after attending the shed, and qualitative case studies demonstrate the shed is supporting men to become less isolated, learn new skills and to improve their mental wellbeing.