

Appendix 3

Hot food takeaways

Young Inspectors Project Report
April 2014:

Ricky, James, Bradley, Andrew,
Jess, Robert, Reece, Liam

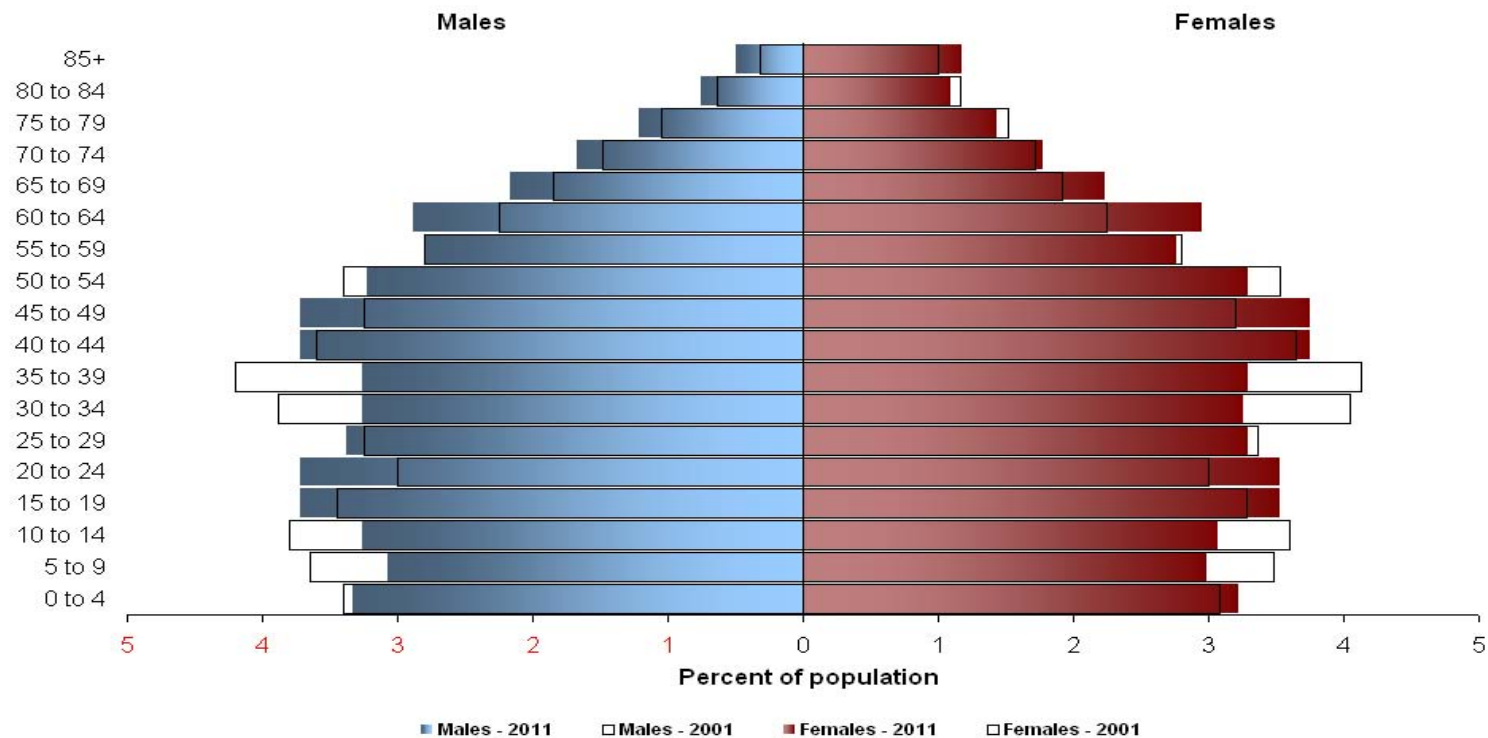


Background

Medway Young People

- Medway's population according to the 2011 Census now stands at 263,900.
- 69,000 Medway residents are aged between 0 to 19 years of age, which is 26% of Medway's populations.

Medway population by quinary age group - 2001 and 2011



Source: Census, Office for National Statistics (ONS) Crown Copyright.

Medway Schools

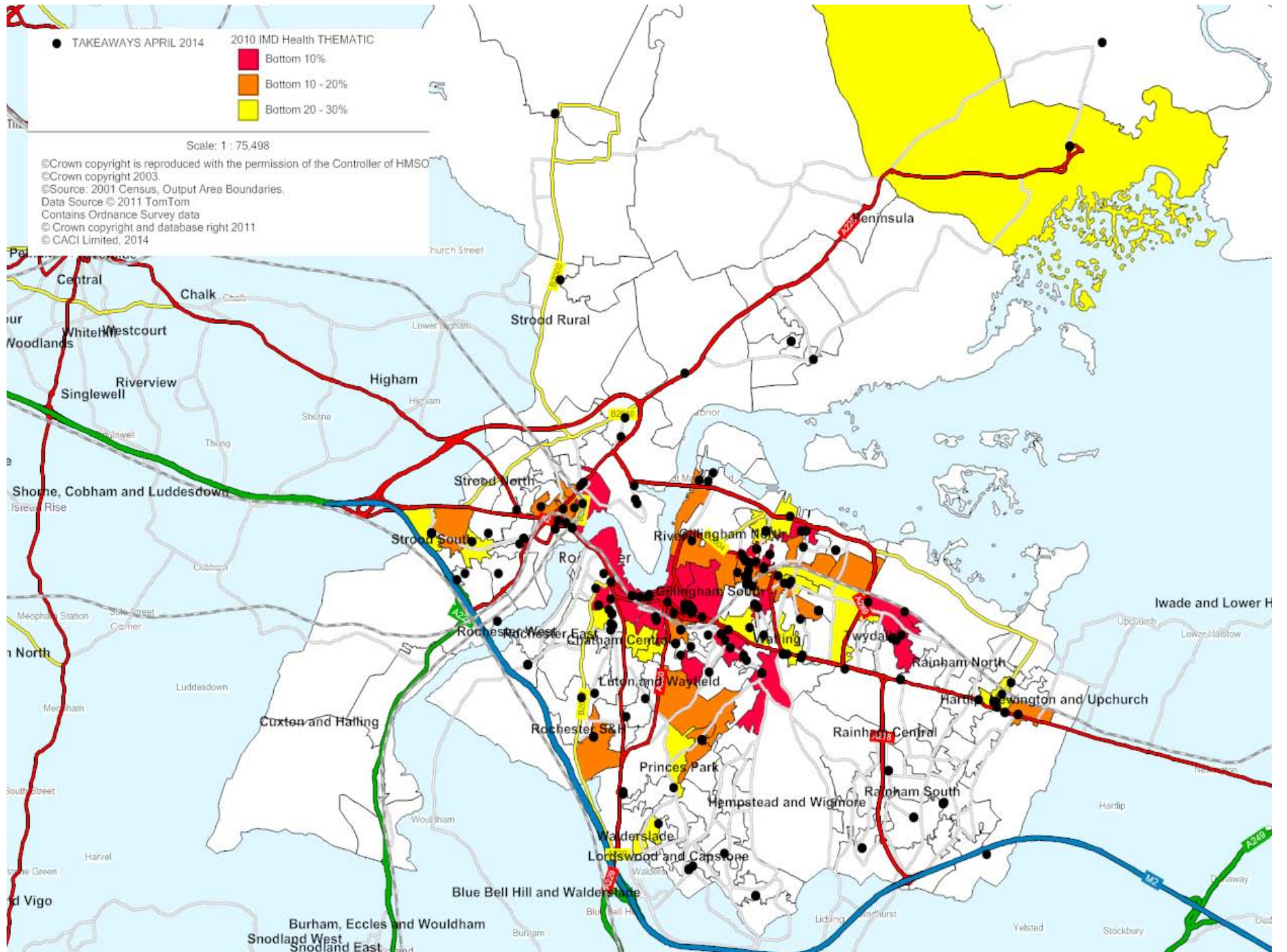
Currently Medway has:

77 - Primary Schools

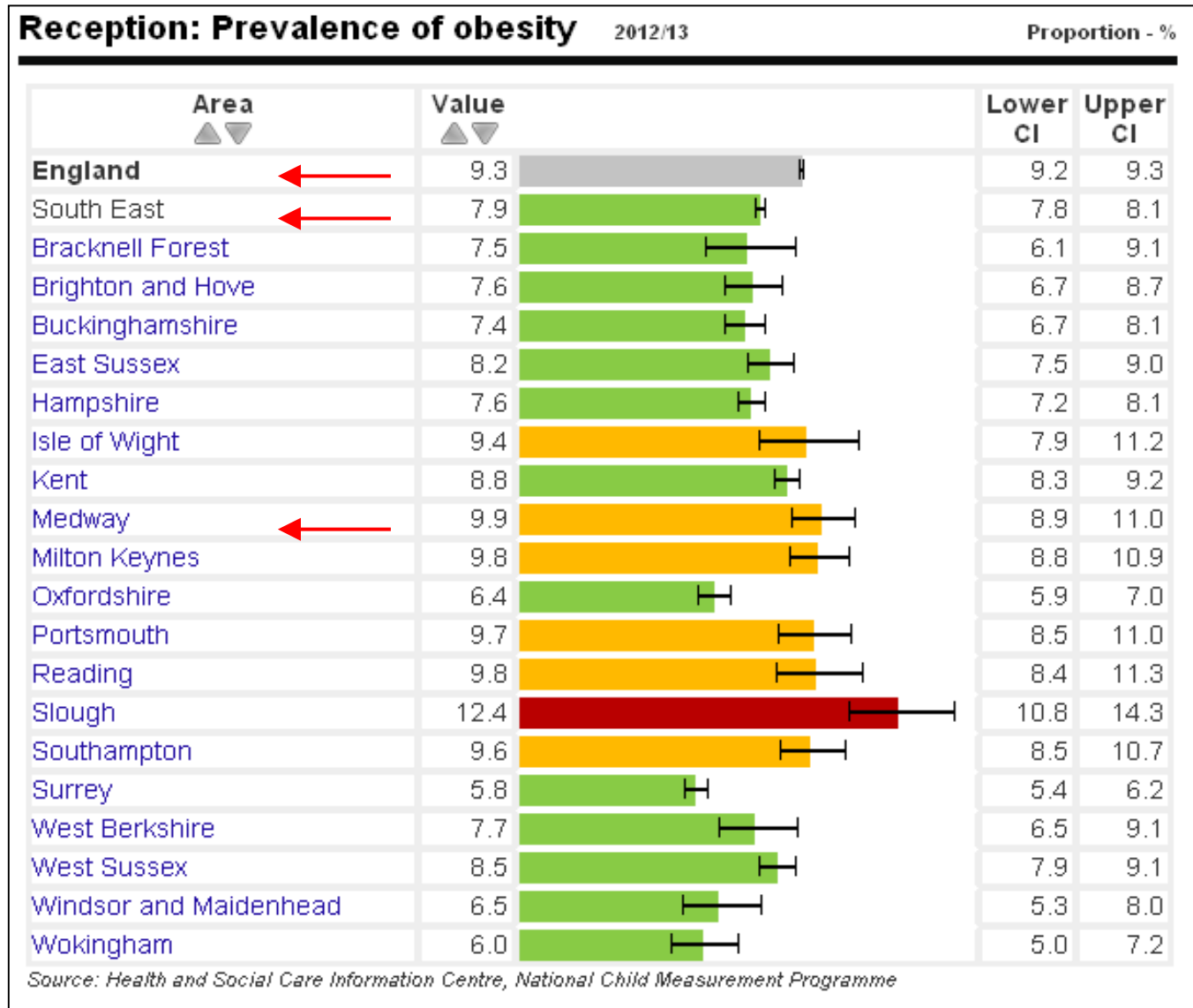
17 - Secondary Schools

6 - Special Schools & Units





Medway Child Obesity - Reception

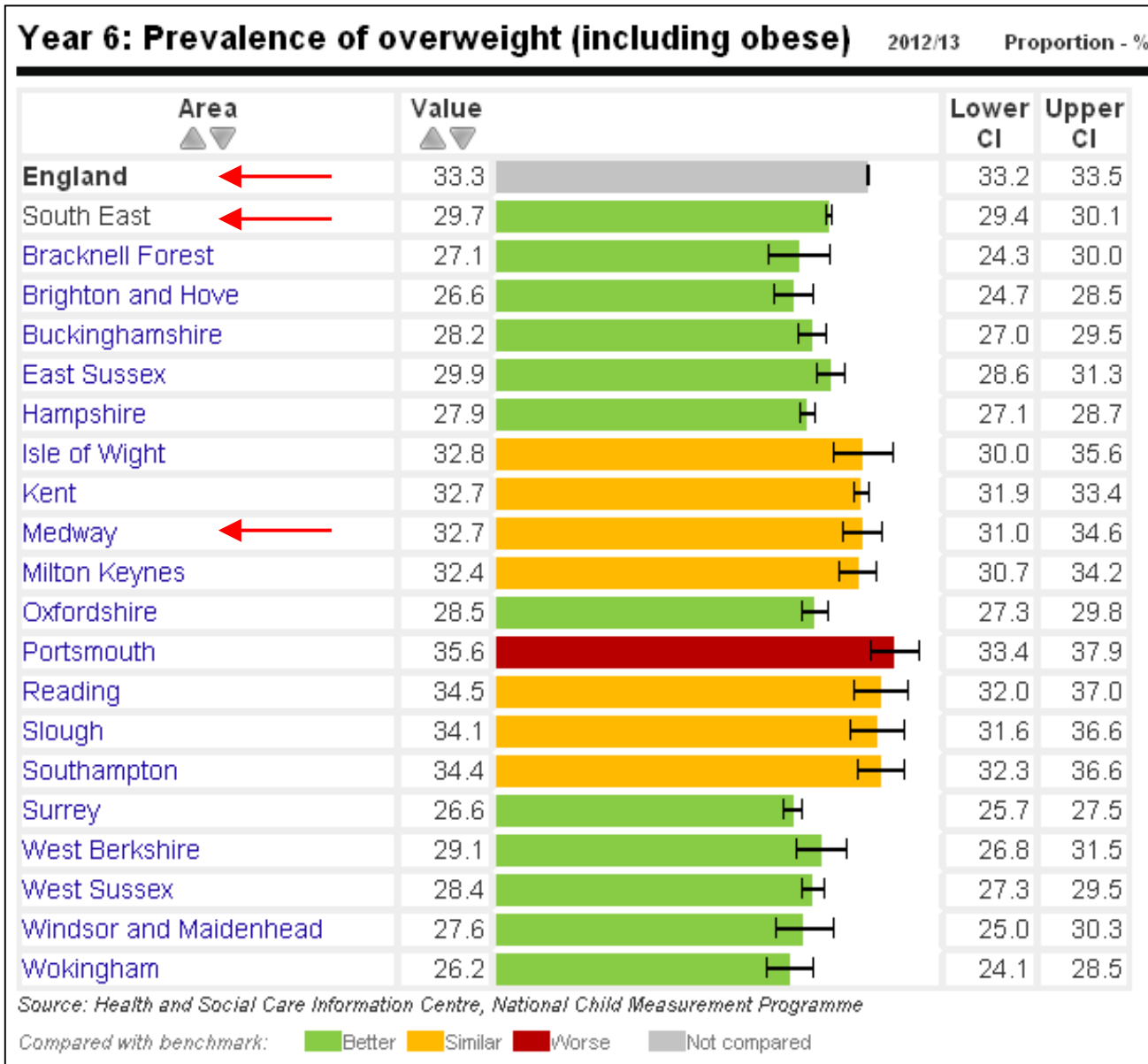


Almost 10% of children in Medway (during the period of 2012/13) are obese by their first year of school.

This compares to the South East average of 7.9% and the National average of 9.3%.

This shows that Medway has a higher proportion of children considered obese than both the regional and national averages.

Medway Obesity - Year 6 Children




Just over 32% of Medway children in year six (during the period of 2012/13) are considered to be obese.

This compares to the South East average of 29.7% and the national average of 33.3%.

Even though Medway has a high obesity level amongst year 6 school pupils. This is slightly below the national average but slightly higher when compared to the South East.



Inspection Methodology



Day 1:

We were briefed by the Medway Council Planning Team on a proposal that might help reduce childhood obesity in Medway.

We were asked to find out young people's eating habits as well as their opinions on hot takeaways near secondary schools.

We decided to design a questionnaire to find out:

- How often young people have takeaways
- Opinions on restricting takeaways opening times
- Should the council be creating a healthy environment for young people?

Day 2:

Once we had finished designing our survey. We decided the best place to find out young people's opinions would be to go to local parks & play areas.

We then split into three groups taking 50 surveys per group. To ensure respondents knew who we were, we had photo ID and blue Medway Council research tops.

Areas covered:

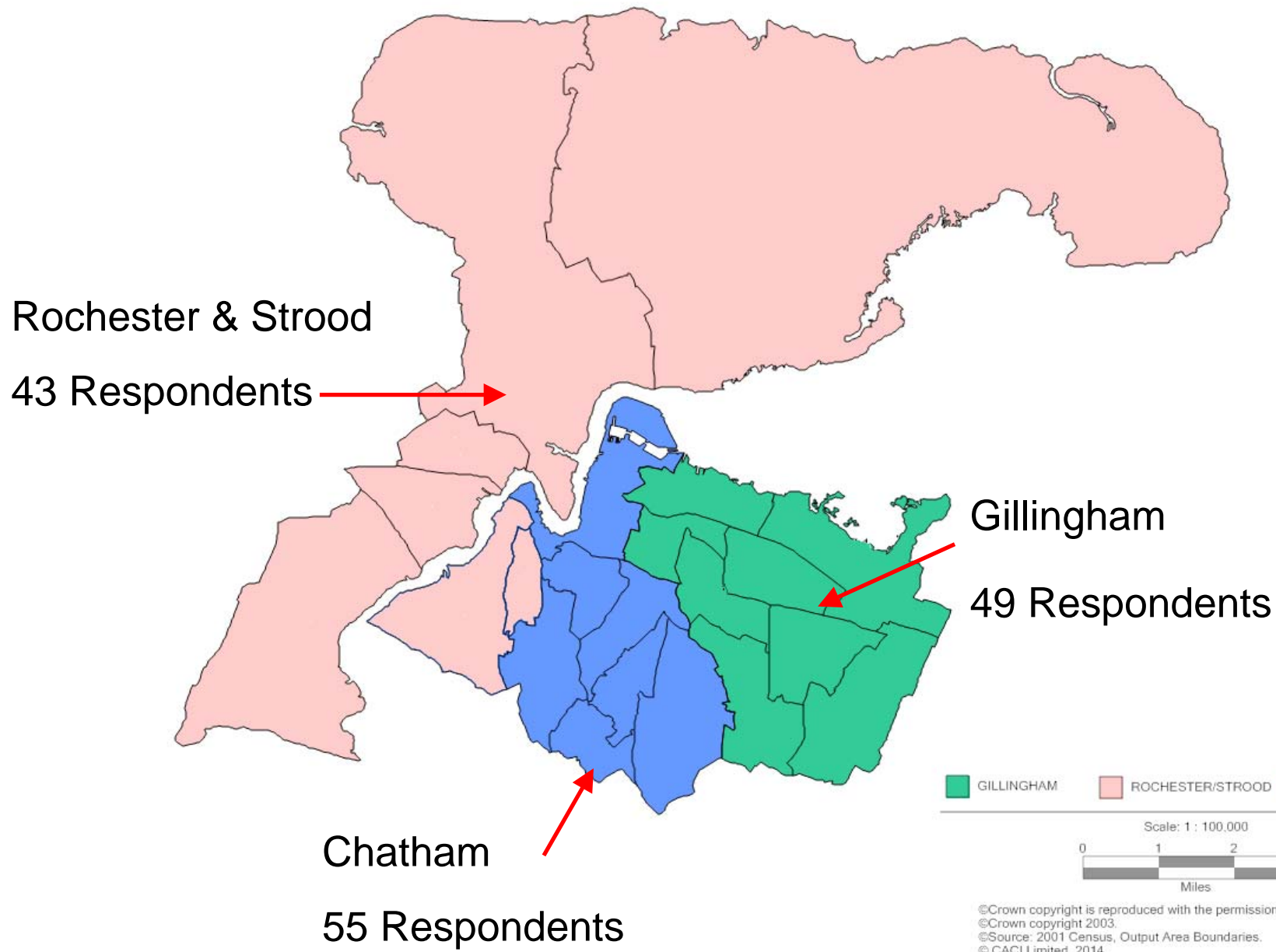
- Gillingham
- Chatham
- Rochester and Strood

Overall we collected 147 surveys.

Day 3:

On the third day, we analysed the survey information we had collected and prepared a verbal presentation to the Planning & Health Teams.

Respondents



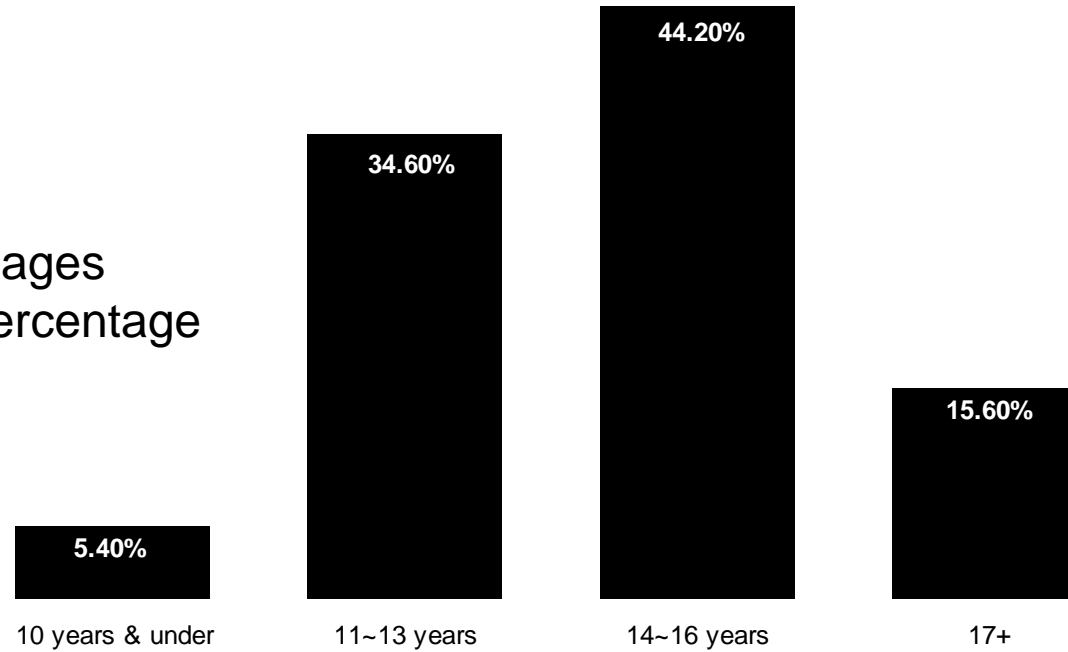


86 Respondents
were male (58.5%)



61 Respondents were
female (41.5%)

Respondents ages
shown as a percentage



What did we find out?



How Often Do You Eat Takeaways?

Counts Analysis % Respondents	Total	How often do you eat takeaways?						
		Daily	Once a week	Twice a week	Twice a month	Monthly	Hever	Special occasions
Base	147	12 8.2%	53 36.1%	2 1.4%	35 23.8%	35 23.8%	4 2.7%	6 4.1%
Age								
10 years & under	8	1 12.5%	1 12.5%	-	4 50.0%	1 12.5%	1 12.5%	-
11	5	1 20.0%	1 20.0%	-	1 20.0%	1 20.0%	-	1 20.0%
12	28	1 3.6%	13 46.4%	-	7 25.0%	6 21.4%	-	1 3.6%
13	18	-	9 50.0%	-	1 5.6%	7 38.9%	-	1 5.6%
14	16	4 25.0%	4 25.0%	-	3 18.8%	3 18.8%	-	2 12.5%
15	19	-	6 31.6%	1 5.3%	4 21.1%	6 31.6%	1 5.3%	1 5.3%
16	30	2 6.7%	10 33.3%	-	9 30.0%	9 30.0%	-	-
17	17	2 11.8%	7 41.2%	-	5 29.4%	2 11.8%	1 5.9%	-
18	6	1 16.7%	2 33.3%	1 16.7%	1 16.7%	-	1 16.7%	-

53 Respondents (36%) said they have takeaways once a week. 12 Respondents said they have takeaways daily.

Time of Day & Who Do you Go with?

Counts Analysis % Respondents	Total	Who do you usually go with to get your takeaway?		
		On your own	With friends	With family
Base	147	2 1.4%	43 29.3%	109 74.1%
What time of the day do you usually have your takeaway?				
During school lunch time	2	-	2 100.0%	-
After school	23	-	11 47.8%	14 60.9%
Evening	118	2 1.7%	29 24.6%	96 81.4%
Weekends	4	-	3 75.0%	2 50.0%

Please note: Respondents could have chosen more than one option.

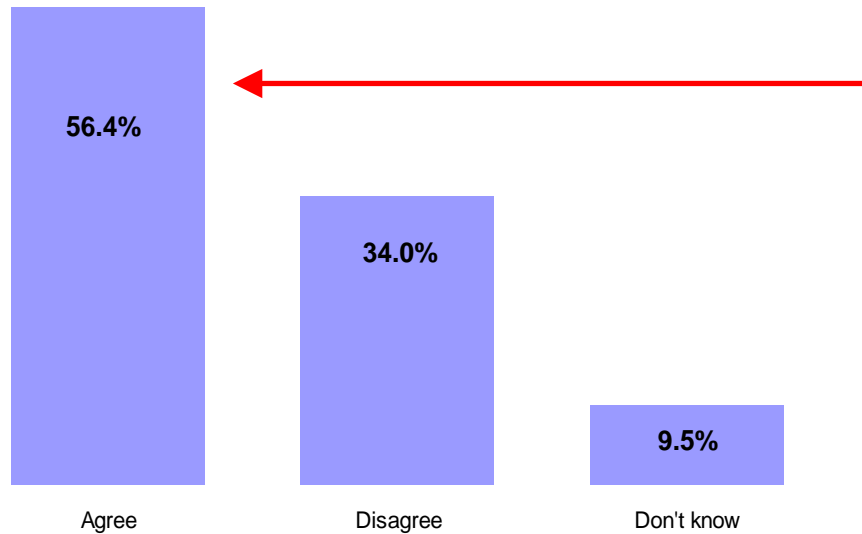
- Only two respondents said they have a takeaway during their school lunch break and go with friends to get it.

- 23 (15.6%) respondents said they usually go after school to get a takeaway. Out of those 14 (60.9%) said they go with family, slightly less said they go with friends.

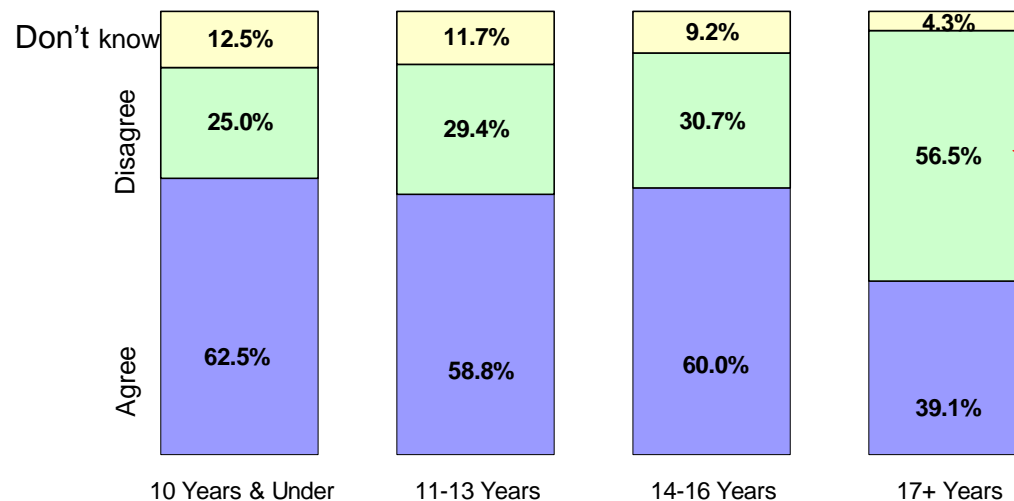
- Most respondents 80% said they usually have their takeaways in the evening, with the majority going with their family.

- Only four respondents said they have a takeaway during the weekend.

Should Hot Food Takeaways Have Their Opening Times Restricted During School Lunch Times?



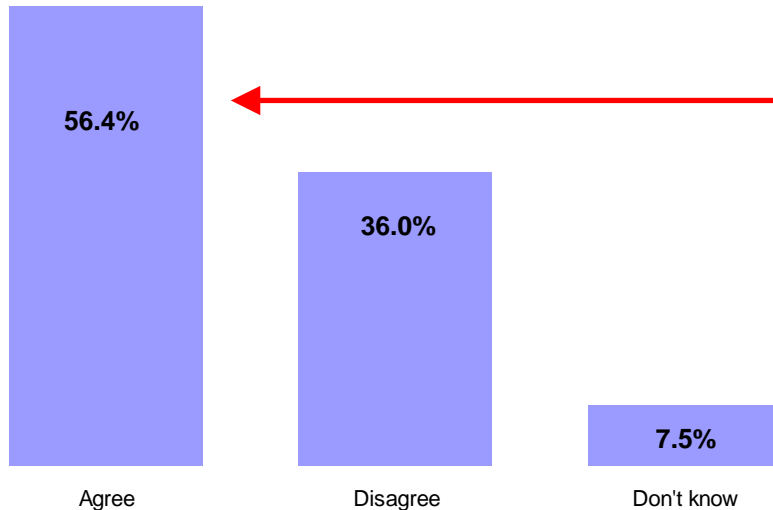
Just over half (56.4%) of respondents agreed that hot food takeaways should have restricted opening times during school lunch times.



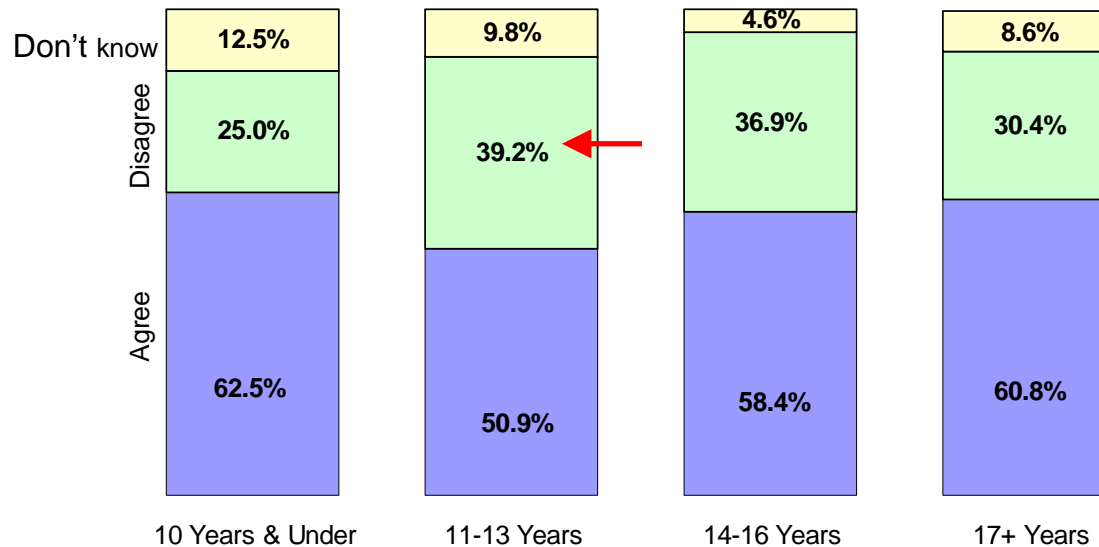
The age group least likely to agree with restricted opening times at lunch times were those aged 17 years and over.

56.5% aged 17 years and over disagreed with this proposal.

Should Hot Food Takeaways Have Their Opening Times Restricted If Within A Five Minute Walk From School?



Just over half (56.4%) of respondents agreed that hot food takeaways should have their opening times restricted if they are located within 5 minutes of a school.



The age group least likely to agree with restricted opening times if they are located within 5 minutes of a school were those aged between 11 to 13 years.

39.2% aged between 11 to 13 years disagreed with this proposal and further 9.8% said they did not know.

Should Medway Council Create A Healthy Environment?

Counts Analysis % Respondents	Total	The council creating a healthy environment for you			
		Supportive	Neither supportive or unsupportive	Unsupportive	Don't know
Base	145	75 51.7%	53 36.6%	8 5.5%	9 6.2%
Age					
10 years & under	8	6 75.0%	2 25.0%	-	-
11	5	3 60.0%	2 40.0%	-	-
12	28	16 57.1%	9 32.1%	1 3.6%	2 7.1%
13	18	9 50.0%	7 38.9%	-	2 11.1%
14	15	6 40.0%	6 40.0%	2 13.3%	1 6.7%
15	19	8 42.1%	10 52.6%	-	1 5.3%
16	29	15 51.7%	9 31.0%	3 10.3%	2 6.9%
17	17	9 52.9%	6 35.3%	2 11.8%	-
18	6	3 50.0%	2 33.3%	-	1 16.7%

Just over half overall said they were supportive of Medway Council creating a healthy environment.

Only eight respondents (5.5%) said they were unsupported.