

## **CABINET**

**29 OCTOBER 2013**

### **CAPITAL BUDGET MONITORING 2013/2014**

Portfolio Holder: Councillor Alan Jarrett, Finance  
Report from: Mick Hayward, Chief Finance Officer  
Author: Phil Watts, Finance Manager C&A  
Kevin Woolmer, Finance Manager BSD / RCC

#### **Summary**

This report presents the capital monitoring for the period to September 2013, with an outturn forecast for 2013/14.

#### **1. Budget and policy framework**

- 1.1 It is the responsibility of Cabinet to ensure that expenditure for each capital scheme remains within the budget approved by the Council, but it remains the responsibility of Council to approve schemes for inclusion in the capital programme.
- 1.2 The Cabinet is asked to accept this report as urgent to enable Cabinet to receive and consider the latest budget information at the earliest opportunity.

#### **2. Background**

- 2.1 The approved capital programme for 2013/14 and future years is £81.6m, being £41.6m in respect of brought forward schemes and £40m in respect of new approvals.
- 2.2 This report consolidates the capital monitoring undertaken by each directorate and this is summarised in the appendices.

### 3. Progress

3.1 Table 1 below summarises the current overall expenditure and the forecast position against the capital programme, representing a summary of the detailed information at Appendix 1. Appendices 2 to 5 show the position by directorate.

**Table 1: Summary – capital spend and forecasts**

Directorate	Approved Programme	Spend to March 2013	Forecast spend 2013-14	Forecast spend in later years	Forecast Variance
	£'000	£'000	£'000	£'000	£'000
Business Support Department	34,023	28,528	2,659	2,836	0
Children and Adult Services	160,749	129,002	24,677	7,130	61
Regeneration, Community and Culture	96,615	52,914	26,154	17,547	0
Member Priorities	1,332	707	330	284	(11)
<b>TOTAL</b>	<b>292,719</b>	<b>221,151</b>	<b>53,821</b>	<b>27,797</b>	<b>50</b>

3.2 The progress reports utilise a 'smiley face' project monitoring system that indicates progress at a glance. With only a few exceptions, the relevant budget manager has provided the information in the progress fields of the report. The criteria for the 'smiley' rating is as follows:







-  Scheme progressing on time and within budget
-  Scheme progressing on time but not within budget or scheme progressing on budget but not within expected timescales
-  Scheme neither progressing within expected timescales nor within budget.

Table 2 summarises the projects progress. Full detail is shown in the appendices:

**Table 2: Project Progress Summary**

<b>Progress Monitoring</b>				<b>Total Schemes</b>
<b>BSD</b>	<b>7</b>	<b>3</b>	<b>0</b>	<b>10</b>
<b>Children &amp; Adults</b>	<b>34</b>	<b>19</b>	<b>0</b>	<b>53</b>
<b>RCC</b>	<b>44</b>	<b>6</b>	<b>0</b>	<b>50</b>
<b>Member Priorities</b>	<b>16</b>	<b>3</b>	<b>0</b>	<b>19</b>
<b>Total</b>	<b>101</b>	<b>31</b>	<b>0</b>	<b>132</b>

#### **4. Specific Scheme Monitoring Issues and Completions**

77% of schemes are progressing well, forecast to complete on time and to budget.

##### **4.1 Business Support (Appendix 2)**

4.1.1 There are no new additions since Q1.

4.1.2 The directorate forecast reflects the planned phasing of expenditure and forecasts a roll forward of £2.9m into future years. There are no areas of concern to report.

##### **4.2 Children and Adults (Appendix 3)**

4.2.1 The Children and Adult Services directorate is currently working to a 2013/14 capital programme of £31.7 million.

4.2.2 Cabinet is requested to recommend to Council a £59,085 addition to the capital programme for 2013-14. This a revenue contribution to capital, funded from a New Burdens Grant, to fund pressures against the Integrated Care System project. This does not appear in table 1 at present.

4.2.3 Members may also be aware that the local authority was successful in bidding for Targeted Basic Needs funding, to deliver three priority schemes – the new Chatham Primary Academy, the relocation and expansion of Abbey Court (Rainham) and the expansion of Danecourt. Officers recently received confirmation of the final allocation, which totals £9.7 million and will allow the Council to address capacity issues both in terms of the requirement for primary school places and additional SEN places. This is ringfenced funding, which the Section 151 Officer is authorised to add to the capital programme under his delegated powers.

4.2.4 The capital monitoring includes a standing item to update Members on the progress of the Council's Academies programme:

### Strood Academy

School occupied on time for September and good feedback received from pupils, staff and parents. Landscaping and sports facilities follow on from demolition of old buildings. Final account has been agreed, with an additional cost for extension of time and asbestos removal.

### Bishop of Rochester Academy

The new Academy Building has been completed is now occupied. The original building can now be demolished but significant quantities of asbestos have been identified during the demolition process and this will need to be removed before the building can be removed. The implications on cost and programme are currently being assessed.

### Brompton Academy

The new Academy Building was completed in June and is now occupied. This allows for the demolition of the original building to commence. However, significant quantities of asbestos have been identified in the demolition survey and this will need to be removed before demolition can start. The implications on cost and programme are currently being assessed.

## **4.3 Regeneration, Community and Culture (Appendix 4)**

4.3.1 The following further additions (externally funded) have been made under delegated powers:

- Highways s106 funded minor schemes £27,126
- Safer Cycle Routes (grant) £105,000
- St Mary's Island works (s38) £72,450
- Greenspaces s106 funded minor schemes £68,933
- Broomhill Park (s106) £106,327
- Gillingham Park (s106) £89,742

4.3.2 There are currently no schemes forecasting an overspend.

## **4.4 Members Priorities (Appendix 5)**

4.4.1 No change since Q1. Approvals outstanding are RCC £324,830 and C&A £16,459 leaving an unallocated balance in BSD of £283,929. Allocations new in 2013/14 are;

- Medway Park – Memorial Wall £8,500
- Queen Elizabeth II Park - Path £3,750
- Princes Avenue – Traffic Calming £62,060
- Rainham - Road Network £73,200

## **5. New Schemes and Virements**

5.1 Cabinet is requested to note the various new approvals and virements made under officer delegations, as outlined in paragraph 4.3.1 and to recommend to Council a £59,085 addition to the capital programme for 2013-14, as explained at paragraph 4.2.2. This will be submitted to Full Council on 23 January 2014 for approval.

## **6. Conclusions**

- 6.1 This report provides an analysis of the projected expenditure against the Council's capital programme, based upon the quarter 2 monitoring returns submitted by managers during September 2013.

## **7. Risk Management**

- 7.1 Cabinet are asked to note the risk alluded to in 4.2.4, in relation to the asbestos discovered under the former Medway Community College building and the potential for more asbestos on the Brompton site. This potentially has a significant cost implication, which would fall to the local authority.

## **8. Financial and Legal Implications**

- 8.1 The financial implications are fully analysed in the report.

## **9. Recommendations**

- 9.1 Cabinet are requested to:
- Note the spending forecasts summarised at Table 1;
  - Note the new approvals and virements outlined at paragraphs 4.2.3 and 4.3.1 and authorised under Chief Officer delegations;
  - Recommend to Council the addition to the capital programme outlined at paragraph 4.2.2.

## **10. Suggested Reasons for Decision**

- 10.1 Cabinet has the responsibility to ensure effective budgetary control to contain expenditure within the approved limits set by Council.

### **Lead officer contact**

Phil Watts, Finance Manager C&A, Gun Wharf, Tel. (01634) 331196.

E-mail [phil.watts@medway.gov.uk](mailto:phil.watts@medway.gov.uk) .gov.uk

Kevin Woolmer, Finance Manager BSD/RCC, Gun Wharf, Tel (01634) 332151

E-mail [kevin.woolmer@medway.gov.uk](mailto:kevin.woolmer@medway.gov.uk)

### **Background Papers**

Capital budget approved by Council 23 February 2012

<http://democracy.medway.gov.uk/ieListDocuments.aspx?CId=122&MId=2416&Ver=4>

Capital Budget Monitoring 2012/2013 to Cabinet 7 August 2012

<http://democracy.medway.gov.uk/ieListDocuments.aspx?CId=115&MId=2527&Ver=4>



Name of Directorate	Approved gross cost of scheme	Total Expenditure from adoption to 31 March 2013	2013-2014 Approved Programme					Approved Spend forecast for later years			Variance
			Rolled forward from earlier years	New Approvals for 2013-2014	Remaining scheme budget	Spend and commitments to date	Forecast spend in 2013-2014	2014-2015	2015-2016	2016-2017	
	£	£	£	£	£	£	£	£	£	£	£
<b>Business Support</b>	34,022,972	28,528,627	4,080,147	1,464,198	5,494,345	1,164,247	2,659,148	1,222,364	983,000	629,834	0
<b>Children &amp; Adults</b>	160,748,505	129,002,013	19,032,655	12,713,837	31,746,492	22,569,613	24,677,424	6,995,664	107,368	27,368	61,332
<b>Regeneration Community &amp; Culture</b>	96,615,411	52,913,765	17,968,999	25,732,647	43,701,646	19,530,287	26,154,188	12,088,111	4,369,347	1,090,000	0
<b>Member's Priorities</b>	1,332,208	706,989	616,719	8,500	625,219	209,612	330,334	283,929	0	0	(10,956)
<b>Grand Total</b>	<b>292,719,096</b>	<b>211,151,394</b>	<b>41,698,520</b>	<b>39,919,182</b>	<b>81,567,702</b>	<b>43,473,759</b>	<b>53,821,094</b>	<b>20,590,068</b>	<b>5,459,715</b>	<b>1,747,202</b>	<b>50,376</b>





Description Of Scheme	Approved Gross Cost of Scheme	Total Expenditure from date of adoption to 31 March 2013	Remaining Approval					Spend Forecast for Later Years			Total Project Variance	Status
			Rolled Forward from Earlier Years	New Approvals	Remaining Scheme Budget	Spend and Commitments	Forecast Outturn	2014/2015	2015/2016	2016/2017 and future years		
ICT Strategic Fund - Grant & Capital Receipts Funded	2,104,391	1,972,765	131,626	0	131,626	10,445	94,000	37,626	0	0	0	☹
Thin Client	1,464,198	0	0	1,464,198	1,464,198	66,225	878,198	293,000	293,000	0	0	☺
<b>Total for ICT</b>	<b>3,568,589</b>	<b>1,972,765</b>	<b>131,626</b>	<b>1,464,198</b>	<b>1,595,824</b>	<b>76,670</b>	<b>972,198</b>	<b>330,626</b>	<b>293,000</b>	<b>0</b>	<b>0</b>	
Mercury Abatement - Dev & Other Contributions and Prul Borrow Funded	2,724,938	1,860,990	863,948	0	863,948	559,712	842,211	21,738	0	0	0	☹
<b>Total for Bereavement Services</b>	<b>2,724,938</b>	<b>1,860,990</b>	<b>863,948</b>	<b>0</b>	<b>863,948</b>	<b>559,712</b>	<b>842,211</b>	<b>21,738</b>	<b>0</b>	<b>0</b>	<b>0</b>	
Better for Less - Mobile Working	319,280	109,623	209,657	0	209,657	50,000	50,000	0	0	0	(159,657)	☺
Better for Less CRM System	1,277,443	1,485,092	(207,649)	0	(207,649)	281,223	288,338	100,000	0	0	595,987	☹
Better for Less Document Manager	803,277	236,947	566,330	0	566,330	101,957	90,000	40,000	0	0	(436,330)	☺
<b>Total for Better for Less</b>	<b>2,400,000</b>	<b>1,831,662</b>	<b>568,338</b>	<b>0</b>	<b>568,338</b>	<b>433,180</b>	<b>428,338</b>	<b>140,000</b>	<b>0</b>	<b>0</b>	<b>0</b>	
Building Repair and Maintenance Fund	4,129,500	2,373,254	1,756,246	0	1,756,246	80,968	343,368	530,000	490,000	392,878	0	☺
Pentagon Staff Car Park (BRMF funded)	160,000	149,662	10,338	0	10,338	10,338	10,338	0	0	0	0	☺
Gun Wharf Reception & Signage	100,000	87,305	12,695	0	12,695	1,443	12,695	0	0	0	0	☺
Strood Riverside supporting work for CPO and land acquisition	20,939,945	20,252,989	686,956	0	686,956	1,936	50,000	200,000	200,000	236,956	0	☺
<b>Total for Property, Buildings &amp; Design</b>	<b>25,329,445</b>	<b>22,863,210</b>	<b>2,466,235</b>	<b>0</b>	<b>2,466,235</b>	<b>94,685</b>	<b>416,401</b>	<b>730,000</b>	<b>690,000</b>	<b>629,834</b>	<b>0</b>	
<b>Grand total</b>	<b>34,022,972</b>	<b>28,528,627</b>	<b>4,030,147</b>	<b>1,464,198</b>	<b>5,494,345</b>	<b>1,164,247</b>	<b>2,659,148</b>	<b>1,222,364</b>	<b>983,000</b>	<b>629,834</b>	<b>0</b>	



Description Of Scheme	Approved Total Scheme Budget	Total Expenditure from date of adoption to 31	Remaining Approval				Spend Forecast for Later Years				Total Project Variance	Status
			Rolled Forward from Earlier Years	New Approvals	Remaining Scheme Budget	Spend and Commitments	Forecast Outturn	2014/2015	2015/2016	2016/2017 and future years		
Modernisation and Transformation	1,804,562	915,838	586,723	302,001	888,724	9,213	0	888,724	0	0	0	☺
Occupational Therapy Adaptations	1,311,084	1,068,279	8,205	234,600	242,805	72,884	242,805	0	0	0	0	☺
Mental Health - Vocational Rehabilitation, Community bridge-building and basic IT skills provision	297,364	297,364	0	0	0	78,682	0	0	0	0	0	☺
Changing Places	105,000	45,321	59,679	0	59,679	0	59,679	0	0	0	0	☺
ASC Mobile Working	114,501	0	114,501	0	114,501	0	114,501	0	0	0	0	☺
Integrated Care Management System	1,317,895	299,015	1,018,880	0	1,018,880	491,122	769,701	114,443	107,368	27,368	0	☺
<b>Total for Adult Social Care</b>	<b>4,950,406</b>	<b>2,625,817</b>	<b>1,787,988</b>	<b>536,601</b>	<b>2,324,589</b>	<b>651,901</b>	<b>1,186,686</b>	<b>1,003,167</b>	<b>107,368</b>	<b>27,368</b>	<b>0</b>	
Aiming High for Disabled Children	799,184	396,145	199,401	203,638	403,039	0	403,039	0	0	0	0	☺
<b>Total for Commissioning</b>	<b>799,184</b>	<b>396,145</b>	<b>199,401</b>	<b>203,638</b>	<b>403,039</b>	<b>0</b>	<b>403,039</b>	<b>0</b>	<b>0</b>	<b>0</b>	<b>0</b>	
CYC - Gillingham North	20,893	0	20,893	0	20,893	20,893	20,893	0	0	0	0	☺
Cyber Youth Connection	19,084	0	19,084	0	19,084	19,084	9,542	9,542	0	0	0	☺
<b>Total for Inclusion</b>	<b>39,977</b>	<b>0</b>	<b>39,977</b>	<b>0</b>	<b>39,977</b>	<b>39,977</b>	<b>30,435</b>	<b>9,542</b>	<b>0</b>	<b>0</b>	<b>0</b>	
All Saints Childrens Centre - Cafe Improvement Works	65,000	5,763	59,237	0	59,237	890	59,237	0	0	0	0	☺
Early Years Nursery Provision	560,659	0	0	560,659	560,659	70,667	200,000	360,659	0	0	0	☺
<b>Total for Early Years</b>	<b>625,659</b>	<b>5,763</b>	<b>59,237</b>	<b>560,659</b>	<b>619,896</b>	<b>71,557</b>	<b>259,237</b>	<b>360,659</b>	<b>0</b>	<b>0</b>	<b>0</b>	
Medway Grid for Learning - Broadband Connectivity	2,164,620	1,607,314	557,306	0	557,306	88,126	496,626	60,680	0	0	0	☺
Medway UTC Development	94,000	39,051	54,949	0	54,949	21,259	25,087	29,862	0	0	0	☺
Will Adams Diploma Project	50,000	40,585	9,415	0	9,415	0	0	0	0	0	(9,415)	☺
Diploma Gateway - Medway Partnership	856,000	850,066	5,934	0	5,934	0	0	0	0	0	(5,934)	☺
<b>Total for Advisors Projects</b>	<b>3,164,620</b>	<b>2,537,016</b>	<b>627,604</b>	<b>0</b>	<b>627,604</b>	<b>109,385</b>	<b>521,713</b>	<b>90,542</b>	<b>0</b>	<b>0</b>	<b>(15,349)</b>	
Lordswood Primary Amalgamation Works	1,235,956	1,235,956	0	0	0	74	74	0	0	0	74	☺
Oaklands Primary Amalgamation Works	1,875,991	1,875,991	0	0	0	2,824	2,824	0	0	0	2,824	☺
Napier Primary Expansion following relocation of Robert Napier 6th form	2,442,396	2,442,396	0	0	0	13,130	13,130	0	0	0	13,130	☺
Walderslade Primary - New Build	5,510,000	5,510,000	0	0	0	17,093	17,093	0	0	0	17,093	☺
<b>Total for Primary Strategy</b>	<b>14,820,735</b>	<b>14,820,735</b>	<b>0</b>	<b>0</b>	<b>0</b>	<b>33,121</b>	<b>33,121</b>	<b>0</b>	<b>0</b>	<b>0</b>	<b>33,121</b>	

Description Of Scheme	Approved Total Scheme Budget	Total Expenditure from date of adoption to 31	Remaining Approval				Spend Forecast for Later Years			Total Project Variance	Status	
			Rolled Forward from Earlier Years	New Approvals	Remaining Scheme Budget	Spend and Commitments	Forecast Outturn	2014/2015	2015/2016			2016/2017 and future years
Inspiration Centre - Strood	0	0	0	0	0	340	340	0	0	0	340	☺
Academy Prog Proj Mgmt & Tech Advisory	172,134	112,134	9,379,890	(9,319,890)	60,000	103,220	92,820	10,400	0	0	43,220	☺
Brompton Academy - New Build	24,190,630	17,581,223	0	6,609,407	6,609,407	4,462,310	6,609,407	0	0	0	0	☺
Strood Academy - New Build	28,124,168	27,859,544	0	264,624	264,624	295,408	264,624	0	0	0	0	☺
Bishop of Rochester Academy - New Build	25,353,466	21,322,284	0	4,031,182	4,031,182	1,634,981	4,031,182	0	0	0	0	☺
<b>Total for Academies Programme</b>	<b>77,840,398</b>	<b>66,875,185</b>	<b>9,379,890</b>	<b>1,585,323</b>	<b>10,965,213</b>	<b>6,496,259</b>	<b>10,998,373</b>	<b>10,400</b>	<b>0</b>	<b>0</b>	<b>43,560</b>	
SEN Projects	2,916,522	10,920	2,905,602	0	2,905,602	2,905,602	500,000	2,405,602	0	0	0	☺
<b>Total for SEN Strategy</b>	<b>2,916,522</b>	<b>10,920</b>	<b>2,905,602</b>	<b>0</b>	<b>2,905,602</b>	<b>2,905,602</b>	<b>500,000</b>	<b>2,405,602</b>	<b>0</b>	<b>0</b>	<b>0</b>	
Basic Needs Programme	5,707,306	2,660	3,251,959	2,452,687	5,704,646	5,704,646	3,809,646	1,865,000	0	0	(30,000)	☺
Wainscott Primary Expansion to 2FE	3,923,471	586,807	(536,807)	3,873,471	3,336,664	3,336,664	3,336,664	0	0	0	0	☺
Basic Needs - Programme Management	90,000	90,000	0	0	0	0	0	0	0	0	0	☺
Basic Need - Greenvale	345,711	345,711	0	0	0	0	0	0	0	0	0	☺
Elaine Primary - Expansion Works	623,867	623,867	0	0	0	0	0	0	0	0	0	☺
Brompton Westbrook Primary - Expansion to 2FE	10,000	0	10,000	0	10,000	10,000	10,000	0	0	0	0	☺
Chatham Primary Academy	50,000	14,587	35,413	0	35,413	35,413	35,413	0	0	0	0	☺
Saxon Way Primary - Expansion to 2FE	0	0	0	0	0	0	0	0	0	0	0	☺
<b>Total for Basic Needs</b>	<b>10,750,355</b>	<b>1,663,632</b>	<b>2,760,565</b>	<b>6,326,158</b>	<b>9,086,723</b>	<b>9,086,723</b>	<b>7,191,723</b>	<b>1,865,000</b>	<b>0</b>	<b>0</b>	<b>(30,000)</b>	
Various Schools - Kitchen Renovation	589,399	419,739	69,660	100,000	169,660	16,544	169,660	0	0	0	0	☺
Abbey Court - Hydrotherapy Pool	65,240	40,240	25,000	0	25,000	25,000	25,000	0	0	0	0	☺
The Pilgrim CE Primary School	3,232,501	3,207,501	25,000	0	25,000	25,000	25,000	0	0	0	0	☺
School Amalgamations	0	0	0	0	0	30,000	30,000	0	0	0	30,000	☺
<b>Total for Other School Projects</b>	<b>3,887,140</b>	<b>3,667,480</b>	<b>119,660</b>	<b>100,000</b>	<b>219,660</b>	<b>96,544</b>	<b>249,660</b>	<b>0</b>	<b>0</b>	<b>0</b>	<b>30,000</b>	

Description Of Scheme	Approved Total Scheme Budget	Total Expenditure from date of adoption to 31	Remaining Approval				Spend Forecast for Later Years				Total Project Variance	Status
			Rolled Forward from Earlier Years	New Approvals	Remaining Scheme Budget	Spend and Commitments	Forecast Outturn	2014/2015	2015/2016	2016/2017 and future years		
Condition Programme 2011/12 - Programme Management	270,000	120,000	0	150,000	150,000	150,000	150,000	0	0	0	0	☺
Condition Programme 2012/13 - Roofing	414,280	414,280	0	0	0	0	0	0	0	0	0	☺
Condition Programme 2012/13 - Boilers	1,654,270	1,584,270	0	70,000	70,000	70,000	70,000	0	0	0	0	☺
Condition Programme 2012/13 - Asbestos	129,339	109,339	0	20,000	20,000	20,000	20,000	0	0	0	0	☺
Condition Programme 2012/13 - Electrical Works	52,331	52,331	0	0	0	295	295	0	0	0	295	☺
Condition Programme 2012/13 - Fire Risk Assessment	109,099	109,099	0	0	0	3,000	3,000	0	0	0	3,000	☺
Condition Programme 2012/13 - Security	15,091	15,091	0	0	0	0	0	0	0	0	0	☺
Condition Programme 2012/13 - Water Treatment	158,848	156,848	0	2,000	2,000	23,100	23,100	0	0	0	21,100	☺
Condition Programme 2012/13 - Other	761,291	271,564	92,000	397,727	489,727	354,891	465,332	0	0	0	(24,395)	☺
Condition Programme 2013/14 - Boilers	860,000	0	0	860,000	860,000	860,000	860,000	0	0	0	0	☺
Condition Programme 2013/14 - Roofing	380,000	0	0	380,000	380,000	380,000	380,000	0	0	0	0	☺
Condition Programme 2013/14 - Electrical	215,000	0	0	215,000	215,000	215,000	215,000	0	0	0	0	☺
Condition Programme 2013/14 - Water Mgmt	100,000	0	0	100,000	100,000	100,000	100,000	0	0	0	0	☺
Condition Programme 2013/14 - FRA	450,000	0	0	450,000	450,000	450,000	450,000	0	0	0	0	☺
Condition Programme 2013/14 - Asbestos	125,000	0	0	125,000	125,000	125,000	125,000	0	0	0	0	☺
Condition Programme 2013/14 - Security	100,000	0	0	100,000	100,000	100,000	100,000	0	0	0	0	☺
<b>Total for Condition Programme</b>	<b>7,175,622</b>	<b>4,213,895</b>	<b>92,000</b>	<b>2,869,727</b>	<b>2,961,727</b>	<b>2,851,286</b>	<b>2,961,727</b>	<b>0</b>	<b>0</b>	<b>0</b>	<b>0</b>	
<b>Sub Total</b>	<b>126,970,618</b>	<b>96,816,588</b>	<b>17,971,924</b>	<b>12,182,106</b>	<b>30,154,030</b>	<b>22,342,355</b>	<b>24,335,714</b>	<b>5,744,912</b>	<b>107,368</b>	<b>27,368</b>	<b>61,332</b>	
<b>Total for Devolved Formula Capital</b>	<b>33,777,887</b>	<b>32,185,425</b>	<b>1,060,731</b>	<b>531,731</b>	<b>1,592,462</b>	<b>227,258</b>	<b>341,710</b>	<b>1,250,752</b>	<b>0</b>	<b>0</b>	<b>0</b>	
<b>Grand total</b>	<b>160,748,505</b>	<b>129,002,013</b>	<b>19,032,655</b>	<b>12,713,837</b>	<b>31,746,492</b>	<b>22,569,613</b>	<b>24,677,424</b>	<b>6,995,664</b>	<b>107,368</b>	<b>27,368</b>	<b>61,332</b>	



Description Of Scheme	Approved Gross Cost of Scheme	Total Expenditure from date of adoption to 31 March 2013	Remaining Approval					Spend Forecast for Later Years			Total Project Variance	Status
			Rolled Forward from Earlier Years	New Approvals	Remaining Scheme Budget	Spend and Commitments	Forecast Outturn	2014/2015	2015/2016	2016/2017 and future years		
Eastgate House Improvements	105,183	89,054	67,129	(51,000)	16,129	0	16,129	0	0	0	0	😊
Gillingham Park	701,680	583,259	28,679	89,742	118,421	34,096	80,000	38,421	0	0	0	😊
English Heritage - Local Management Arrangement	750,000	607,838	142,163	0	142,163	3,691	120,000	22,163	0	0	0	😊
Upnor Castle Visitor Interpretation	91,489	78,071	13,418	0	13,418	688	13,418	0	0	0	0	😊
Rochester Castle Keep Floodlighting	178,952	11,650	140,802	26,500	167,302	167,302	167,302	0	0	0	0	😊
Beechings Way Pavillion	343,043	17,369	284,822	40,852	325,674	938	300,000	25,674	0	0	0	😊
Gillingham Green Enhancements	99,751	15,552	84,199	0	84,199	81,439	84,199	0	0	0	0	😊
2011-12 Greenspaces Section 106 Schemes	287,467	179,619	107,848	0	107,848	52,171	107,848	0	0	0	0	😊
Capstone Country Park Environmental Improvements	30,000	0	0	30,000	30,000	0	22,500	7,500	0	0	0	😊
Eastgate House Refurbishment - HLF Stage 2 Award	2,120,000	0	0	2,120,000	2,120,000	22,978	272,302	1,772,378	75,320	0	0	😊
2013-14 Greenspaces Section 106 Schemes	68,933	0	0	68,933	68,933	1,501	68,933	0	0	0	0	😊
Broomhill Park - Access & Play Area Improvements	106,327	0	0	106,327	106,327	6,380	50,000	56,327	0	0	0	😊
<b>Total for Leisure and Culture</b>	<b>4,882,825</b>	<b>1,582,412</b>	<b>869,059</b>	<b>2,431,354</b>	<b>3,300,413</b>	<b>371,184</b>	<b>1,302,631</b>	<b>1,922,463</b>	<b>75,320</b>	<b>0</b>	<b>0</b>	
Highways - Planned Works Fabric (Capital Receipts)	2,142,814	1,861,497	30,317	251,000	281,317	281,317	281,317	0	0	0	0	😊
Medway Tunnel (LTP) and Grant DfT	6,400,000	2,717,298	3,682,702	0	3,682,702	1,200,000	1,200,000	2,482,702	0	0	0	😊
Leviathan Way	350,000	216,525	133,475	0	133,475	13,825	133,475	0	0	0	0	😊
Island Way	660,000	474,524	185,476	0	185,476	29,414	185,476	0	0	0	0	😊
Four Elms to Tunnel Improvement	224,566	5,795	218,771	0	218,771	7,978	35,000	120,000	63,771	0	0	😊
Horsted Gyatory and Ped Improvements	244,104	35,630	208,474	0	208,474	5,324	25,000	183,474	0	0	0	😊
St Mary's Island S38 Projects	72,450	0	0	72,450	72,450	237	72,450	0	0	0	0	😊

Description Of Scheme	Approved Gross Cost of Scheme	Total Expenditure from date of adoption to 31 March 2013	Remaining Approval					Spend Forecast for Later Years			Total Project Variance	Status
			Rolled Forward from Earlier Years	New Approvals	Remaining Scheme Budget	Spend and Commitments	Forecast Outturn	2014/2015	2015/2016	2016/2017 and future years		
Highways - Design and Resurfacing (Capital Receipts)	7,088,725	5,993,001	156,724	939,000	1,095,724	1,095,724	1,095,724	0	0	0	0	😊
Highways - Structures and Tunnels (Capital Receipts)	2,248,462	1,683,737	254,725	310,000	564,725	564,725	564,725	0	0	0	0	😊
Highways Maintenance LTP3	6,856,000	4,129,552	573,448	2,153,000	2,726,448	2,273,000	2,273,000	453,448	0	0	0	😊
Darnley Arches Subway (Third Party Contributions)	708,403	181,730	526,673	0	526,673	15,000	50,000	476,673	0	0	0	😊
Section 106 Contributions	718,065	540,955	149,984	27,126	177,110	119,129	177,110	0	0	0	0	😊
Integrated Transport LTP3	4,875,000	2,389,005	909,995	1,576,000	2,485,995	2,485,995	2,000,000	485,995	0	0	0	😊
Civic Centre Car Park (Invest to save)	300,000	51,180	248,820	0	248,820	0	248,820	0	0	0	0	😊
Railway Street Car Park (Invest to Save)	235,117	42,947	192,170	0	192,170	28,066	192,170	0	0	0	0	😊
Energy Efficiency Scheme	421,500	0	421,500	0	421,500	421,500	421,500	0	0	0	0	😊
Highways Maintenance Fund	390,000	0	0	390,000	390,000	390,000	390,000	0	0	0	0	😊
Weekly Waste Collection Support Scheme	7,000,000	0	0	7,000,000	7,000,000	6,902,373	7,000,000	0	0	0	0	😊
Safer Cycle Routes	105,000	0	0	105,000	105,000	90,000	105,000	0	0	0	0	😊
<b>Total for Front Line Services</b>	<b>41,040,204</b>	<b>20,323,374</b>	<b>7,893,254</b>	<b>12,823,576</b>	<b>20,716,830</b>	<b>15,923,607</b>	<b>16,450,767</b>	<b>4,202,292</b>	<b>63,771</b>	<b>0</b>	<b>0</b>	
Pentagon BS Lease Settlement	381,100	196,100	185,000	0	185,000	0	0	185,000	0	0	0	😊
World Heritage Site & Great Lines Heritage Park - Funding from Chatham History Dockyard Trust & English Heritage	407,265	346,756	60,509	0	60,509	16,545	50,509	10,000	0	0	0	😊
At Fort Project	160,000	14,997	145,003	0	145,003	8,751	88,863	56,140	0	0	0	😊
Townscape Heritage Initiatives - Grant funded - Heritage Lottery fund and Capital Receipts	1,574,789	1,512,400	62,389	0	62,389	38,994	62,389	0	0	0	0	😊
Watermill Wharf Strood - Funded from Capital Receipts	434,501	431,501	3,000	0	3,000	0	3,000	0	0	0	0	😊
Gillingham Gateway - Section 106 Funding	321,128	316,015	5,113	0	5,113	5,113	5,113	0	0	0	0	😊
Walls & Gardens	230,985	126,337	104,648	0	104,648	23,156	88,148	16,500	0	0	0	😊



Description Of Scheme	Approved Gross Cost of Scheme	Total Expenditure from date of adoption to 31 March 2013	Remaining Approval					Spend Forecast for Later Years			Total Project Variance	Status
			Rolled Forward from Earlier Years	New Approvals	Remaining Scheme Budget	Spend and Commitments	Forecast Outturn	2014/2015	2015/2016	2016/2017 and future years		
Planned Maintenance	22,418,998	17,480,063	188,935	4,750,000	4,938,935	2,160,616	4,938,935	0	0	0	0	😊
Disabled Adaptations to Council Dwellings	1,543,437	1,196,364	97,073	250,000	347,073	104,502	254,502	92,571	0	0	0	😊
Housing Renovation Loans	1,870,787	1,687,451	183,336	0	183,336	48,423	79,033	104,303	0	0	0	😊
Disabled Facilities Grants	6,327,099	4,872,356	461,026	993,717	1,454,743	548,093	819,019	635,724	0	0	0	😊
Artlands North Kent	502,292	418,292	0	84,000	84,000	42,022	84,000	0	0	0	0	😊
Rochester Riverside Phase 1a Infrastructure	2,500,000	2,308,631	191,369	0	191,369	40,799	39,279	152,090	0	0	0	😊
Rochester Riverside Phase 1a Other	211,000	90,972	120,028	0	120,028	28,059	85,000	35,028	0	0	0	😊
Rochester Riverside GPF	4,410,000	4,744	4,405,256	0	4,405,256	1,244	225,000	3,050,000	1,130,256	0	0	😐
Chatham WaterFront GPF	1,831,000	5,000	2,994,000	(1,168,000)	1,826,000	62,734	1,200,000	626,000	0	0	0	😐
Chatham WaterFront - Sun Pier	168,000	0	0	168,000	168,000	10,945	168,000	0	0	0	0	😊
Chatham WaterFront - Medway Street	1,000,000	0	0	1,000,000	1,000,000	0	100,000	900,000	0	0	0	😐
Rochester Airport	4,400,000	0	0	4,400,000	4,400,000	95,500	110,000	100,000	3,100,000	1,090,000	0	😊
<b>Total for Housing &amp; Regeneration and Housing Revenue Account</b>	<b>50,692,381</b>	<b>31,007,978</b>	<b>9,206,686</b>	<b>10,477,717</b>	<b>19,684,403</b>	<b>3,235,496</b>	<b>8,400,790</b>	<b>5,963,356</b>	<b>4,230,256</b>	<b>1,090,000</b>	<b>0</b>	
<b>Grand total</b>	<b>96,615,411</b>	<b>52,913,765</b>	<b>17,968,999</b>	<b>25,732,647</b>	<b>43,701,646</b>	<b>19,530,287</b>	<b>26,154,188</b>	<b>12,088,111</b>	<b>4,369,347</b>	<b>1,090,000</b>	<b>0</b>	



Description Of Scheme	Approved Gross Cost of Scheme	Total Expenditure from date of adoption to 31 March 2013	Remaining Approval					Spend Forecast for Later Years			Total Project Variance	Status	
			Rolled Forward from Earlier Years	New Approvals	Remaining Scheme Budget	Spend and Commitments	Forecast Outturn	2014/2015	2015/2016	2016/2017 and future years			
Unallocated Member Priorities	283,929	0	422,939	(139,010)	283,929	0	0	283,929	0	0	0	0	☺
<b>Total for Member Priorities - Business Support</b>	<b>283,929</b>	<b>0</b>	<b>422,939</b>	<b>(139,010)</b>	<b>283,929</b>	<b>0</b>	<b>0</b>	<b>283,929</b>	<b>0</b>	<b>0</b>	<b>0</b>	<b>0</b>	
Hempstead Allotment	203,175	199,800	3,375	0	3,375	3,374	3,374	0	0	0	(1)	0	☺
Phase 8 Allotments	75,325	73,576	1,750	0	1,750	1,750	1,750	0	0	0	0	1	☺
Traffic calming scheme - Meresborough Road	80,000	59,373	20,627	0	20,627	10,000	10,000	0	0	0	(10,627)	0	☺
Roundabout & Road Improvements	150,000	149,493	507	0	507	507	507	0	0	0	(0)	0	☺
Improvements to Gillingham High Street	50,000	45,486	4,514	0	4,514	4,514	4,514	0	0	0	(0)	0	☺
Magpie Hall Road sewer connection	12,450	6,285	6,165	0	6,165	0	6,150	0	0	0	(15)	0	☺
Grange Road Footway Renovation	28,359	22,431	5,928	0	5,928	5,543	5,928	0	0	0	(0)	0	☺
Medway Rugby Club Electrics	21,750	11,755	9,996	0	9,996	4,650	9,996	0	0	0	0	1	☺
Cliffe Woods Play Area	39,400	0	39,400	0	39,400	34,960	39,400	0	0	0	0	0	☺
Sundridge Hill Crash Barrier	34,170	0	34,170	0	34,170	30,701	34,140	0	0	0	(30)	0	☺
Theodore Place Road Improvements	28,000	18,322	9,678	0	9,678	0	9,678	0	0	0	(0)	0	☺
Priestfields Play Area	35,000	0	35,000	0	35,000	35,000	35,000	0	0	0	0	0	☺
Memorial Walls Medway Park	28,500	20,000	0	8,500	8,500	8,217	8,217	0	0	0	(283)	0	
The Magpie Centre	23,140	16,929	6,211	0	6,211	6,211	6,211	0	0	0	0	0	☺
Queen Elizabeth 2nd Fields Fencing, Cinder Path	3,750	0	0	3,750	3,750	0	3,750	0	0	0	0	0	☺
Princes Avenue Traffic Calming	62,060	0	0	62,060	62,060	0	62,060	0	0	0	0	0	☺
Rainham Issues	73,200	0	0	73,200	73,200	47,726	73,200	0	0	0	0	0	☺
<b>Total for Member Priorities - Regeneration, Community &amp; Culture</b>	<b>948,279</b>	<b>623,448</b>	<b>177,321</b>	<b>147,510</b>	<b>324,831</b>	<b>193,153</b>	<b>313,875</b>	<b>0</b>	<b>0</b>	<b>0</b>	<b>(10,956)</b>	<b>0</b>	
Rainham Urbie and Parkwood YC	100,000	83,541	16,459	0	16,459	16,459	16,459	0	0	0	(0)	0	☺
<b>Total for Member Priorities - Children and Adults</b>	<b>100,000</b>	<b>83,541</b>	<b>16,459</b>	<b>0</b>	<b>16,459</b>	<b>16,459</b>	<b>16,459</b>	<b>0</b>	<b>0</b>	<b>0</b>	<b>(0)</b>	<b>0</b>	
<b>Grand total</b>	<b>1,332,208</b>	<b>706,989</b>	<b>616,719</b>	<b>8,500</b>	<b>625,219</b>	<b>209,612</b>	<b>330,334</b>	<b>283,929</b>	<b>0</b>	<b>0</b>	<b>(10,956)</b>	<b>0</b>	