

BUSINESS SUPPORT OVERVIEW AND SCRUTINY COMMITTEE

13 AUGUST 2013

CAPITAL BUDGET MONITORING 2013/2014

Report from: Mick Hayward, Chief Finance Officer
Author: Phil Watts, Finance Manager C&A
Kevin Woolmer, Finance Manager BSD / RCC

Summary

This report presents the capital monitoring for the period to June 2013, with an outturn forecast for 2013/14.

1. Budget and policy framework

1.1 It is the responsibility of Cabinet to ensure that expenditure for each capital scheme remains within the budget approved by the Council, but it remains the responsibility of Council to approve schemes for inclusion in the capital programme.

2. Background

2.1 The approved capital programme for 2013/14 and future years is £76.8m, being £41.6m in respect of brought forward schemes and £35.2m in respect of new approvals.

2.2 This report consolidates the capital monitoring undertaken by each directorate as summarised in the appendices.

3. Progress

3.1 Table 1 below summarises the current overall expenditure and the forecast position against the capital programme, representing a summary of the detailed information at Appendix 1. Appendices 2 to 5 show the position by directorate.

Table 1: Summary – capital spend and forecasts

Directorate	Approved Programme	Spend to March 2013	Forecast spend 2013-14	Forecast spend in later years	Forecast Variance
	£'000	£'000	£'000	£'000	£'000
Business Support Department	34,150	28,528	2,798	2,697	(127)
Children and Adult Services	155,611	123,865	22,460	9,341	55
Regeneration, Community and Culture	91,746	52,914	26,614	12,218	0
Member Priorities	1,332	707	618	1	(6)
TOTAL	282,839	206,014	52,490	24,257	(78)

3.2 The progress reports utilise a 'smiley face' project monitoring system that indicates progress at a glance. With only a few exceptions, the relevant budget manager has provided the information in the progress fields of the report. The criteria for the 'smiley' rating is as follows:







-  Scheme progressing on time and within budget
-  Scheme progressing on time but not within budget or scheme progressing on budget but not within expected timescales
-  Scheme neither progressing within expected timescales nor within budget.

Table 2 summarises the projects progress. Full detail is shown in the appendices:

Table 2: Project Progress Summary

Progress Monitoring				Total Schemes
BSD	9	1	0	10
Children & Adults	36	16	0	52
RCC	38	5	0	43
Member Priorities	18	1	0	19
Total	101	23	0	124

4. Specific Scheme Monitoring Issues and Completions

81% of schemes are progressing well, forecast to complete on time and to budget.

4.1 Business Support (Appendix 2)

4.1.1 Council has currently agreed one addition to the Business Support Department's capital programme for 2013-2014 and beyond, an increase of £1.591m in respect of the 'Thin Client' project. To this has been added £4.03 million rolled forward from the 2012/13 programme, giving the directorate a total capital programme of £5.62 million this year.

4.1.2 The directorate forecast reflects the planned phasing of expenditure and forecasts a roll forward of £2.8m into future years. There are no areas of concern to report.

4.2 Children and Adults (Appendix 3)

4.2.1 Since the 2013/14 capital programme was agreed by Council, the directorate's final 2012/13 carry forward has been confirmed at £19.0 million. The 2013/14 grant settlement was also confirmed comprising the following:

- Condition Programme - £3.0 million;
- Basic Need - £5.0 million, covering 2013/14 and 2014/15;
- Adult Social Care - £537,000;
- Schools Devolved Formula Capital - £532,000.

4.2.2 The agreed capital programme also included £1.3 million of new developer contributions to supplement the Basic Need Grant.

4.2.3 Since Council agreed the capital programme the following additions have been made, under delegated powers, being fully funded from external sources;

- Adjustment to the Academies Grant figures £1.6 million;
- 2012-13 Aiming High Grant £204,000;
- 2012-13 Early Years Grant for two years old nursery places £561,000.

4.2.4 The Children and Adult Services directorate is currently working to a 2013/14 capital programme of £31.7 million.

4.2.5 A number of virements to tidy up minor overspends and underspends have been agreed under the Director's delegated authority, however there are two more significant virements, which require Cabinet approval:

- Transfer of the unspent balance of the Inspiration Centre budget, funded from Target Capital Grant, to supplement the SEN programme £557,829;
- Transfer of the unspent 2012-13 Capital Maintenance Grant from the Condition programme to supplement the funding for provision of additional primary school places £550,202;

- 4.2.6 Based on the quarter 1 monitoring returns, as discussed and agreed by the directorate's capital review group, the directorate is forecasting capital expenditure of £22.5 million this year, £9.3 million in future years, and a total overspend of £54,000 although it is anticipated that this will be managed during the year.
- 4.2.7 The capital monitoring includes a standing item to update Members on the progress of the Council's Academies programme:

Strood Academy

It is now a year since completion of the main buildings and BAM Construction are carrying out defects rectification over the summer holiday period. The landscaping and demolition works are now complete. This project was awarded a Considerate Contractor Scheme Bronze Award in Spring 2013, which recognised the exceptional standards of consideration shown towards their local neighbourhoods, the general public, the workforce and the environment.

Bishop of Rochester Academy

The new building was completed on 28 March 2013 and the academy decanting over the Easter holiday period. Following the demolition survey results, BAM Construction have confirmed that additional asbestos has been discovered, encased within the floor voids of the old Medway Community College building. We are currently awaiting confirmation of the financial implications of this, which are due shortly.

Brompton Academy

The new building was completed two weeks ahead of programme on 18 June 2013. The decanting process is now underway in readiness for the students first days in the building in September 2013. It is anticipated that additional asbestos maybe found when the demolition surveys are undertaken by BAM Construction next month. This is based on the knowledge that during the demolition of the Youth House buildings in 2011 additional encased asbestos was discovered. This site was also awarded a Considerate Contractor Scheme Bronze Award in Spring 2013, which recognised the exceptional standards of consideration shown towards their local neighbourhoods, the general public, the workforce and the environment.

4.3 Regeneration, Community and Culture (Appendix 4)

- 4.3.1 In agreeing the 2013/14 programme, Council approved additions to the capital programme totalling £13.287m:
- Local Transport Plan £3.729m
 - Eastgate House £2.069m
 - Highway Investment £1.5m
 - HRA related £5m
 - Disabled Facility Grants £0.989m
- 4.3.2 Remaining approvals rolled forward from 2012/13 amounted to £17.969m.
- 4.3.3 The following further additions (externally funded) have been made under delegated powers giving a total remaining programme of £38.832m:

- Rochester Castle Floodlighting (grant) £26,500
- Beechings Pavilion (developer contributions) £40,852
- Capstone Country Park (developer contributions) £30,000
- Highway Maintenance (grant) £390,000
- Weekly waste collection (grant) £7.0 million
- Disabled Facility Grants (grant) £4,717
- Artlands (grant) £84,000

4.3.4 There are currently no schemes forecasting an overspend.

4.4 Members Priorities (Appendix 5)

4.4.1 Approvals outstanding are RCC £324,830 and C&A £16,459 leaving an unallocated balance in BSD of £283,929. Allocations new in 2013/14 are;

- Medway Park – Memorial Wall £8,500
- Queen Elizabeth II Park - Path £3,750
- Princes Avenue – Traffic Calming £62,060
- Rainham - Road Network £73,200

5. New Schemes

5.1 At it's meeting on 9 July 2013, Council agreed to add £4,400,000 to the capital programme to fund improvements at Rochester Airport. This is made up of £4,000,000 as a contribution towards the works which the airport operator will carry out and the balance of £400,000 to fund professional fees and works on the Council's retained land. This addition will be reflected in the monitoring report for quarter 2.

6. Conclusions

6.1 This report provides an analysis of the projected expenditure against the Council's capital programme, based upon the quarter 1 monitoring returns submitted by managers during July 2013.

7. Risk Management

7.1 Members are asked to note the risk alluded to in 4.2.7, in relation to the asbestos discovered under the former Medway Community College building and the potential for more asbestos on the Brompton site. This potentially has a significant cost implication, which would fall to the local authority.

8. Financial and Legal Implications

8.1 The financial implications are fully analysed in the report.

9. Recommendations

9.1 That members:

- Note the spending forecasts summarised at Table 1;
- Note the virements outlined at paragraph 4.2.5;

- Note the increase to the total Academies programme, reflecting the final ringfenced grant figure following changes to the assumptions in the gateway 3 reports;
- Note additions to the capital programme made under delegated powers as outlined in paragraphs 4.2.3 and 4.3.3.

Lead officer contact

Phil Watts, Finance Manager C&A, Gun Wharf, Tel. (01634) 331196.

e-mail phil.watts@medway.gov.uk .gov.uk

Kevin Woolmer, Finance Manager BSD/RCC, Gun Wharf, Tel (01634) 332151

e.mail kevin.woolmer@medway.gov.uk

Name of Directorate	Approved gross cost of scheme	Total Expenditure from adoption to 31 March 2013	2013-2014 Approved Programme					Approved Spend forecast for later years			Variance
			Rolled forward from earlier years	New Approvals for 2013-2014	Remaining scheme budget	Spend and commitments to date	Forecast spend in 2013-2014	2014-2015	2015-2016	2016-2017	
	£	£	£	£	£	£	£	£	£	£	£
Business Support	34,150,357	28,528,627	4,030,147	1,591,583	5,621,730	2,183,018	2,798,239	1,667,092	662,812	366,202	(127,385)
Children & Adults	155,611,040	123,864,548	19,032,655	12,713,837	31,746,492	17,978,882	22,459,891	9,139,703	201,723	0	54,825
Regeneration Community & Culture	91,745,833	52,913,765	17,968,999	20,863,069	38,832,068	18,448,534	26,613,815	10,607,927	1,610,326	0	0
Member's Priorities	1,332,208	706,989	616,719	8,500	625,219	133,770	617,968	1,165	0	0	(6,086)
Grand Total	282,839,438	206,013,929	41,648,520	35,176,989	76,825,509	38,744,204	52,489,913	21,415,887	2,474,861	366,202	(78,646)

This page is intentionally left blank

Description Of Scheme	Approved Gross Cost of Scheme	Total Expenditure from date of adoption to 31 March 2013	Remaining Approval					Spend Forecast for Later Years			Total Project Variance	Status
			Rolled Forward from Earlier Years	New Approvals	Remaining Scheme Budget	Spend and Commitments	Forecast Outturn	2014/2015	2015/2016	2016/2017 and future years		
ICT Strategic Fund - Grant & Capital Receipts Funded	2,104,391	1,972,765	131,626	0	131,626	2,608	81,626	50,000	0	0	0	☹
Thin Client	1,591,583	0	0	1,591,583	1,591,583	66,225	517,065	864,321	82,812	0	(127,385)	☺
Total for ICT	3,695,974	1,972,765	131,626	1,591,583	1,723,209	68,833	598,691	914,321	82,812	0	(127,385)	
Mercury Abatement - Dev & Other Contributions and Prul Borrow Funded	2,724,938	1,860,990	863,948	0	863,948	1,860,990	841,177	22,771	0	0	0	☺
Total for Bereavement Services	2,724,938	1,860,990	863,948	0	863,948	1,860,990	841,177	22,771	0	0	0	
Better for Less - Mobile Working	319,280	109,623	209,657	0	209,657	131,858	209,657	0	0	0	0	☹
Better for Less CRM System	1,277,443	1,485,092	(207,649)	0	(207,649)	65,294	65,294	0	0	0	(272,943)	☹
Better for Less Document Manager	803,277	236,947	566,330	0	566,330	17,599	293,387	0	0	0	272,943	☹
Total for Better for Less	2,400,000	1,831,662	568,338	0	568,338	214,751	568,338	0	0	0	0	
Building Repair and Maintenance Fund	4,129,500	2,373,254	1,756,246	0	1,756,246	37,764	667,000	530,000	380,000	179,246	0	☺
Pentagon Staff Car Park (BRMF funded)	160,000	149,662	10,338	0	10,338	0	10,338	0	0	0	0	☺
Gun Wharf Reception & Signage	100,000	87,305	12,695	0	12,695	680	12,695	0	0	0	0	☺
Strood Riverside supporting work for CPO and land acquisition	20,939,945	20,252,989	686,956	0	686,956	0	100,000	200,000	200,000	186,956	0	☺
Total for Property, Buildings & Design	25,329,445	22,863,210	2,466,235	0	2,466,235	38,444	790,033	730,000	580,000	366,202	0	
Grand total	34,150,357	28,528,627	4,030,147	1,591,583	5,621,730	2,183,018	2,798,239	1,667,092	662,812	366,202	(127,385)	

This page is intentionally left blank

Description Of Scheme	Approved Total Scheme Budget	Total Expenditure from date of adoption to 31 March 2013	Remaining Approval					Spend Forecast for Later Years			Total Project Variance	Status
			Rolled Forward from Earlier Years	New Approvals	Remaining Scheme Budget	Spend and Commitments	Forecast Outturn	2014/2015	2015/2016	2016/2017 and future years		
Modernisation and Transformation	1,804,562	915,838	586,723	302,001	888,724	0	888,724	0	0	0	0	😊
Occupational Therapy Adaptations	1,311,084	1,068,279	8,205	234,600	242,805	34,881	242,805	0	0	0	0	😊
Mental Health - Vocational Rehabilitation, Community bridge-building and basic IT skills provision	297,364	297,364	0	0	0	12,064	0	0	0	0	0	😐
Changing Places	105,000	45,321	59,679	0	59,679	0	59,679	0	0	0	0	😐
ASC Mobile Working	114,501	0	114,501	0	114,501	0	114,501	0	0	0	0	😐
Integrated Care Management System	1,317,895	299,015	1,018,880	0	1,018,880	201,723	617,157	200,000	201,723	0	0	😊
Total for Adult Social Care	4,950,406	2,625,817	1,787,988	536,601	2,324,589	248,668	1,922,866	200,000	201,723	0	0	
Aiming High for Disabled Children	799,184	396,145	199,401	203,638	403,039	0	403,039	0	0	0	0	😐
Total for Commissioning	799,184	396,145	199,401	203,638	403,039	0	403,039	0	0	0	0	
CYC - Gillingham North	20,893	0	20,893	0	20,893	20,893	20,893	0	0	0	0	😐
Cyber Youth Connection	19,084	0	19,084	0	19,084	19,084	33,206	33,206	0	0	47,328	😐
Total for Inclusion	39,977	0	39,977	0	39,977	39,977	54,099	33,206	0	0	47,328	
All Saints Childrens Centre - Cafe Improvement Works	65,000	5,763	59,237	0	59,237	890	59,237	0	0	0	0	😐
Early Years Nursery Provision	560,659	0	0	560,659	560,659	0	200,000	360,659	0	0	0	😊
Total for Early Years	625,659	5,763	59,237	560,659	619,896	890	259,237	360,659	0	0	0	
Medway Grid for Learning - Broadband Connectivity	2,164,620	1,607,314	557,306	0	557,306	55,793	279,050	278,256	0	0	0	😊
Medway UTC Development	94,000	39,051	54,949	0	54,949	4,419	25,000	29,949	0	0	0	😊
Will Adams Diploma Project	50,000	40,585	9,415	0	9,415	0	0	0	0	0	(9,415)	😊
Diploma Gateway - Medway Partnership	856,000	850,066	5,934	0	5,934	0	0	0	0	0	(5,934)	😊
Total for Advisors Projects	3,164,620	2,537,016	627,604	0	627,604	60,212	304,050	308,205	0	0	(15,349)	
Lordswood Primary Amalgamation Works	1,235,956	1,235,956	0	0	0	74	74	0	0	0	74	😊
Oaklands Primary Amalgamation Works	1,875,991	1,875,991	0	0	0	500	500	0	0	0	500	😐
Napier Primary Expansion following relocation of Robert Napier 6th form	2,442,396	2,442,396	0	0	0	2,680	2,630	0	0	0	2,630	😐
Walderslade Primary - New Build	5,510,000	5,510,000	0	0	0	19,197	19,197	0	0	0	19,197	😐
Total for Primary Strategy	11,064,343	11,064,343	0	0	0	22,451	22,401	0	0	0	22,401	
Academy Prog Proj Mgmt & Tech Advisory	172,134	112,134	9,379,890	(9,319,890)	60,000	9,379,890	60,000	0	0	0	0	😊
Brompton Academy - New Build	24,190,630	17,581,223	0	6,609,407	6,609,407	3,594,951	6,609,407	0	0	0	0	😊
Strood Academy - New Build	28,124,168	27,859,544	0	264,624	264,624	52,225	264,624	0	0	0	(0)	😐
Bishop of Rochester Academy - New Build	25,353,466	21,322,284	0	4,031,182	4,031,182	1,821,739	4,031,182	0	0	0	0	😊
Total for Academies Programme	77,840,398	66,875,185	9,379,890	1,585,323	10,965,213	14,848,805	10,965,213	0	0	0	(0)	

Description Of Scheme	Approved Total Scheme Budget	Total Expenditure from date of adoption to 31 March 2013	Remaining Approval				Spend Forecast for Later Years			Total Project Variance	Status	
			Rolled Forward from Earlier Years	New Approvals	Remaining Scheme Budget	Spend and Commitments	Forecast Outturn	2014/2015	2015/2016			2016/2017 and future years
SEN Projects	2,916,522	10,920	2,905,602	0	2,905,602	16,450	500,000	2,405,602	0	0	0	☺
Total for SEN Strategy	2,916,522	10,920	2,905,602	0	2,905,602	16,450	500,000	2,405,602	0	0	0	
Basic Needs Programme	5,707,306	2,660	3,251,959	2,452,687	5,704,646	0	0	4,605,646	0	0	(1,099,000)	☺
Wainscott Primary Expansion to 2FE	3,923,471	586,807	(536,807)	3,873,471	3,336,664	26,413	3,506,664	0	0	0	170,000	☹
Basic Needs - Programme Management	90,000	90,000	0	0	0	0	0	0	0	0	0	☺
Basic Need - Greenvale	345,711	345,711	0	0	0	595	174,000	0	0	0	174,000	☹
Elaine Primary - Expansion Works	623,867	623,867	0	0	0	0	0	0	0	0	0	☺
Brompton Westbrook Primary - Expansion to 2FE	10,000	0	10,000	0	10,000	2,700	250,000	0	0	0	240,000	☺
Chatham Primary Academy	50,000	14,587	35,413	0	35,413	41,176	535,413	0	0	0	500,000	☺
Saxon Way Primary - Expansion to 2FE	0	0	0	0	0	123	15,000	0	0	0	15,000	☺
Total for Basic Needs	10,750,355	1,663,632	2,760,565	6,326,158	9,086,723	71,007	4,481,077	4,605,646	0	0	0	
Various Schools - Kitchen Renovation	589,399	419,739	69,660	100,000	169,660	250	169,660	0	0	0	0	☹
Abbey Court - Hydrotherapy Pool	65,240	40,240	25,000	0	25,000	25,000	25,000	0	0	0	0	☺
The Pilgrim CE Primary School	3,232,501	3,207,501	25,000	0	25,000	25,000	25,000	0	0	0	0	☺
Total for Other School Projects	3,887,140	3,667,480	119,660	100,000	219,660	50,250	219,660	0	0	0	0	
Condition Programme 2011/12 - Programme Management	270,000	120,000	0	150,000	150,000	150,000	150,000	0	0	0	0	☺
Condition Programme 2012/13 - Roofing	414,280	414,280	0	0	0	0	0	0	0	0	0	☺
Condition Programme 2012/13 - Boilers	1,654,270	1,584,270	0	70,000	70,000	70,000	70,000	0	0	0	0	☺
Condition Programme 2012/13 - Asbestos	129,339	109,339	0	20,000	20,000	20,000	20,000	0	0	0	0	☺
Condition Programme 2012/13 - Electrical Works	52,331	52,331	0	0	0	295	295	0	0	0	295	☹
Condition Programme 2012/13 - Fire Risk Assessment	109,099	109,099	0	0	0	150	150	0	0	0	150	☹
Condition Programme 2012/13 - Security	15,091	15,091	0	0	0	0	0	0	0	0	0	☺
Condition Programme 2012/13 - Water Treatment	158,848	156,848	0	2,000	2,000	2,000	2,000	0	0	0	0	☺
Condition Programme 2012/13 - Other	761,291	271,564	92,000	397,727	489,727	489,727	489,727	0	0	0	0	☺
Condition Programme 2013/14 - Boilers	860,000	0	0	860,000	860,000	860,000	860,000	0	0	0	0	☺
Condition Programme 2013/14 - Roofing	380,000	0	0	380,000	380,000	38,000	380,000	0	0	0	0	☺
Condition Programme 2013/14 - Electrical	215,000	0	0	215,000	215,000	215,000	215,000	0	0	0	0	☺
Condition Programme 2013/14 - Water Mgmt	100,000	0	0	100,000	100,000	100,000	100,000	0	0	0	0	☺

Description Of Scheme	Approved Total Scheme Budget	Total Expenditure from date of adoption to 31 March 2013	Remaining Approval				Spend Forecast for Later Years			Total Project Variance	Status	
			Rolled Forward from Earlier Years	New Approvals	Remaining Scheme Budget	Spend and Commitments	Forecast Outturn	2014/2015	2015/2016			2016/2017 and future years
Condition Programme 2013/14 - FRA	450,000	0	0	450,000	450,000	450,000	450,000	0	0	0	0	☺
Condition Programme 2013/14 - Asbestos	125,000	0	0	125,000	125,000	125,000	125,000	0	0	0	0	☺
Condition Programme 2013/14 - Security	100,000	0	0	100,000	100,000	100,000	100,000	0	0	0	0	☺
Total for Condition Programme	5,794,549	2,832,822	92,000	2,869,727	2,961,727	2,620,172	2,962,172	0	0	0	445	
Sub Total	121,833,153	91,679,123	17,971,924	12,182,106	30,154,030	17,978,882	22,093,814	7,913,318	201,723	0	54,825	
Schools Devolved Formula Capital	33,777,887	32,185,425	1,060,731	531,731	1,592,462	0	366,077	1,226,385	0	0	0	☺
Total for Devolved Formula Capital	33,777,887	32,185,425	1,060,731	531,731	1,592,462	0	366,077	1,226,385	0	0	0	
Grand total	155,611,040	123,864,548	19,032,655	12,713,837	31,746,492	17,978,882	22,459,891	9,139,703	201,723	0	54,825	

This page is intentionally left blank

Description Of Scheme	Approved Gross Cost of Scheme	Total Expenditure from date of adoption to 31 March 2013	Remaining Approval			2013/2014		Spend Forecast for Later Years			Total Project Variance	Status
			Rolled Forward from Earlier Years	New Approvals	Remaining Scheme Budget	Spend and Commitments	Forecast Outturn	2014/2015	2015/2016	2016/2017 and future years		
Eastgate House Improvements	105,183	89,054	67,129	(51,000)	16,129	0	16,129	0	0	0	0	😊
Gillingham Park	611,938	583,259	28,679	0	28,679	28,126	28,679	0	0	0	0	😊
English Heritage - Local Management Arrangement	750,000	607,838	142,163	0	142,163	0	142,163	0	0	0	0	😊
Upnor Castle Visitor Interpretation	91,489	78,071	13,418	0	13,418	388	13,418	0	0	0	0	😊
Rochester Castle Keep Floodlighting	178,952	11,650	140,802	26,500	167,302	0	167,302	0	0	0	0	😊
Beechings Way Pavillion	343,043	17,369	284,822	40,852	325,674	0	325,674	0	0	0	0	😊
Gillingham Green Enhancements	99,751	15,552	84,199	0	84,199	74,147	84,199	0	0	0	0	😊
2011-12 Greenspaces Section 106 Schemes	287,467	179,619	107,848	0	107,848	82,998	107,848	0	0	0	0	😊
Capstone Country Park Environmental Improvements	30,000	0	0	30,000	30,000	0	22,500	3,750	3,750	0	0	😊
Eastgate House Refurbishment - HLF Stage 2 Award	2,120,000	0	0	2,120,000	2,120,000	0	272,302	1,772,378	75,320	0	0	😊
Total for Leisure and Culture	4,617,823	1,582,412	869,059	2,166,352	3,035,411	185,659	1,180,214	1,776,128	79,070	0	0	
Highways - Planned Works Fabric (Capital Receipts)	2,142,814	1,861,497	30,317	251,000	281,317	281,317	281,317	0	0	0	0	😊
Medway Tunnel (LTP) and Grant DfT	6,400,000	2,717,298	3,682,702	0	3,682,702	1,200,000	1,200,000	2,482,702	0	0	0	😊
Leviathan Way	350,000	216,525	133,475	0	133,475	133,475	133,475	0	0	0	0	😊
Island Way	660,000	474,524	185,476	0	185,476	17,844	185,476	0	0	0	0	😊
Four Elms to Tunnel Improvement	224,566	5,795	218,771	0	218,771	15,000	50,000	168,771	0	0	0	😊
Horsted Gyrotory and Ped Improvements	244,104	35,630	208,474	0	208,474	408	8,500	199,974	0	0	0	😊
Highways - Design and Resurfacing (Capital Receipts)	7,088,725	5,993,001	156,724	939,000	1,095,724	1,095,724	1,095,724	0	0	0	0	😊
Highways - Structures and Tunnels (Capital Receipts)	2,248,462	1,683,737	254,725	310,000	564,725	564,725	564,725	0	0	0	0	😊
Highways Maintenance LTP3	6,856,000	4,129,552	573,448	2,153,000	2,726,448	2,273,000	2,273,000	453,448	0	0	0	😊
Darnley Arches Subway (Third Party Contributions)	708,403	181,730	526,673	0	526,673	15,000	100,000	426,673	0	0	0	😊
Section 106 Contributions	690,939	540,955	149,984	0	149,984	88,469	149,984	0	0	0	0	😊
Integrated Transport LTP3	4,875,000	2,389,005	909,995	1,576,000	2,485,995	2,485,995	2,485,995	0	0	0	0	😊
Civic Centre Car Park (Invest to save)	300,000	51,180	248,820	0	248,820	128,126	248,820	0	0	0	0	😊
Railway Street Car Park (Invest to Save)	235,117	42,947	192,170	0	192,170	28,066	192,170	0	0	0	0	😊

Description Of Scheme	Approved Gross Cost of Scheme	Total Expenditure from date of adoption to 31 March 2013	Remaining Approval			2013/2014		Spend Forecast for Later Years			Total Project Variance	Status
			Rolled Forward from Earlier Years	New Approvals	Remaining Scheme Budget	Spend and Commitments	Forecast Outturn	2014/2015	2015/2016	2016/2017 and future years		
Energy Efficiency Scheme	421,500	0	421,500	0	421,500	421,500	421,500	0	0	0	0	☺
Highways Maintenance Fund	390,000	0	0	390,000	390,000	390,000	390,000	0	0	0	0	☺
Weekly Waste Collection Support Scheme	7,000,000	0	0	7,000,000	7,000,000	6,902,373	7,000,000	0	0	0	0	☺
Total for Front Line Services	40,835,628	20,323,374	7,893,254	12,619,000	20,512,254	16,041,022	16,780,686	3,731,568	0	0	0	
Pentagon BS Lease Settlement	381,100	196,100	185,000	0	185,000	0	0	185,000	0	0	0	☺
World Heritage Site & Great Lines Heritage Park - Funding from Chatham History Dockyard Trust & English Heritage	407,265	346,756	60,509	0	60,509	15,494	50,509	10,000	0	0	0	☺
At Fort Project	160,000	14,997	145,003	0	145,003	619	88,863	56,140	0	0	0	☺
Townscape Heritage Initiatives - Grant funded - Heritage Lottery fund and Capital Receipts	1,574,789	1,512,400	62,389	0	62,389	38,994	62,389	0	0	0	0	☺
Watermill Wharf Strood - Funded from Capital Receipts	434,501	431,501	3,000	0	3,000	0	3,000	0	0	0	0	☺
Gillingham Gateway - Section 106 Funding	321,128	316,015	5,113	0	5,113	121	5,113	0	0	0	0	☺
Walls & Gardens	230,985	126,337	104,648	0	104,648	6,169	88,148	16,500	0	0	0	☺
Total for Housing and Regeneration	3,509,768	2,944,106	565,662	0	565,662	61,397	298,022	267,640	0	0	0	
Planned Maintenance	22,418,998	17,480,063	188,935	4,750,000	4,938,935	895,355	4,938,935	0	0	0	0	☺
Disabled Adaptations to Council Dwellings	1,543,437	1,196,364	97,073	250,000	347,073	250,000	250,000	97,073	0	0	0	☺
Total for Housing Revenue Account	23,962,435	18,676,427	286,008	5,000,000	5,286,008	1,145,355	5,188,935	97,073	0	0	0	
Housing Renovation Loans	1,870,787	1,687,451	183,336	0	183,336	183,336	183,336	0	0	0	0	☺
Disabled Facilities Grants	6,327,099	4,872,356	461,026	993,717	1,454,743	717,209	918,561	536,182	0	0	0	☺
Artlands North Kent	502,292	418,292	0	84,000	84,000	45,625	84,000	0	0	0	0	☺
Rochester Riverside Phase 1a Infrastructure	2,500,000	2,308,631	191,369	0	191,369	13,382	35,500	155,869	0	0	0	☺
Rochester Riverside Phase 1a Other	211,000	90,972	120,028	0	120,028	6,344	76,561	43,467	0	0	0	☺
Rochester Riverside GPF	4,410,000	4,744	4,405,256	0	4,405,256	70	600,000	3,000,000	805,256	0	0	☺
Chatham WaterFront GPF	2,999,000	5,000	2,994,000	0	2,994,000	49,135	1,268,000	1,000,000	726,000	0	0	☺
Total for Housing & Regeneration	18,820,178	9,387,446	8,355,015	1,077,717	9,432,732	1,015,101	3,165,958	4,735,518	1,531,256	0	0	

Description Of Scheme	Approved Gross Cost of Scheme	Total Expenditure from date of adoption to 31 March 2013	Remaining Approval		2013/2014		Spend Forecast for Later Years			Total Project Variance	Status	
			Rolled Forward from Earlier Years	New Approvals	Remaining Scheme Budget	Spend and Commitments	Forecast Outturn	2014/2015	2015/2016			2016/2017 and future years
Grand total	91,745,833	52,913,765	17,968,999	20,863,069	38,832,068	18,448,534	26,613,815	10,607,927	1,610,326	0	0	

This page is intentionally left blank

Cabinet Report Member Priorities Quarter 1 2013-2014

Description Of Scheme	Approved Gross Cost of Scheme	Total Expenditure from date of adoption to 31 March 2013	Remaining Approval			2013/2014		Spend Forecast for Later Years			Total Project Variance	Status
			Rolled Forward from Earlier Years	New Approvals	Remaining Scheme Budget	Spend and Commitments	Forecast Outturn	2014/2015	2015/2016	2016/2017 and future years		
Unallocated Member Priorities	283,929	0	422,939	(139,010)	283,929	0	283,929	0	0	0	0	☺
Total for Member Priorities - BSD	283,929	0	422,939	(139,010)	283,929	0	283,929	0	0	0	0	
Hempstead Allotment	203,175	199,800	3,375	0	3,375	3,375	3,375	0	0	0	0	☺
Phase 8 Allotments	75,325	73,576	1,750	0	1,750	0	1,750	0	0	0	0	☺
Traffic calming scheme - Meresborough Road	80,000	59,373	20,627	0	20,627	15,000	15,000	0	0	0	(5,627)	☺
Roundabout & Road Improvements	150,000	149,493	507	0	507	507	507	0	0	0	0	☺
Improvements to Gillingham High Street	50,000	45,486	4,514	0	4,514	1,548	4,514	0	0	0	0	☺
Magpie Hall Road sewer connection	12,450	6,285	6,165	0	6,165	0	5,000	1,165	0	0	0	☺
Grange Road Footway Renovation	28,359	22,431	5,928	0	5,928	5,585	5,928	0	0	0	(0)	☺
Medway Rugby Club Electrics	21,750	11,755	9,996	0	9,996	11,755	9,996	0	0	0	0	☺
Cliffe Woods Play Area	39,400	0	39,400	0	39,400	27,058	39,400	0	0	0	0	☺
Sundridge Hill Crash Barrier	34,170	0	34,170	0	34,170	1,729	34,170	0	0	0	0	☺
Theodore Place Road Improvements	28,000	18,322	9,678	0	9,678	0	9,678	0	0	0	0	☺
The Magpie Centre	23,140	16,929	6,211	0	6,211	6,211	6,211	0	0	0	0	☺
Priestfields Play Area	35,000	0	35,000	0	35,000	0	35,000	0	0	0	0	☺
Memorial Walls Medway Park	28,500	20,000	0	8,500	8,500	8,217	8,500	0	0	0	0	☺
Queen Elizabeth 2nd Fields Fencing, Cinder Path	3,750	0	0	3,750	3,750	0	3,750	0	0	0	0	☺
Princes Avenue Traffic Calming	62,060	0	0	62,060	62,060	0	62,060	0	0	0	0	☺
Rainham Issues	73,200	0	0	73,200	73,200	38,285	73,200	0	0	0	0	☺
Total for Member Priorities - Regeneration, Community & Culture	948,279	623,448	177,321	147,510	324,831	119,270	318,039	1,165	0	0	(5,627)	
Rainham Urbie and Parkwood YC	100,000	83,541	16,459	0	16,459	14,500	16,000	0	0	0	(459)	☹
Total for Member Priorities - Children and Adults	100,000	83,541	16,459	0	16,459	14,500	16,000	0	0	0	(459)	
Grand total	1,332,208	706,989	616,719	8,500	625,219	133,770	617,968	1,165	0	0	(6,086)	