

CABINET

30 OCTOBER 2012

CAPITAL BUDGET MONITORING 2012/2013

Portfolio Holder: Councillor Alan Jarrett, Finance
Report from: Mick Hayward, Chief Finance Officer
Author: Phil Watts, Finance Manager C&A
Kevin Woolmer, Finance Manager BSD / RCC

Summary

This report presents the capital monitoring for the period to September 2012, with an outturn forecast for 2012/13.

1. Budget and policy framework

- 1.1 It is the responsibility of Cabinet to ensure that expenditure for each capital scheme remains within the budget approved by the Council, but it remains the responsibility of Council to approve schemes for inclusion in the capital programme.
- 1.2 The Cabinet is asked to accept this report as urgent to enable Cabinet to receive and consider the latest performance monitoring information at the earliest opportunity.

2. Background

- 2.1 The approved capital programme for 2012/13 and future years amounts to £105.6million, comprising £83.0million in respect of brought forward schemes and £22.6million of new approvals.
- 2.2 This report consolidates the capital monitoring undertaken by each directorate and this is summarised in the appendices. The notes in the main body of the report, below, represent a commentary on areas of concern or items of particular interest.

3. Progress

3.1 Table 1 below summarises the current overall expenditure and the forecast position against the capital programme, representing a summary of the detailed information at Appendix 1. Appendices 2 to 5 show the position by directorate.

Table 1: Summary – capital spend and forecasts

Directorate	Approved Programme	Spend to March 2012	Forecast spend 2012-13	Forecast spend in later years	Forecast Variance
	£'000	£'000	£'000	£'000	£'000
Business Support Department	34,138	26,886	3,195	4,057	0
Children and Adult Services	151,940	79,963	53,400	18,411	(166)
Regeneration, Community and Culture	89,460	64,104	18,465	6,285	(607)
Member Priorities	1,993	996	985	0	(12)
TOTAL	277,531	171,949	76,045	28,753	(785)

3.2 The progress reports utilise a 'smiley face' project monitoring system that indicates progress at a glance. With only a few exceptions, the relevant budget manager has provided the information in the progress fields of the report. The criteria for the 'smiley' rating is as follows:







-  Scheme progressing on time and within budget
-  Scheme progressing on time but not within budget or scheme progressing on budget but not within expected timescales
-  Scheme neither progressing within expected timescales nor within budget.

Table 2 summarises the projects progress. Full detail is shown in the appendices:

Table 2: Project Progress Summary

Progress Monitoring				Total Schemes
BSD	10	2	0	12
Children & Adults	41	17	0	58
RCC	46	6	0	52
Member Priorities	20	1	0	21
Total	117	26	0	143

4. Specific Scheme Monitoring Issues and Completions

83% of schemes are progressing well, forecast to complete on time and to budget.

4.1 Business Support

4.1.1 There have been no changes to the approved programme since the previous report and no schemes are predicting a variance to budget.

4.1.2 However, the scheme in respect of demolition of the Civic Centre was underpinned by anticipated funding of £250,000 from rental income. This will not now be forthcoming and alternative means of funding are being explored.

4.2 Children and Adults

4.2.1 The current 2012/13 capital programme for Children and Adult Services is £71,977,000, which reflects a £638,335 increase in the overall budget since quarter 1. This can be explained by the following:

- £1,642 reduction in the Adult Social Care modernisation and transformation budget, following confirmation of the grant by the Department of Health;
- £600,000 revenue towards the cost of the new social care integrated care management system following approval by Members in July 2012. This contribution is to be funded from the rolled forward Adult Social Care Reform Grant. The balance of the cost, estimated at £717,895, is to be funded from within the existing capital programme - please see 4.2.2 below;
- £39,977 has been added for two new youth projects, CYC Gillingham North £20,893 and Cyber Youth Connection £19,084. This is funded by grant from ERDF France and was approved by Strategic Procurement Board in August 2012.

4.2.2 In addition, the following budget transfers have been made between projects. These budget virements had a nil effect on the overall directorate capital budget. These are also reflected in Table 1 and appendices to this report:

- £160,000 was vired from the Kitchen/Dining project to the Napier Primary Expansion following Relocation of Robert Napier 6th Form project. This is to fund the new kitchen at the primary school;

- The Basic Needs Programme vired £312,326 to Greenvale Infant following Gateway 3 approval for the temporary expansion;
- £458,000 was vired from SEN Projects to Twydall Schools PCP to fund the new hearing impaired unit attached to the school
- A new cost centre for Social Care's 'Integrated Care Management System' has now been set-up with a budget of £1,317,895. A contribution of £600,000 will be funded from the Adult Social Care Reform Grant. The balance of £717,895 has been vired from the uncommitted funds summarised below
 - i. £300,000 from SEN Projects;
 - ii. £217,895 from Medway Grid for Learning;
 - iii. £200,000 from Adult Social Care Transformation.

4.2.3 Against this revised £72.0 million programme the directorate has forecast a roll forward of £19.9 million into future years, reflecting the planned phasing of schemes, with a £166,000 underspend overall.

4.2.4 Members requested a regular update on the progress of the Academies Programme.

Strood Academy

Main building completed on time and on budget and now fully occupied by the Academy. Landscaping and demolition of the old buildings will be completed during 2013. BAM Construction continue to provide good opportunities for local employment with between 50% and 60% local labour being used to date. They are also delivering curriculum projects both for Strood Academy students and students from other schools across Medway. The Strood Academy project has been entered for a Medway Design Award and the whole programme has been entered for a Local Government Chronicle 2013 Public / Private Partnership Award for the partnership between the Council, BAM Construction and Mace Group.

Bishop of Rochester Academy

The works are progressing to time and budget on site. The Academy is working with BAM on a programme of curriculum activities. Local employment levels are similar to those for Strood. The first phase of the move into the new buildings will be in April 2013.

Brompton Academy

The new building is progressing ahead of programme by a month and on budget. The Academy is benefiting from BAM's curriculum offer as the other two academies are. During the demolition phase for the old Youth House buildings considerably more underground asbestos was discovered than anticipated by the surveys. As a result the project team is working with BAM to develop contingency plans should similar levels be discovered during the demolition of the existing main school buildings, so that this does not impact on the programme or budget. As with the other two projects, local employment levels are good at around 65%.

4.3 Regeneration, Community and Culture

4.3.1 Since the previous quarterly report the following additions have been made to the Directorate's capital programme:

- Local Management Agreement LMA £20,000 (English Heritage funded)
- Gillingham Green enhancements £100,000 (s106 funded)
- Play works £93,000 (s106 funded)
- World Heritage Site & Great Lines Heritage Park £23,000 (Grant funded)

4.3.2 One scheme, that for the Gillingham Gateway, is forecasting an overspend (£20,633) although this is a 'worst case' scenario which may well be mitigated with ongoing discussions with the contractor and use of s106 funding.

4.3.3 At its meeting on 2 October, Cabinet agreed to request Council to add £4.410m to the capital programme in respect of infrastructure works at Rochester Riverside. This was agreed at Council on 18 October 2012 and will be included in the monitoring report for quarter 3.

4.4 HCA funded schemes

4.4.1 A number of schemes were completed prior to 2012/13 and consequently do not appear in the appendices (all anticipated costs were accrued into previous years). However, an update will continue to be provided until the final accounts (and requisite funding through prudential borrowing) are confirmed.

4.4.2 The attached appendix indicates that expenditure on the Stoke Crossing Scheme (and the subsequent prudential borrowing requirement) is forecast to be £625,000 less than the capital programme provision. Consequently, the total forecast prudential borrowing requirement is currently £2.834m (see Table 3 below), £634,000 less than that approved. However, this only allows for agreed costs and does not include any allowance for further contractor or statutory undertaker claims.

Table 3

Scheme	Prudential Borrowing Approved (£000s)	Pru. Borr. Utilised to 31/3/2012 (£000s)	Forecast Spend 2012/13 & beyond (£000s)	Pru. Borr 2012/13 & beyond (£000s)	Total Pru Borr. utilised (£000s)	Pru Borr variance (£000s)
Chatham Roads	1,301	1,188	139	139	1,327	26
Bus station	523	551	0	0	551	28
Bus priority / traffic management system	421	358	0	0	358	(63)
Sub total completed schemes	2,245	2,097	139	139	2,236	(9)
Stoke Crossing	1,223		1,407	598	598	(625)
Total	3,468	2,097	1,546	737	2,834	(634)

4.4.3 It should also be noted that the assumed s106 funding of £1.136m which was to fund the A228 dualling Part 1 claims has not been forthcoming. Any unused borrowing approval could be used to meet this shortfall, as could an un-required provision of £150,000 brought forward from a previous A228 scheme.

4.4.4 However, if no further s106 funding is identified then a significant shortfall will remain which would increase if any further costs on the HCA related schemes became payable.

4.5 Members Priorities

4.5.1 The total scheme value is £1.993m of which £0.997m has been carried forward. A sum of £0.567m is currently unallocated to specific schemes. Allocations to the programme made since the previous report are;

- Memorial walls – Medway Park £20,000
- Broomhill Park entrance - £13,000

5. New Schemes and Virements

5.1 Cabinet is requested to note the various virements and reallocations outlined in the body of this report, approved under Directors delegated authority (paragraphs 4.2.1, 4.2.2 and 4.3.1 refer).

6. Conclusions

6.1 This report provides an update on expenditure, to the end of Quarter 2, against the approved capital programme.

7. Risk Management

7.1 The most significant risk facing delivery of the Council's capital programme is maximising external funding for regeneration. The current economic climate is deterring investors from committing substantial sums for development at Rochester Riverside, although a limited scheme is now in progress with Hyde Housing Association and further funding opportunities are being pursued through the Growing Places Fund within the Local Enterprise partnership (LEP) albeit this is interest free loan finance.

8. Financial and Legal Implications

8.1 The financial implications are fully analysed in the report.

9. Recommendations

9.1 That Cabinet notes:

- The spending forecasts summarised at Tables 1 and Appendix 1;
- budget virements and additions as detailed in paragraphs 4.2.1, 4.2.2 and 4.3.1.

10. Suggested Reasons for Decision

- 10.1 Cabinet has the responsibility to ensure effective budgetary control to contain expenditure within the approved limits set by Council.

Lead officer contact

Phil Watts, Finance Manager C&A, Gun Wharf, Tel. (01634) 331196.

E-mail phil.watts@medway.gov.uk .gov.uk

Kevin Woolmer, Finance Manager BSD/RCC, Gun Wharf, Tel (01634) 332151

E-mail kevin.woolmer@medway.gov.uk

Background Papers

Capital budget approved by Council 23 February 2012

<http://democracy.medway.gov.uk/ieListDocuments.aspx?CId=122&MId=2416&Ver=4>

Capital Budget Monitoring 2012/2013 to Cabinet 7 August 2012

<http://democracy.medway.gov.uk/ieListDocuments.aspx?CId=115&MId=2527&Ver=4>

Name of Directorate	Approved gross cost of scheme	Total Expenditure from adoption to 31 March 2012	2012-2013 Approved Programme					Approved Spend forecast for later years			Variance
			Rolled forward from earlier years	New Approvals for 2012-2013	Remaining scheme budget	Spend and commitments to date	Forecast spend in 2012-2013	2013-2014	2014-2015	2015-2016	
	£	£	£	£	£	£	£	£	£	£	£
Business Support	34,137,812	26,886,059	6,283,816	967,938	7,251,754	1,080,688	3,194,658	2,469,149	838,437	749,510	1
Children & Adults	151,939,736	79,962,583	63,844,923	8,132,230	71,977,153	36,563,048	53,399,989	18,411,311	0	0	(165,853)
Regeneration Community & Culture	89,460,510	64,103,696	11,925,622	13,431,193	25,356,815	9,326,837	18,465,226	3,978,198	2,306,581	0	(606,810)
Member's Priorities	1,992,903	995,932	963,801	33,170	996,971	818,270	984,894	0	0	0	(12,077)
Grand Total	277,530,961	171,948,270	83,018,162	22,564,531	105,582,693	47,788,843	76,044,766	24,858,658	3,145,018	749,510	(784,740)

Description Of Scheme	Approved Gross Cost of Scheme	Total Expenditure from date of adoption to 31 March 2012	Remaining Approval					Spend Forecast for Later Years			Total Project Variance	Status
			Rolled Forward from Earlier Years	New Approvals	Remaining Scheme Budget	Spend and Commitments	Forecast Outturn	2013/2014	2014/2015	2015/2016 and future years		
ICT Strategic Fund - Grant & Capital Receipts Funded	2,104,391	1,854,280	250,111	0	250,111	103,562	150,000	100,111	0	0	0	😊
Improving Information Management Grant	529,038	527,472	1,566	0	1,566	0	1,566	0	0	0	0	😊
Total for ICT	2,633,429	2,381,752	251,677	0	251,677	103,562	151,566	100,111	0	0	0	
New Medway Council Website	250,000	232,025	17,975	0	17,975	780	17,975	0	0	0	0	😊
Total for Communications	250,000	232,025	17,975	0	17,975	780	17,975	0	0	0	0	
Mercury Abatement - Dev & Other Contributions and Prul Borrow Funded	2,724,938	232,191	1,524,809	967,938	2,492,747	280,336	1,590,730	843,580	58,437	0	(0)	😊
Total for Bereavement Services	2,724,938	232,191	1,524,809	967,938	2,492,747	280,336	1,590,730	843,580	58,437	0	(0)	
Better for Less - Mobile Working	319,280	28,554	290,726	0	290,726	278,939	81,944	208,782	0	0	0	😊
Better for Less CRM System	1,277,443	878,412	399,031	0	399,031	61,942	253,000	146,031	0	0	0	😊
Better for Less Document Manager	803,277	71,987	731,290	0	731,290	136,555	390,645	340,645	0	0	0	😊
Total for Better for Less	2,400,000	978,953	1,421,047	0	1,421,047	477,436	725,589	695,458	0	0	0	
Building Repair and Maintenance Fund	4,129,500	1,912,077	2,217,423	0	2,217,423	76,020	509,500	630,000	580,000	497,923	0	😊
Pentagon Staff Car Park (BRMF funded)	160,000	115,903	44,097	0	44,097	31,978	44,097	0	0	0	0	😊
Demolition of Civic Centre	800,000	712,459	87,541	0	87,541	108,726	87,541	0	0	0	0	😊
Gun Wharf Reception & Signage	100,000	82,340	17,660	0	17,660	0	17,660	0	0	0	0	😊
Strood Riverside supporting work for CPO and land acquisition	20,939,945	20,238,358	701,587	0	701,587	1,850	50,000	200,000	200,000	251,587	(0)	😊
Total for Property, Buildings & Design	26,129,445	23,061,138	3,068,308	0	3,068,308	218,574	708,798	830,000	780,000	749,510	1	
Grand total	34,137,812	26,886,059	6,283,816	967,938	7,251,754	1,080,688	3,194,658	2,469,149	838,437	749,510	1	

Cabinet Report Children and Adults Capital Monitoring Quarter 2

Description Of Scheme	Approved Total Scheme Budget	Total Expenditure from date of adoption to 31 March 2012	Remaining Approval					Spend Forecast for Later Years			Total Project Variance	Status
			Rolled Forward from Earlier Years	New Approvals	Remaining Scheme Budget	Spend and Commitments	Forecast Outturn	2013/2014	2014/2015	2015/2016 and future years		
Modernisation and Transformation	1,423,879	915,371	434,605	73,903	508,508	9,480	508,508	0	0	0	0	☹️
Occupational Therapy Adaptations	1,076,484	841,127	5,357	230,000	235,357	96,171	235,357	0	0	0	0	😊
Mental Health - Vocational Rehabilitation, Community bridge-building and basic IT skills provision	376,046	297,364	78,682	0	78,682	0	0	0	0	0	(78,682)	😊
Changing Places	105,000	24,548	80,452	0	80,452	0	80,452	0	0	0	0	😊
ASC Mobile Working	114,501	0	114,501	0	114,501	0	114,501	0	0	0	0	☹️
Integrated Care Management System	1,317,895	0	0	1,317,895	1,317,895	36,990	496,800	821,095	0	0	0	☹️
Total for Adult Social Care	4,413,805	2,078,410	713,597	1,621,798	2,335,395	142,641	1,435,618	821,095	0	0	(78,682)	
Aiming High for Disabled Children	595,546	395,346	200,200	0	200,200	0	50,000	150,200	0	0	0	☹️
Total for Commissioning	595,546	395,346	200,200	0	200,200	0	50,000	150,200	0	0	0	
CYC - Gillingham North	20,893	0	0	20,893	20,893	0	20,893	0	0	0	0	😊
Cyber Youth Connection	19,084	0	0	19,084	19,084	0	19,084	0	0	0	0	😊
Total for Inclusion	39,977	0	0	39,977	39,977	0	39,977	0	0	0	0	
All Saints Childrens Centre - Cafe Improvement Works	65,000	4,800	60,200	0	60,200	0	60,200	0	0	0	0	☹️
Total for Early Years	65,000	4,800	60,200	0	60,200	0	60,200	0	0	0	0	
Medway Grid for Learning - Broadband Connectivity	2,164,620	1,526,145	856,370	(217,895)	638,475	14,965	578,475	60,000	0	0	0	☹️
Medway UTC Development	94,000	15,931	78,069	0	78,069	10,000	78,069	0	0	0	0	😊
Will Adams Diploma Project	50,000	30,062	19,938	0	19,938	15,061	19,938	0	0	0	0	😊
Diploma Gateway - Medway Partnership	856,000	850,066	5,934	0	5,934	0	5,934	0	0	0	0	😊
Total for Advisors Projects	3,164,620	2,422,204	960,311	(217,895)	742,416	40,026	682,416	60,000	0	0	0	
Walderslade Primary - New Build	5,510,000	5,510,000	0	0	0	146,171	45,043	0	0	0	45,043	☹️
Primary Strategy Programme	816,473	816,473	48,000	(48,000)	0	0	0	0	0	0	0	😊
Gordon Schools - Amalgamation/PAN Reduction/SEN Hub	98,000	13,270	36,730	48,000	84,730	84,730	84,730	0	0	0	0	😊
All Faiths Primary Basic Need and Suitability Works	2,205,773	1,906,779	298,994	0	298,994	211,117	298,994	0	0	0	0	😊
Oaklands Primary Amalgamation Works	1,792,884	976,428	816,456	0	816,456	769,738	834,100	0	0	0	17,644	☹️
Napier Primary Expansion following relocation of Robert Napier 6th form	2,337,686	1,574,701	602,985	160,000	762,985	636,335	827,622	0	0	0	64,637	☹️
Twydall Schools PCP	1,599,467	140,962	1,000,505	458,000	1,458,505	608,413	1,458,505	0	0	0	0	😊
Total for Primary Strategy	14,360,283	10,938,613	2,803,670	618,000	3,421,670	2,456,504	3,548,994	0	0	0	127,324	
Inspiration Centre - Strood	2,000,000	9,258	1,990,742	0	1,990,742	1,460,695	1,460,695	530,047	0	0	0	😊

Cabinet Report Children and Adults Capital Monitoring Quarter 2

Description Of Scheme	Approved Total Scheme Budget	Total Expenditure from date of adoption to 31 March 2012	Remaining Approval					Spend Forecast for Later Years			Total Project Variance	Status
			Rolled Forward from Earlier Years	New Approvals	Remaining Scheme Budget	Spend and Commitments	Forecast Outturn	2013/2014	2014/2015	2015/2016 and future years		
Academy Prog Proj Mgmt & Tech Advisory	100,000	0	0	100,000	100,000	100,000	100,000	0	0	0	0	☺
Strood Academy - SEN	607,220	7,220	600,000	0	600,000	600,000	600,000	0	0	0	0	☺
Bishop of Rochester - SEN	600,170	2,467	597,703	0	597,703	50,000	50,000	547,703	0	0	0	☺
Brompton Academy - SEN	3,066,607	226	3,066,381	0	3,066,381	0	0	3,066,381	0	0	0	☺
Batched ICT procurement for the Academy programme	5,078	(5,172)	10,250	0	10,250	0	0	0	0	0	(10,250)	☺
Brompton Academy - New Build	20,791,447	2,910,596	17,880,851	0	17,880,851	13,834,450	13,834,450	4,046,401	0	0	0	☺
Decommission Youth House	298,108	264,570	33,538	0	33,538	0	0	0	0	0	(33,538)	☺
Strood Academy - New Build	25,855,124	20,350,320	5,504,804	0	5,504,804	5,464,852	5,464,852	39,952	0	0	0	☺
Bishop of Rochester Academy - New Build	24,197,064	4,016,861	20,180,203	0	20,180,203	5,008,045	16,898,007	3,282,196	0	0	0	☺
Total for Academies Programme	77,520,818	27,556,346	49,864,472	100,000	49,964,472	26,518,042	38,408,004	11,512,680	0	0	(43,788)	
SEN Projects	2,299,622	0	1,545,323	754,299	2,299,622	1,000,190	1,000,190	1,299,432	0	0	0	☺
Abbey Court Rainham - Masterplan	150,000	86,302	63,698	0	63,698	33,398	33,398	30,300	0	0	0	☺
Bradfields Autism Unit	1,500,000	142,805	1,357,195	0	1,357,195	1,357,195	1,357,195	0	0	0	0	☺
SEN - Programme Management	100,000	0	0	100,000	100,000	100,000	100,000	0	0	0	0	☺
Total for SEN Strategy	4,049,622	229,107	2,966,216	854,299	3,820,515	2,490,783	2,490,783	1,329,732	0	0	0	
Basic Needs Programme	2,630,298	2,525	1,780,099	847,674	2,627,773	5,885	350,000	2,277,773	0	0	0	☺
Wainscott Primary Expansion to 2FE	50,000	16,239	33,761	0	33,761	30,000	30,762	2,999	0	0	0	☺
Basic Needs - Programme Management	90,000	0	0	90,000	90,000	90,000	90,000	0	0	0	0	☺
Basic Need - Greenvale	362,326	0	0	362,326	362,326	50,042	362,326	0	0	0	0	☺
Elaine Primary - Expansion Works	633,780	228,949	404,831	0	404,831	273,094	404,831	0	0	0	0	☺
Total for Basic Needs	3,766,404	247,713	2,218,691	1,300,000	3,518,691	449,021	1,237,919	2,280,772	0	0	0	
Various Schools - Kitchen Renovation	484,308	353,723	30,585	100,000	130,585	53,046	130,585	0	0	0	0	☺
Elaine Primary School - Full Service Extended School Community Hub	0	0	0	0	0	3,971	3,971	0	0	0	3,971	☺
Kitchen/Dining Match Funding	377,609	372,518	165,091	(160,000)	5,091	0	5,091	0	0	0	0	☺
Sir Joseph Williamsons DT Block to replace temporary acc	3,249,393	2,483,025	766,368	0	766,368	576,510	576,510	0	0	0	(189,858)	☺
The Pilgrim CE Primary School	3,197,501	3,197,501	0	0	0	10,000	10,000	0	0	0	10,000	☺
Total for Other School Projects	7,308,811	6,406,767	962,044	(60,000)	902,044	643,527	726,157	0	0	0	(175,887)	
Condition Programme 2011/12 - Security	28,425	10,258	18,167	0	18,167	22,791	22,791	0	0	0	4,624	☺
Condition Programme 2011/12 - Programme Management	120,000	0	0	120,000	120,000	120,000	120,000	0	0	0	0	☺

Description Of Scheme	Approved Total Scheme Budget	Total Expenditure from date of adoption to 31 March 2012	Remaining Approval					Spend Forecast for Later Years			Total Project Variance	Status
			Rolled Forward from Earlier Years	New Approvals	Remaining Scheme Budget	Spend and Commitments	Forecast Outturn	2013/2014	2014/2015	2015/2016 and future years		
Condition Programme 2012/13 - Roofing	456,800	0	0	456,800	456,800	395,380	395,380	0	0	0	(61,420)	☺
Condition Programme 2012/13 - Boilers	1,732,000	0	0	1,732,000	1,732,000	1,831,252	1,831,252	0	0	0	99,252	☹
Condition Programme 2012/13 - Asbestos	206,958	0	0	206,958	206,958	191,779	191,779	0	0	0	(15,179)	☹
Condition Programme 2012/13 - Electrical Works	146,900	0	0	146,900	146,900	65,531	65,561	0	0	0	(81,339)	☺
Condition Programme 2012/13 - Fire Risk Assessment	169,500	0	0	169,500	169,500	205,233	205,233	0	0	0	35,733	☹
Condition Programme 2012/13 - Security	11,300	0	0	11,300	11,300	3,090	3,090	0	0	0	(8,210)	☺
Condition Programme 2012/13 - Water Treatment	226,000	0	0	226,000	226,000	202,039	202,039	0	0	0	(23,961)	☺
Condition Programme 2012/13 - Other	215,964	0	0	215,964	215,964	271,644	271,644	0	0	0	55,680	☹
Total for Condition Programme	3,313,847	10,258	18,167	3,285,422	3,303,589	3,308,739	3,308,769	0	0	0	5,180	
Sub Total	118,598,733	50,289,564	60,767,568	7,541,601	68,309,169	36,049,283	51,988,837	16,154,479	0	0	(165,853)	
Silverbank Park	91,354	77,831	6,520	7,003	13,523	6,520	13,523	0	0	0	0	☺
Will Adams Centre	153,021	148,289	(348)	5,080	4,732	4,732	4,732	0	0	0	0	☺
Schools Devolved Formula Capital	33,096,628	29,446,899	3,071,183	578,546	3,649,729	502,513	1,392,897	2,256,832	0	0	0	☺
Total for Devolved Formula Capital	33,341,003	29,673,019	3,077,355	590,629	3,667,984	513,765	1,411,152	2,256,832	0	0	0	
Grand total	151,939,736	79,962,583	63,844,923	8,132,230	71,977,153	36,563,048	53,399,989	18,411,311	0	0	(165,853)	

Description Of Scheme	Approved Gross Cost of Scheme	Total Expenditure from date of adoption to 31 March 2012	Remaining Approval					Spend Forecast for Later Years			Total Project Variance	Status
			Rolled Forward from Earlier Years	New Approvals	Remaining Scheme Budget	Spend and Commitments	Forecast Outturn	2013/2014	2014/2015	2015/2016 and future years		
Compass Close Amenity Works	257,597	253,932	3,665	0	3,665	0	3,665	0	0	0	0	😊
Gillingham Park	610,988	552,083	14,775	44,130	58,905	2,244	58,906	0	0	0	1	😊
Wildlife Habitat at Motney Fields	70,000	67,542	2,458	0	2,458	0	2,458	0	0	0	0	😊
Greenspace Initiatives	407,580	269,094	136,106	2,380	138,486	8,489	138,486	0	0	0	0	😊
2011-12 Greenspaces Section 106 Schemes	287,467	63,220	139,281	84,966	224,247	71,945	224,247	0	0	0	0	😊
Brook Pumping Station Subsidence	249,492	232,222	17,270	0	17,270	0	17,270	0	0	0	0	😊
Opening the Doors - Guildhall Museum	180,000	162,240	17,760	0	17,760	7,417	17,760	0	0	0	0	😊
Eastgate House Improvements	156,183	89,054	67,129	0	67,129	0	0	67,129	0	0	0	😊
English Heritage - Local Management Arrangement	750,000	591,900	138,100	20,000	158,100	6,965	60,000	66,000	32,100	0	0	😊
Upnor Castle Visitor Interpretation	91,489	72,677	18,812	0	18,812	6,405	18,812	0	0	0	0	😊
Rochester Castle Keep Floodlighting	90,000	6,000	84,000	0	84,000	0	84,000	0	0	0	0	😊
Eastgate House HLF Bid - Round 2	105,000	37,086	67,914	0	67,914	35,110	67,914	0	0	0	0	😊
Beechings Way Pavillion	302,191	0	0	302,191	302,191	692	40,000	262,191	0	0	0	😊
2012-13 Sec 106 Play Works	92,643	0	0	92,643	92,643	7,124	92,643	0	0	0	0	😊
Gillingham Green Enhancements	99,751	0	0	99,751	99,751	290	99,751	0	0	0	0	😊
Total for Leisure and Culture	3,750,381	2,397,050	707,270	646,061	1,353,331	146,681	925,912	395,320	32,100	0	1	
Highways - Planned Works Fabric (Capital Receipts)	1,891,814	1,641,583	(769)	251,000	250,231	250,231	250,231	0	0	0	0	😊
Medway Tunnel (LTP Borrowing) and Grant DfT	6,400,000	2,589,760	3,810,240	0	3,810,240	7,650	810,392	1,000,000	1,999,848	0	0	😊
Leviathan Way	350,000	0	0	350,000	350,000	78,000	328,700	21,300	0	0	0	😊
Island Way	660,000	0	0	660,000	660,000	245,000	639,200	20,800	0	0	0	😊
Four Elms to Tunnel Improvement	224,566	0	0	224,566	224,566	4,000	45,000	179,566	0	0	0	😊
Horsted Gyrotory and Ped Improvements	244,104	0	0	244,104	244,104	14,500	21,000	223,104	0	0	0	😊
Highways - Design and Resurfacing (Capital Receipts)	6,149,725	5,000,312	210,413	939,000	1,149,413	949,338	1,149,413	0	0	0	0	😊
Highways - Structures and Tunnels (Capital Receipts)	1,938,462	1,409,783	218,679	310,000	528,679	117,288	528,679	0	0	0	0	😊
Highways Responsive Large Patching	250,000	209,379	40,621	0	40,621	36,230	40,621	0	0	0	0	😊
Highways Responsive Resurfacing	500,000	439,322	60,678	0	60,678	53,786	60,678	0	0	0	0	😊
Highways Maintenance LTP3	4,703,000	2,017,376	335,624	2,350,000	2,685,624	2,241,397	2,685,624	0	0	0	0	😊

Description Of Scheme	Approved Gross Cost of Scheme	Total Expenditure from date of adoption to 31 March 2012	Remaining Approval					Spend Forecast for Later Years			Total Project Variance	Status
			Rolled Forward from Earlier Years	New Approvals	Remaining Scheme Budget	Spend and Commitments	Forecast Outturn	2013/2014	2014/2015	2015/2016 and future years		
Darnley Arches Subway (Third Party Contributions)	708,403	145,791	420,998	141,614	562,612	23,000	562,612	0	0	0	0	😊
Section 106 Contributions	601,776	396,007	426,335	(220,566)	205,769	89,000	185,769	20,000	0	0	0	😊
Floodlighting (Capital Receipts)	27,000	23,231	3,769	0	3,769	52	3,769	0	0	0	0	😊
Residential Part 1 claims	0	0	0	0	0	(236,795)	0	0	0	0	0	😊
Stoke Crossing (HCA Grant and S.106)	15,285,006	13,252,794	2,032,212	0	2,032,212	895,000	1,348,500	49,000	10,000	0	(624,712)	😊
Integrated Transport LTP3	3,299,000	1,646,814	76,186	1,576,000	1,652,186	245,000	1,367,186	285,000	0	0	0	😊
Civic Centre Car Park (Invest to save)	300,000	51,180	248,820	0	248,820	0	0	248,820	0	0	0	😊
Railway Street Car Park (Invest to Save)	235,117	11,875	158,125	65,117	223,242	1,875	223,242	0	0	0	0	😊
Total for Front Line Services	43,767,973	28,835,207	8,041,931	6,890,835	14,932,766	5,014,552	10,250,616	2,047,590	2,009,848	0	(624,712)	
World Heritage Site & Great Lines Heritage Park - Funding from Chatham Historic Dockyard Trust & English Heritage	397,315	315,329	59,486	22,500	81,986	9,439	72,500	9,486	0	0	0	😊
Artlands North Kent - Funding from Arts Council England SE and KCC	374,000	263,919	0	110,081	110,081	74,881	110,081	0	0	0	0	😊
Innovation Centre Medway Phase 2 - Funded from Prudential Borrowing	8,890,000	8,875,504	14,496	0	14,496	14,496	14,496	0	0	0	0	😊
Watermill Wharf Strood - Funded from Capital Receipts	434,501	431,501	3,000	0	3,000	0	3,000	0	0	0	0	😊
Gillingham Gateway - Section 106 Funding	321,128	114,952	206,176	0	206,176	205,830	226,809	0	0	0	20,633	😊
Walls & Gardens	230,985	33,023	197,962	0	197,962	70,656	115,462	66,000	16,500	0	0	😊
Pentagon BS Lease Settlement	381,100	196,100	185,000	0	185,000	0	0	0	185,000	0	0	😊
Bus Shelters	13,422	0	6,878	6,544	13,422	13,422	13,422	0	0	0	0	😊
Townscape Heritage Initiatives - Grant funded - Heritage Lottery fund and Capital Receipts	1,574,789	1,483,119	116,882	(25,212)	91,670	91,670	91,670	0	0	0	0	😊
Housing Renovation Loans	1,866,477	1,500,788	339,305	26,384	365,689	228,537	108,179	257,510	0	0	0	😊
Energy Efficiency Top-Up Grants	71,673	68,940	2,733	0	2,733	0	0	0	0	0	(2,733)	😊
Crisis Grants	290,000	289,865	135	0	135	0	135	0	0	0	0	😊
Empty Homes	268,082	265,440	2,642	0	2,642	1,442	2,642	0	0	0	0	😊
Disabled Facilities Grants	5,155,249	4,135,429	280,820	739,000	1,019,820	821,320	384,680	635,140	0	0	0	😊
Total for Housing, Development and Transport	20,268,721	17,973,911	1,415,515	879,297	2,294,812	1,531,693	1,143,076	968,136	201,500	0	17,902	
Rochester Riverside Phase 1a Other	211,000	21,601	189,399	0	189,399	976	63,133	63,133	63,133	0	0	😊
Rochester Riverside Phase 1a Infrastructure	2,500,000	1,276,250	1,223,750	0	1,223,750	666,638	875,865	347,885	0	0	0	😊
Total for HCA related projects	2,711,000	1,297,851	1,413,149	0	1,413,149	667,614	938,998	411,018	63,133	0	0	

Description Of Scheme	Approved Gross Cost of Scheme	Total Expenditure from date of adoption to 31 March 2012	Remaining Approval					Spend Forecast for Later Years			Total Project Variance	Status
			Rolled Forward from Earlier Years	New Approvals	Remaining Scheme Budget	Spend and Commitments	Forecast Outturn	2013/2014	2014/2015	2015/2016 and future years		
Planned Maintenance	17,668,998	12,612,375	291,623	4,765,000	5,056,623	1,850,323	5,056,623	0	0	0	0	☺
Disabled Adaptations to Council Dwellings	1,293,437	987,303	56,134	250,000	306,134	115,974	150,000	156,134	0	0	0	☺
Total for Housing Revenue Account	18,962,435	13,599,678	347,757	5,015,000	5,362,757	1,966,297	5,206,623	156,134	0	0	0	
Grand total	89,460,510	64,103,696	11,925,622	13,431,193	25,356,815	9,326,837	18,465,226	3,978,198	2,306,581	0	(606,809)	

Description Of Scheme	Approved Gross Cost of Scheme	Total Expenditure from date of adoption to 31 March 2012	Remaining Approval					Spend Forecast for Later Years			Total Project Variance	Status
			Rolled Forward from Earlier Years	New Approvals	Remaining Scheme Budget	Spend and Commitments	Forecast Outturn	2013/2014	2014/2015	2015/2016 and future years		
Unallocated Member Priorities	566,714	0	566,714	0	566,714	566,714	566,714	0	0	0	0	☺
Total for Member Priorities - Business Support	566,714	0	566,714	0	566,714	566,714	566,714	0	0	0	0	
Hempstead Allotment	203,175	137,384	65,791	0	65,791	57,567	65,791	0	0	0	0	☺
Phase 8 Allotments	75,325	55,028	20,297	0	20,297	16,016	20,297	0	0	0	0	☺
Traffic calming scheme - Meresborough Road	80,000	58,064	21,936	0	21,936	15,000	21,936	0	0	0	0	☺
Road Speed Warning Signs	471,000	470,307	693	0	693	139	693	0	0	0	0	☺
Roundabout & Road Improvements	150,000	148,907	1,093	0	1,093	1,093	1,093	0	0	0	0	☺
Improvements to Gillingham High Street	50,000	41,825	8,175	0	8,175	2,309	8,175	0	0	0	0	☺
Lyllall Way Playspace Scheme	13,654	12,602	1,052	0	1,052	908	616	0	0		(436)	☺
Magpie Hall Road sewer connection	12,450	5,985	6,465	0	6,465	0	6,465	0	0	0	0	☺
Adult Play Fitness For All	97,612	30,169	67,443	0	67,443	68,051	66,676	0	0	0	(767)	☺
Moonstone Drive Play Area	11,300	0	11,300	0	11,300	11,300	11,300	0	0	0	0	☺
Grange Road Footway Renovation	28,359	0	28,359	0	28,359	18,870	18,870	0	0	0	(9,489)	☺
Lower Bloors Lane Allotment Fence	19,200	0	19,200	0	19,200	17,454	19,200	0	0	0	0	☺
Princes Park Anti Vandal Project	4,794	3,995	799	0	799	0	1	0	0	0	(798)	☺
Medway Rugby Club Electrics	21,750	3,150	18,600	0	18,600	7,033	18,600	0	0	0	0	☺
Beechings Field Monster Shelter	11,000	0	11,000	0	11,000	10,300	11,000	0	0	0	0	☺
Broomhill Park Entrance	13,170	0	0	13,170	13,170	0	13,170	0	0	0	0	☺
Theodore Place Road Improvements	28,000	11,890	16,110	0	16,110	5,641	8,550	0	0	0	(7,560)	☺
The Close new street lighting	15,400	13,480	1,920	0	1,920	1,920	1,920	0	0	0	0	☺
Memorial Walls Medway Park	20,000	0	0	20,000	20,000	2,350	26,973	0	0	0	6,973	☺
Total for Member Priorities - Regeneration, Community & Culture	1,326,189	992,786	300,233	33,170	333,403	235,951	321,326	0	0	0	(12,077)	
Rainham Urbie and Parkwood YC	100,000	3,146	96,854	0	96,854	15,605	96,854	0	0	0	0	☺
Total for Member Priorities - Children and Adults	100,000	3,146	96,854	0	96,854	15,605	96,854	0	0	0	0	
Grand total	1,992,903	995,932	963,801	33,170	996,971	818,270	984,894	0	0	0	(12,077)	

