

**BUSINESS SUPPORT  
OVERVIEW AND SCRUTINY COMMITTEE  
8 AUGUST 2012**

**CAPITAL BUDGET MONITORING 2012/2013 – QUARTER 1**

Report from: Mick Hayward, Chief Finance Officer

Author: Phil Watts, Finance Manager, Children and Adults

Kevin Woolmer, Finance Manager, Business Support/Regeneration, Community and Culture

**Summary**

This report presents the capital monitoring for the period to June 2012, with an outturn forecast for 2012/2013.

**1. Budget and policy framework**

1.1 It is the responsibility of Cabinet to ensure that expenditure for each capital scheme remains within the budget approved by the Council, but it remains the responsibility of Council to approve schemes for inclusion in the capital programme.

**2. Background**

2.1 The approved capital programme for 2012/13 and future years is £104.6m, being £82.9m in respect of brought forward schemes and £21.7m in respect of new approvals.

2.2 This report consolidates the capital monitoring undertaken by each directorate and this is summarised in the appendices. The accompanying narrative provides a brief description of each scheme, describing the progress of each and the outputs achieved. The notes in the main body of the report, below, represent a commentary on areas of concern or items of particular interest.

**3. Progress**

3.1 Table 1 below summarises the current overall expenditure and the forecast position against the capital programme, representing a summary of the detailed information at Appendix 1. Appendices 2 to 5 show the position by directorate.

**Table 1: Summary – capital spend and forecasts**

Directorate	Approved Programme	Spend to March 2012	Forecast spend 2012-13	Forecast spend in later years	Forecast Variance
	£'000	£'000	£'000	£'000	£'000
Business Support Department	34,138	26,886	3,794	3,458	0
Children and Adult Services	142,594	71,255	51,296	19,943	(101)
Regeneration, Community and Culture	89,225	64,104	18,883	5,554	(685)
Member Priorities	1,892	993	899	0	0
<b>TOTAL</b>	<b>267,849</b>	<b>163,238</b>	<b>75,872</b>	<b>27,955</b>	<b>(786)</b>

3.2 The progress reports utilise a 'smiley face' project monitoring system that indicates progress at a glance. With only a few exceptions, the relevant budget manager has provided the information in the progress fields of the report. The criteria for the 'smiley' rating is as follows:







-  Scheme progressing on time and within budget
-  Scheme progressing on time but not within budget or scheme progressing on budget but not within expected timescales
-  Scheme neither progressing within expected timescales nor within budget.

Table 2 summarises the projects progress. Full detail is shown in the appendices:

**Table 2: Project Progress Summary**

Progress Monitoring				Total Schemes
BSD	11	1	0	12
Children & Adults	70	5	0	75
RCC	49	1	0	50
Member Priorities	18	0	0	18
<b>Total</b>	<b>147</b>	<b>8</b>	<b>0</b>	<b>155</b>

#### **4. Specific Scheme Monitoring Issues and Completions**

95% of schemes are progressing well, forecast to complete on time and to budget.

##### **4.1 Business Support**

4.1.1 Council only agreed one addition to the Business Support Department's capital programme – an increase of £967,938 to the Mercury Abatement project. To this has been added £6.3 million rolled forward from the 2011/12 programme, giving the directorate a total capital programme of £7.3 million this year.

4.1.2 The directorate forecast reflects the planned phasing of expenditure and forecasts a roll forward of £3.5 million into future years. There are no areas of concern to report.

##### **4.2 Children and Adults**

4.2.1 At its meeting on 23 February, Council agreed a 2012/13 capital programme of £7.5 million for the Children and Adult Services directorate. To this has been added £63.8 million rolled forward from the 2011/12 programme.

4.2.2 Since the broad 2012/13 capital allocations were agreed by Council, a number of minor allocations have been made to specific schemes, whilst other capital budgets have been subdivided to reflect the detailed proposals behind the headline figures. These virements comprise the following:

- £50,000 of Basic Needs grant was allocated to the Greenvale Primary School project;
- The £48,000 balance of rolled forward Primary Strategy grant has been allocated to fund minor works at Gordon Primary;
- The 2012/13 Condition Programme has been sub-analysed across broad headings, including roofing works and boiler replacements.

4.2.3 Cabinet is also requested to approve the virement of £458,000 from the SEN Strategy budget to fund a specialist hearing impairment unit. This would be delivered as a contract variation to the Twydall Primary School project under the Primary Strategy programme.

4.2.4 Against this revised £71.3 million programme the directorate has forecast a roll forward of £19.9 million into future years, reflecting the planned phasing of schemes and which it is anticipated will be spent in full in future years.

4.2.5 Excellent progress has been made in delivering the Primary Strategy for Change, with the Walderslade Primary, Lordswood Primary, Thamesview Primary projects all complete. All Faiths, Oaklands and Napier should be completed over the Summer break and the Twydall Primary scheme by October. The extended school hub at Elaine Primary has also been completed.

- 4.2.6 The capital monitoring includes a standing item to update Members on the progress of the Council's Academies programme:

Strood Academy

The main building, valued at around £25 million, was completed on 6 July 2012 both on time and within budget. Landscaping and demolition of the old buildings will be completed during 2013. BAM Construction continue to provide good opportunities for local employment with between 50% and 60% local labour being used to date. They are also delivering curriculum projects for both Strood Academy students and students from other schools across Medway. An item will be appearing in the August issue of Medway Matters giving more details.

Bishop of Rochester Academy

The works are progressing on site, to time and within budget, with the concrete frame completed and most of the brickwork panels installed. In some areas the roof is complete and internal work is underway. The Academy is working with BAM on a programme of curriculum activities. Local employment levels are similar to those for Strood.

Brompton Academy

The new building is progressing to time and within budget and the Public Right of Way has been realigned following formal consultation. The Academy is benefiting from BAM's curriculum offer as the other two academies are. During the demolition phase for the old Youth House buildings, considerably more underground asbestos was discovered than anticipated by the surveys. As a result the project team is working with BAM to develop contingency plans should similar levels be discovered during the demolition of the existing main school buildings, so that this does not impact on the programme or budget. Local employment levels are similar to those for Strood.

### **4.3 Regeneration, Community and Culture**

- 4.3.1 At it's meeting on 23 February, Council agreed a 2012/13 capital programme of £5.426 million for the Regeneration, Community and Culture directorate. To this has been added £11.926 million rolled forward from the 2011/12 programme.
- 4.3.2 Since Council agreed the 2012/13 capital programme, a number of allocations have been made to specific schemes, amounting to £7.77 million:
- Railway Street Car Park £65,000
  - Darnley Arches £142,000
  - Island Way Adoption Works £660,000
  - Leviathan Way adoption works £350,000
  - Four Elms to Tunnel Improvements £225,000
  - Horsted Gyrotory and Pedestrian Improvements £244,000
  - Artlands £110,000
  - Bus Shelters £6,000
  - Gillingham Park £ £44,000
  - Greenspace Initiatives £2,000
  - Greenspace Schemes £85,000

- Beechings Way Pavilion £302,000
- Housing Renovations Loans £26,000
- Disabled Facilities Grant £739,000
- Housing Planned Maintenance ££4.765m
- Disabled Adoptions to Council Dwellings £250,000

4.3.3 In addition to the new approvals listed above, there has been a reduction of £221,000 from the Section 106 scheme to part fund the Four Elms to Tunnel scheme and a reduction of £25,000 to the Townscape Heritage Initiatives scheme due to a reduction in external funding.

4.3.4 There are currently no schemes forecasting an overspend. The Stoke Crossing scheme is showing a significant underspend of £685,000 since additional funding was approved.

#### 4.4 HCA funded schemes

4.4.1 A number of schemes were completed prior to 2012/13 and consequently do not appear in the appendices (all anticipated costs were accrued into previous years). However, an update will continue to be provided until the final accounts (and requisite funding through prudential borrowing) are confirmed.

Scheme	Prudential Borrowing Approved (£000s)	Utilised to 31/3/2012 (£000s)	Spend forecast 2012/13 (£000s)	Total utilised (£000s)
Chatham Roads		1,188	0	1,188
Bus station		551	0	551
Bus priority / traffic management system		358	0	358
<b>Sub total completed schemes</b>		<b>2,097</b>	<b>0</b>	<b>2,097</b>
Stoke Crossing**		0	539	539
<b>Total</b>	<b>3,468</b>	<b>2,097</b>	<b>539</b>	<b>2,636</b>

\*\* The remaining spend on Stoke Crossing is forecast at £1,347,552 (£1.2m 12/13, £147,552 13/14). The approved programme still assumes funding of £1.136m from developer contributions, £326,875 of which is required to replenish the General Reserve used for funding 2011/12 spend. The balance of £809k when applied to expenditure of £1.348m leaves a call of £539k on prudential borrowing representing an underspend of £685,000 against previous expectation.

#### 4.5 Members Priorities

4.5.1 The total scheme value is £1.892m of which £0.899m has been carried forward. A sum of £0.599m is currently unallocated to specific schemes. Allocations to the programme made in the latter part of the previous financial year but not yet reported to Members' include;

- Footpath North Dane Way £4,295
- Princes Park Anti Vandal Project £4,794
- Medway Rugby Club £21,750
- Beechings Field Monster Shelter £8,232

## **5. New Schemes and Virements**

5.1 Cabinet is requested to note the various virements and reallocations outlined in paragraphs 4.2.2 and 4.3.2, approved under Directors delegated authority.

## **6. Conclusions**

6.1 This report provides an update on expenditure, to the end of Quarter 1, against the approved capital programme.

## **7. Risk Management**

7.1 The most significant risk facing delivery of the Council's capital programme is maximising external funding for regeneration. The current economic climate is deterring investors from committing substantial sums for development at Rochester Riverside, although a limited scheme is now in progress with Hyde Housing Association and further funding opportunities are being pursued through the Growing Places Fund within the Local Enterprise partnership (LEP) albeit this is interest free loan finance.

## **8. Financial and Legal Implications**

8.1 The financial implications are fully analysed in the report.

## **9. Recommendations**

9.1 That Members note the spending forecasts summarised at Tables 1 and budget virements as detailed in paragraphs 4.2.2, 4.2.3 and 4.3.2.

### **Lead officer contact**

Phil Watts, Finance Manager

Tel. (01634) 331196. e-mail: [phil.watts@medway.gov.uk](mailto:phil.watts@medway.gov.uk)

Kevin Woolmer, Finance Manager

Tel (01634) 332151 e-mail: [kevin.woolmer@medway.gov.uk](mailto:kevin.woolmer@medway.gov.uk)

### **Background papers**

Capital budget approved by Council 23 February 2012

Monthly monitoring returns submitted by budget managers

Capital Budget Monitoring report to Cabinet 7 August 2012

Name of Directorate	Approved gross cost of scheme	Total Expenditure from adoption to 31 March 2012	2012-2013 Approved Programme					Approved Spend forecast for later years			Variance
			Rolled forward from earlier years	New Approvals for 2012-2013	Remaining scheme budget	Spend and commitments to date	Forecast spend in 2012-2013	2013-2014	2014-2015	2015-2016	
	£	£	£	£	£	£	£	£	£	£	£
<b>Business Support</b>	34,137,812	26,886,059	6,283,816	967,938	7,251,754	1,008,093	3,794,401	2,115,406	767,437	574,509	0
<b>Children &amp; Adults</b>	142,593,900	71,255,082	63,844,923	7,493,895	71,338,818	11,152,295	51,295,603	19,942,571	0	0	(100,644)
<b>Regeneration Community &amp; Culture</b>	89,224,882	64,103,696	11,925,622	13,195,565	25,121,187	5,467,668	18,882,768	3,330,999	2,222,760	0	(684,659)
<b>Member's Priorities</b>	1,891,733	992,786	898,947	0	898,947	370,697	898,947	0	0	0	0
<b>Grand Total</b>	<b>267,848,327</b>	<b>163,237,623</b>	<b>82,953,308</b>	<b>21,657,398</b>	<b>104,610,706</b>	<b>17,998,753</b>	<b>74,871,719</b>	<b>25,388,976</b>	<b>2,990,197</b>	<b>574,509</b>	<b>(785,303)</b>





Description Of Scheme	Approved Gross Cost of Scheme	Total Expenditure from date of adoption to 31 March 2012	Remaining Approval				Spend Forecast for Later Years			Total Project Variance	Status	
			Rolled Forward from Earlier Years	New Approvals	Remaining Scheme Budget	Spend and Commitments	Forecast Outturn	2013/2014	2014/2015			2015/2016 and future years
ICT Strategic Fund - Grant & Capital Receipts Funded	2,104,391	1,854,280	250,111	0	250,111	80,520	150,000	100,111	0	0	0	☺
Improving Information Management Grant	529,038	527,472	1,566	0	1,566	0	1,566	0	0	0	0	☺
<b>Total for ICT</b>	<b>2,633,429</b>	<b>2,381,752</b>	<b>251,677</b>	<b>0</b>	<b>251,677</b>	<b>80,520</b>	<b>151,566</b>	<b>100,111</b>	<b>0</b>	<b>0</b>	<b>0</b>	
New Medway Council Website	250,000	232,025	17,975	0	17,975	0	17,975	0	0	0	0	☺
<b>Total for Communications</b>	<b>250,000</b>	<b>232,025</b>	<b>17,975</b>	<b>0</b>	<b>17,975</b>	<b>0</b>	<b>17,975</b>	<b>0</b>	<b>0</b>	<b>0</b>	<b>0</b>	
Mercury Abatement - Dev & Other Contributions and Prul Borrow Funded	2,724,938	232,191	1,524,809	967,938	2,492,747	209,191	1,965,473	489,837	37,437	0	0	☺
<b>Total for Bereavement Services</b>	<b>2,724,938</b>	<b>232,191</b>	<b>1,524,809</b>	<b>967,938</b>	<b>2,492,747</b>	<b>209,191</b>	<b>1,965,473</b>	<b>489,837</b>	<b>37,437</b>	<b>0</b>	<b>0</b>	
Better for Less - Mobile Working	319,280	28,554	290,726	0	290,726	264,726	81,944	208,782	0	0	0	☹
Better for Less CRM System	1,277,443	878,412	399,031	0	399,031	253,000	253,000	146,031	0	0	0	☺
Better for Less Document Manager	803,277	71,987	731,290	0	731,290	45,005	390,645	340,645	0	0	0	☺
<b>Total for Better for Less</b>	<b>2,400,000</b>	<b>978,953</b>	<b>1,421,047</b>	<b>0</b>	<b>1,421,047</b>	<b>562,731</b>	<b>725,589</b>	<b>695,458</b>	<b>0</b>	<b>0</b>	<b>0</b>	
Building Repair and Maintenance Fund	4,129,500	1,912,077	2,217,423	0	2,217,423	20,587	734,500	630,000	530,000	322,923	0	☺
Pentagon Staff Car Park (BRMF funded)	160,000	115,903	44,097	0	44,097	29,915	44,097	0	0	0	0	☺
Demolition of Civic Centre	800,000	712,459	87,451	0	87,541	105,149	87,541	0	0	0	0	☺
Gun Wharf Reception & Signage	100,000	82,340	17,660	0	17,660	0	17,660	0	0	0	0	☺
Strood Riverside supporting work for CPO and land acquisition	20,939,945	20,238,358	701,587	0	701,587	0	50,000	200,000	200,000	251,587	0	☺
<b>Total for Property, Buildings &amp; Design</b>	<b>26,129,445</b>	<b>23,061,138</b>	<b>3,068,218</b>	<b>0</b>	<b>3,068,308</b>	<b>155,651</b>	<b>933,798</b>	<b>830,000</b>	<b>730,000</b>	<b>574,510</b>	<b>0</b>	
<b>Grand total</b>	<b>34,137,812</b>	<b>26,886,059</b>	<b>6,283,726</b>	<b>967,938</b>	<b>7,251,754</b>	<b>1,008,093</b>	<b>3,794,401</b>	<b>2,115,406</b>	<b>767,437</b>	<b>574,509</b>	<b>0</b>	



Description Of Scheme	Approved Total Scheme Budget	Total Expenditure from date of adoption to 31 March 2012	Remaining Approval		2012/2013		Spend Forecast for Later Years			Total Project Variance	Status	
			Rolled Forward from Earlier Years	New Approvals	Remaining Scheme Budget	Spend and Commitments	Forecast Outturn	2013/2014	2014/2015			2015/2016 and future years
Modernisation and Transformation	1,625,521	915,371	434,605	275,545	710,150	9,413	710,150	0	0	0	0	😊
Occupational Therapy Adaptations	1,076,484	841,127	5,357	230,000	235,357	42,085	235,357	0	0	0	0	😊
Mental Health - Vocational Rehabilitation, Community bridge-building and basic IT skills provision	376,046	297,364	78,682	0	78,682	0	78,682	0	0	0	0	😊
Changing Places	105,000	24,548	80,452	0	80,452	0	80,452	0	0	0	0	😊
ASC Mobile Working	114,501	0	114,501	0	114,501	0	114,501	0	0	0	0	😊
<b>Total for Adult Social Care</b>	<b>3,297,552</b>	<b>2,078,410</b>	<b>713,597</b>	<b>505,545</b>	<b>1,219,142</b>	<b>51,498</b>	<b>1,219,142</b>	<b>0</b>	<b>0</b>	<b>0</b>	<b>0</b>	
Aiming High for Disabled Children	595,546	395,346	200,200	0	200,200	200,200	20,000	180,200	0	0	0	😊
<b>Total for Commissioning</b>	<b>595,546</b>	<b>395,346</b>	<b>200,200</b>	<b>0</b>	<b>200,200</b>	<b>200,200</b>	<b>20,000</b>	<b>180,200</b>	<b>0</b>	<b>0</b>	<b>0</b>	
Various Schools - Extended Schools	0	0	0	0	0	(13,521)	0	0	0	0	0	😊
<b>Total for Inclusion</b>	<b>0</b>	<b>0</b>	<b>0</b>	<b>0</b>	<b>0</b>	<b>(13,521)</b>	<b>0</b>	<b>0</b>	<b>0</b>	<b>0</b>	<b>0</b>	
All Saints Childrens Centre - Cafe Improvement Works	65,000	4,800	60,200	0	60,200	0	60,200	0	0	0	0	😊
Temple Mill Primary Childrens Centre	0	0	0	0	0	(7,323)	0	0	0	0	0	😊
Wave 1 & 2	0	0	0	0	0	(7,300)	0	0	0	0	0	😊
<b>Total for Early Years</b>	<b>65,000</b>	<b>4,800</b>	<b>60,200</b>	<b>0</b>	<b>60,200</b>	<b>(14,623)</b>	<b>60,200</b>	<b>0</b>	<b>0</b>	<b>0</b>	<b>0</b>	
Medway Grid for Learning - Broadband Connectivity	2,382,515	1,526,145	856,370	0	856,370	14,105	796,370	60,000	0	0	0	😊
Medway UTC Development	94,000	15,931	78,069	0	78,069	112	78,069	0	0	0	0	😊
Will Adams Diploma Project	50,000	30,062	19,938	0	19,938	14,826	19,938	0	0	0	0	😊
Diploma Gateway - Medway Partnership	856,000	850,066	5,934	0	5,934	0	5,934	0	0	0	0	😊
<b>Total for Advisors Projects</b>	<b>3,382,515</b>	<b>2,422,204</b>	<b>960,311</b>	<b>0</b>	<b>960,311</b>	<b>29,043</b>	<b>900,311</b>	<b>60,000</b>	<b>0</b>	<b>0</b>	<b>0</b>	
Walderslade Primary - New Build	0	0	0	0	0	0	0	0	0	0	0	😊
Lordswood Primary Amalgamation Works	0	0	0	0	0	0	0	0	0	0	0	😊
Thames View Primary Amalgamation Works	0	0	0	0	0	0	0	0	0	0	0	😊
Primary Strategy Programme	816,473	816,473	48,000	(48,000)	0	0	0	0	0	0	0	😊
Gordon Schools - Amalgamation/PAN Reduction/SEN Hub	98,000	13,270	36,730	48,000	84,730	3,220	84,730	0	0	0	0	😊
All Faiths Primary Basic Need and Suitability Works	2,205,773	1,906,779	298,994	0	298,994	171,567	298,994	0	0	0	0	😊
Oaklands Primary Amalgamation Works	1,792,884	976,428	816,456	0	816,456	488,446	823,972	0	0	0	7,516	😊
Napier Primary Expansion following relocation of Robert Napier 6th form	2,177,686	1,574,701	602,985	0	602,985	221,921	662,985	0	0	0	60,000	😊
Twydall Schools PCP	1,141,467	140,962	1,000,505	0	1,000,505	96,141	1,000,505	0	0	0	0	😊
<b>Total for Primary Strategy</b>	<b>8,232,283</b>	<b>5,428,613</b>	<b>2,803,670</b>	<b>0</b>	<b>2,803,670</b>	<b>981,295</b>	<b>2,871,186</b>	<b>0</b>	<b>0</b>	<b>0</b>	<b>67,516</b>	

Description Of Scheme	Approved Total Scheme Budget	Total Expenditure from date of adoption to 31 March 2012	Remaining Approval			2012/2013		Spend Forecast for Later Years			Total Project Variance	Status
			Rolled Forward from Earlier Years	New Approvals	Remaining Scheme Budget	Spend and Commitments	Forecast Outturn	2013/2014	2014/2015	2015/2016 and future years		
Inspiration Centre - Strood	2,000,000	9,258	1,990,742	0	1,990,742	1,450,742	1,490,742	500,000	0	0	0	😊
Academy Prog Proj Mgmt & Tech Advisory	100,000	0	0	100,000	100,000	0	100,000	0	0	0	0	😊
Strood Academy - SEN	607,220	7,220	600,000	0	600,000	0	600,000	0	0	0	0	😊
Bishop of Rochester - SEN	600,170	2,467	597,703	0	597,703	0	0	597,703	0	0	0	😊
Brompton Academy - SEN	3,066,607	226	3,066,381	0	3,066,381	0	0	3,066,381	0	0	0	😊
Batched ICT procurement for the Academy programme	5,078	(5,172)	10,250	0	10,250	0	10,250	0	0	0	0	😊
Brompton Academy - New Build	20,791,447	2,910,596	17,880,851	0	17,880,851	1,070,584	13,286,000	4,594,851	0	0	0	😊
Decommission Youth House	298,108	264,570	33,538	0	33,538	0	33,538	0	0	0	0	😊
Strood Academy - New Build	25,855,124	20,350,320	5,504,804	0	5,504,804	3,675,064	5,464,852	39,952	0	0	0	😊
Bishop of Rochester Academy - New Build	24,197,064	4,016,861	20,180,203	0	20,180,203	1,135,399	16,903,007	3,277,196	0	0	0	😊
<b>Total for Academies Programme</b>	<b>77,520,818</b>	<b>27,556,346</b>	<b>49,864,472</b>	<b>100,000</b>	<b>49,964,472</b>	<b>7,331,789</b>	<b>37,888,389</b>	<b>12,076,083</b>	<b>0</b>	<b>0</b>	<b>0</b>	
Abbey Court Strood - Secondary Age Provision	0	0	0	0	0	0	0	0	0	0	0	😊
SEN Projects	3,057,622	0	1,545,323	1,512,299	3,057,622	190	0	3,057,622	0	0	0	😊
Abbey Court Rainham - Masterplan	150,000	86,302	63,698	0	63,698	0	33,398	30,300	0	0	0	😊
SEN Masterplan	0	0	0	0	0	0	890	0	0	0	890	😊
Bradfields Autism Unit	1,500,000	142,805	1,357,195	0	1,357,195	1,357,195	1,357,195	0	0	0	0	😊
SEN - Programme Management	100,000	0	0	100,000	100,000	0	100,000	0	0	0	0	😊
<b>Total for SEN Strategy</b>	<b>4,807,622</b>	<b>229,107</b>	<b>2,966,216</b>	<b>1,612,299</b>	<b>4,578,515</b>	<b>1,357,385</b>	<b>1,491,483</b>	<b>3,087,922</b>	<b>0</b>	<b>0</b>	<b>890</b>	
Basic Needs Programme 2011/12	2,630,298	2,525	1,780,099	847,674	2,627,773	5,750	350,000	2,277,773	0	0	0	😊
Wainscott Primary Expansion to 2FE	50,000	16,239	33,761	0	33,761	0	30,000	3,761	0	0	0	😊
Basic Needs - Programme Management	90,000	0	0	90,000	90,000	0	90,000	0	0	0	0	😊
Basic Need - Greenvale	362,326	0	0	362,326	362,326	10,158	362,326	0	0	0	0	😊
Elaine Primary - Expansion Works	633,780	228,949	404,831	0	404,831	173,348	404,831	0	0	0	0	😊
<b>Total for Basic Needs</b>	<b>3,766,404</b>	<b>247,713</b>	<b>2,218,691</b>	<b>1,300,000</b>	<b>3,518,691</b>	<b>189,256</b>	<b>1,237,157</b>	<b>2,281,534</b>	<b>0</b>	<b>0</b>	<b>0</b>	
<b>Other Schools Projects</b>												
Various Schools - Kitchen Renovation	484,308	353,723	30,585	100,000	130,585	47,821	130,585	0	0	0	0	😊
Elaine Primary School - Full Service Extended School Community Hub	0	0	0	0	0	3,971	3,971	0	0	0	3,971	😊
Burnt Oak Primary School	0	0	0	0	0	0	0	0	0	0	0	😊
Practical Cooking Spaces	0	0	0	0	0	0	0	0	0	0	0	😊

Description Of Scheme	Approved Total Scheme Budget	Total Expenditure from date of adoption to 31 March 2012	Remaining Approval					2012/2013			Spend Forecast for Later Years			Total Project Variance	Status
			Rolled Forward from Earlier Years	New Approvals	Remaining Scheme Budget	Spend and Commitments	Forecast Outturn	2013/2014	2014/2015	2015/2016 and future years					
Kitchen/Dining Match Funding	537,609	372,518	165,091	0	165,091	0	165,091	0	0	0	0	0	0	☺	
Woodlands Primary School - Extension to 2FE	0	0	0	0	0	0	0	0	0	0	0	0	0	☺	
Sir Joseph Williamsons DT Block to replace temporary acc	3,249,393	2,483,025	766,368	0	766,368	576,510	576,510	0	0	0	(189,858)	0	0	☺	
Condition Programme 2010/11	0	0	0	0	0	0	0	0	0	0	0	0	0	☺	
Condition Programme 2011/12 - Roofing	0	0	0	0	0	7,737	7,737	0	0	0	7,737	0	0	☺	
Condition Programme 2011/12 - Boilers	0	0	0	0	0	0	0	0	0	0	0	0	0	☺	
Condition Programme 2011/12 - Asbestos Surveys	0	0	0	0	0	0	0	0	0	0	0	0	0	☺	
Condition Programme 2011/12 - Asbestos Resultant Works	0	0	0	0	0	7,600	7,600	0	0	0	7,600	0	0	☺	
Condition Programme 2011/12 - Fire Risk Assessment	0	0	0	0	0	0	0	0	0	0	0	0	0	☺	
Condition Programme 2011/12 - Security	28,425	10,258	18,167	0	18,167	18,167	18,167	0	0	0	0	0	0	☺	
Condition Programme 2011/12 - Water Treatment	0	0	0	0	0	1,500	1,500	0	0	0	1,500	0	0	☺	
Condition Programme 2011/12 - Structural	0	0	0	0	0	0	0	0	0	0	0	0	0	☺	
Accessibility Schemes 2011/12	0	0	0	0	0	0	0	0	0	0	0	0	0	☺	
Condition Programme 2011/12 - Programme Management	120,000	0	0	120,000	120,000	120,000	120,000	0	0	0	0	0	0	☺	
Condition Programme 2012/13 - Roofing	456,800	0	0	456,800	456,800	650	456,800	0	0	0	0	0	0	☺	
Condition Programme 2012/13 - Boilers	1,732,000	0	0	1,732,000	1,732,000	0	1,732,000	0	0	0	0	0	0	☺	
Condition Programme 2012/13 - Asbestos	206,958	0	0	206,958	206,958	320	206,958	0	0	0	0	0	0	☺	
Condition Programme 2012/13 - Electrical Works	146,900	0	0	146,900	146,900	0	146,900	0	0	0	0	0	0	☺	
Condition Programme 2012/13 - Fire Risk Assessment	169,500	0	0	169,500	169,500	0	169,500	0	0	0	0	0	0	☺	
Condition Programme 2012/13 - Security	11,300	0	0	11,300	11,300	0	11,300	0	0	0	0	0	0	☺	
Condition Programme 2012/13 - Water Treatment	226,000	0	0	226,000	226,000	0	226,000	0	0	0	0	0	0	☺	
Condition Programme 2012/13 - Structural	0	0	0	0	0	0	0	0	0	0	0	0	0	☺	
Condition Programme 2012/13 - Other	215,964	0	0	215,964	215,964	215,964	215,964	0	0	0	0	0	0	☺	
Abbey Court - Hydrotherapy Pool	0	0	0	0	0	0	0	0	0	0	0	0	0	☺	
<b>Total for Other School Projects</b>	<b>7,585,157</b>	<b>3,219,524</b>	<b>980,211</b>	<b>3,385,422</b>	<b>4,365,633</b>	<b>1,000,240</b>	<b>4,196,583</b>	<b>0</b>	<b>0</b>	<b>0</b>	<b>(169,050)</b>	<b>0</b>	<b>0</b>		
<b>Sub Total All Projects</b>	<b>109,252,897</b>	<b>41,582,063</b>	<b>60,767,568</b>	<b>6,903,266</b>	<b>67,670,834</b>	<b>11,112,562</b>	<b>49,884,451</b>	<b>17,685,739</b>	<b>0</b>	<b>0</b>	<b>(100,644)</b>	<b>0</b>	<b>0</b>		
Silverbank Park	91,354	77,831	6,520	7,003	13,523	13,523	13,523	0	0	0	0	0	0	☺	
Will Adams Centre	153,021	148,289	(348)	5,080	4,732	4,732	4,732	0	0	0	0	0	0	☺	
Schools Devolved Formula Capital	33,096,628	29,446,899	3,071,183	578,546	3,649,729	21,478	1,392,897	2,256,832	0	0	0	0	0	☺	
<b>Total for Devolved Formula Capital</b>	<b>33,341,003</b>	<b>29,673,019</b>	<b>3,077,355</b>	<b>590,629</b>	<b>3,667,984</b>	<b>39,733</b>	<b>1,411,152</b>	<b>2,256,832</b>	<b>0</b>	<b>0</b>	<b>0</b>	<b>0</b>	<b>0</b>		

Description Of Scheme	Approved Total Scheme Budget	Total Expenditure from date of adoption to 31 March 2012	Remaining Approval				2012/2013		Spend Forecast for Later Years			Total Project Variance	Status
			Rolled Forward from Earlier Years	New Approvals	Remaining Scheme Budget	Spend and Commitments	Forecast Outturn	2013/2014	2014/2015	2015/2016 and future years			
<b>Grand total</b>	<b>142,593,900</b>	<b>71,255,082</b>	<b>63,844,923</b>	<b>7,493,895</b>	<b>71,338,818</b>	<b>11,152,295</b>	<b>51,295,603</b>	<b>19,942,571</b>	<b>0</b>	<b>0</b>	<b>(100,644)</b>		

Description Of Scheme	Approved Gross Cost of Scheme	Total Expenditure from date of adoption to 31 March 2012	Remaining Approval					Spend Forecast for Later Years			Total Project Variance	Status
			Rolled Forward from Earlier Years	New Approvals	Remaining Scheme Budget	Spend and Commitments	Forecast Outturn	2013/2014	2014/2015	2015/2016 and future years		
Compass Close Amenity Works	257,597	253,932	3,665	0	3,665	0	3,665	0	0	0	0	☺
Gillingham Park	610,988	552,083	14,775	44,130	58,905	2,084	58,905	0	0	0	0	☺
Wildlife Habitat at Motney Fields	70,000	67,542	2,458	0	2,458	0	2,458	0	0	0	0	☺
Greenspace Initiatives	407,580	269,094	136,106	2,380	138,486	8,489	138,486	0	0	0	0	☺
2011-12 Greenspaces Section 106 Schemes	287,467	63,220	139,281	84,966	224,247	43,345	224,247	0	0	0	0	☺
Brook Pumping Station Subsidence	249,492	232,222	17,270	0	17,270	2,424	17,270	0	0	0	0	☺
Opening the Doors - Guildhall Museum	180,000	162,240	17,760	0	17,760	6,061	17,760	0	0	0	0	☺
Eastgate House Improvements	156,183	89,054	67,129	0	67,129	22,376	22,376	22,376	22,377	0	0	☺
English Heritage - Local Management Arrangement	730,000	591,900	138,100	0	138,100	0	88,000	25,100	25,000	0	0	☺
Upnor Castle Visitor Interpretation	91,489	72,677	18,812	0	18,812	3,390	18,812	0	0	0	0	☺
Rochester Castle Keep Floodlighting	90,000	6,000	84,000	0	84,000	0	84,000	0	0	0	0	☺
Eastgate House HLF Bid - Round 2	105,000	37,086	67,914	0	67,914	26,321	67,914	0	0	0	0	☺
Beechings Way Pavillion	302,191	0	0	302,191	302,191	0	40,000	262,191	0	0	0	☺
<b>Leisure and Culture Total</b>	<b>3,537,987</b>	<b>2,397,050</b>	<b>707,270</b>	<b>433,667</b>	<b>1,140,937</b>	<b>114,490</b>	<b>783,893</b>	<b>309,667</b>	<b>47,377</b>	<b>0</b>	<b>0</b>	
Highways - Planned Works Fabric (Capital Receipts)	1,891,814	1,641,583	(769)	251,000	250,231	250,231	250,231	0	0	0	0	☺
Medway Tunnel (LTP Borrowing) and Grant DfT	6,400,000	2,589,760	3,810,240	0	3,810,240	4,338	1,000,000	1,000,000	1,810,240	0	0	☺
Leviathan Way	350,000	0	0	350,000	350,000	1,000	345,000	5,000	0	0	0	☺
Island Way	660,000	0	0	660,000	660,000	4,000	656,000	4,000	0	0	0	☺
Four Elms to Tunnel Improvement	224,566	0	0	224,566	224,566	500	40,000	100,000	84,566	0	0	☺
Horsted Gyrotory and Ped Improvements	244,104	0	0	244,104	244,104	6,000	35,980	192,180	15,944	0	0	☺
Highways - Design and Resurfacing (Capital Receipts)	6,149,725	5,000,312	210,413	939,000	1,149,413	744,196	1,149,413	0	0	0	0	☺

Description Of Scheme	Approved Gross Cost of Scheme	Total Expenditure from date of adoption to 31 March 2012	Remaining Approval					Spend Forecast for Later Years			Total Project Variance	Status
			Rolled Forward from Earlier Years	New Approvals	Remaining Scheme Budget	Spend and Commitments	Forecast Outturn	2013/2014	2014/2015	2015/2016 and future years		
Highways - Structures and Tunnels (Capital Receipts)	1,938,462	1,409,783	218,679	310,000	528,679	74,412	528,679	0	0	0	0	☺
Highways Responsive Large Patching	250,000	209,379	40,621	0	40,621	37,315	40,621	0	0	0	0	☺
Highways Responsive Resurfacing	500,000	439,322	60,678	0	60,678	49,744	60,678	0	0	0	0	☺
Highways Maintenance LTP3	4,703,000	2,017,376	335,624	2,350,000	2,685,624	537,862	2,685,624	0	0	0	0	☺
Darnley Arches Subway (Third Party Contributions)	708,403	145,791	420,998	141,614	562,612	1,000	560,000	2,612	0	0	0	☺
Section 106 Contributions	601,776	396,007	426,335	(220,566)	205,769	5,500	173,541	32,228	0	0	0	☺
Floodlighting (Capital Receipts)	27,000	23,231	3,769	0	3,769	0	3,769	0	0	0	0	☺
Residential Part 1 claims	0	0	0	0	0	0	0	0	0	0	0	☺
Stoke Crossing (HCA Grant and S.106)	15,285,006	13,252,794	2,032,212	0	2,032,212	680,000	1,200,000	147,552	0	0	(684,660)	☺
Integrated Transport LTP3	3,299,000	1,646,814	76,186	1,576,000	1,652,186	50,000	1,400,000	252,186	0	0	0	☺
Civic Centre Car Park (Invest to save)	300,000	51,180	248,820	0	248,820	128,126	0	248,820	0	0	0	☺
Railway Street Car Park (Invest to Save)	235,117	11,875	158,125	65,117	223,242	11,875	223,242	0	0	0	0	☺
<b>Front Line Services Total</b>	<b>43,767,973</b>	<b>28,835,207</b>	<b>8,041,931</b>	<b>6,890,835</b>	<b>14,932,766</b>	<b>2,586,099</b>	<b>10,352,778</b>	<b>1,984,578</b>	<b>1,910,750</b>	<b>0</b>	<b>(684,660)</b>	
World Heritage Site & Great Lines Heritage Park - Funding from SEEDA, CHDT, English Heritage, Defence Estates.	374,815	315,329	59,486	0	59,486	1,237	59,486	0	0	0	0	☺
Artlands North Kent - Funding from Arts Council England SE and KCC	374,000	263,919	0	110,081	110,081	107,371	110,081	0	0	0	0	☺
Innovation Centre Medway Phase 2 - Funded from Prudential Borrowing	8,890,000	8,875,504	14,496	0	14,496	14,496	14,496	0	0	0	0	☺
Watermill Wharf Strood - Funded from Capital Receipts	434,501	431,501	3,000	0	3,000	0	3,000	0	0	0	0	☺
Gillingham Gateway - Section 106 Funding	321,128	114,952	206,176	0	206,176	121,558	206,176	0	0	0	0	☺
Walls & Gardens	230,985	33,023	197,962	0	197,962	18,476	115,462	66,000	16,500	0	0	☺
Pentagon BS Lease Settlement	381,100	196,100	185,000	0	185,000	0	0	0	185,000	0	0	☺
Bus Shelters	12,688	0	6,878	5,810	12,688	3,486	12,688	0	0	0	0	☺



Description Of Scheme	Approved Gross Cost of Scheme	Total Expenditure from date of adoption to 31 March 2012	Remaining Approval					Spend Forecast for Later Years			Total Project Variance	Status
			Rolled Forward from Earlier Years	New Approvals	Remaining Scheme Budget	Spend and Commitments	Forecast Outturn	2013/2014	2014/2015	2015/2016 and future years		
Townscape Heritage Initiatives - Grant funded - Heritage Lottery fund and Capital Receipts	1,574,789	1,483,119	116,882	(25,212)	91,670	91,670	91,670	0	0	0	0	☺
Housing Renovation Loans	1,866,477	1,500,788	339,305	26,384	365,689	365,689	175,000	190,689	0	0	0	☺
Energy Efficiency Top-Up Grants	71,673	68,940	2,733	0	2,733	2,733	2,733	0	0	0	0	☺
Crisis Grants	290,000	289,865	135	0	135	135	135	0	0	0	0	☺
Empty Homes	268,082	265,440	2,642	0	2,642	1,200	2,642	0	0	0	0	☺
Disabled Facilities Grants	5,155,249	4,135,429	280,820	739,000	1,019,820	493,139	717,763	302,057	0	0	0	☺
<b>Housing Development and Transport Total</b>	<b>20,245,487</b>	<b>17,973,911</b>	<b>1,415,515</b>	<b>856,063</b>	<b>2,271,578</b>	<b>1,221,190</b>	<b>1,511,332</b>	<b>558,746</b>	<b>201,500</b>	<b>0</b>	<b>0</b>	
Rochester Riverside Phase 1a Other	211,000	21,601	189,399	0	189,399	667	63,133	63,133	63,133	0	0	☺
Rochester Riverside Phase 1a Infrastructure	2,500,000	1,276,250	1,223,750	0	1,223,750	633,355	808,875	414,875	0	0	0	☺
<b>Regeneration Total</b>	<b>2,711,000</b>	<b>1,297,851</b>	<b>1,413,149</b>	<b>0</b>	<b>1,413,149</b>	<b>634,022</b>	<b>872,008</b>	<b>478,008</b>	<b>63,133</b>	<b>0</b>	<b>0</b>	
Planned Maintenance	17,668,998	12,612,375	291,623	4,765,000	5,056,623	863,651	5,056,623	0	0	0	0	☺
Disabled Adaptations to Council Dwellings	1,293,437	987,303	56,134	250,000	306,134	48,216	306,134	0	0	0	0	☺
<b>HRA Total</b>	<b>18,962,435</b>	<b>13,599,678</b>	<b>347,757</b>	<b>5,015,000</b>	<b>5,362,757</b>	<b>911,867</b>	<b>5,362,757</b>	<b>0</b>	<b>0</b>	<b>0</b>	<b>0</b>	
<b>Grand Total</b>	<b>89,224,882</b>	<b>64,103,696</b>	<b>11,925,622</b>	<b>13,195,565</b>	<b>25,121,187</b>	<b>5,467,668</b>	<b>18,882,768</b>	<b>3,330,999</b>	<b>2,222,760</b>	<b>0</b>	<b>(684,660)</b>	



Description Of Scheme	Approved Gross Cost of Scheme	Total Expenditure from date of adoption to 31 March 2012	Remaining Approval		2012/2013		Spend Forecast for Later Years			Total Project Variance	Status	
			Rolled Forward from Earlier Years	New Approvals	Remaining Scheme Budget	Spend and Commitments	Forecast Outturn	2013/2014	2014/2015			2015/2016 and future years
Unallocated Member Priorities	598,714	0	598,714	0	598,714	598,714	598,714	0	0	0	0	☺
<b>Total for Member Priorities - Business Support</b>	<b>598,714</b>	<b>0</b>	<b>598,714</b>	<b>0</b>	<b>598,714</b>	<b>598,714</b>	<b>598,714</b>	<b>0</b>	<b>0</b>	<b>0</b>	<b>0</b>	
Hempstead Allotment	203,175	137,384	65,791	0	65,791	137,384	65,791	0	0	0	0	☺
Phase 8 Allotments	75,325	55,028	20,297	0	20,297	55,028	20,297	0	0	0	0	☺
Traffic calming scheme - Meresborough Road	80,000	58,064	21,936	0	21,936	20,000	21,936	0	0	0	0	☺
Road Speed Warning Signs	471,000	470,307	693	0	693	693	693	0	0	0	0	☺
Roundabout & Road Improvements	150,000	148,907	1,093	0	1,093	1,093	1,093	0	0	0	0	☺
Improvements to Gillingham High Street	50,000	41,825	8,175	0	8,175	617	8,175	0	0	0	0	☺
Lyall Way Playspace Scheme	13,654	12,602	1,052	0	1,052	293	1,052	0	0	0	0	☺
Magpie Hall Road sewer connection	12,450	5,985	6,465	0	6,465	12,450	6,465	0	0	0	0	☺
Adult Play Fitness For All	97,612	30,169	67,443	0	67,443	66,250	67,443	0	0	0	0	☺
Moonstone Drive Play Area	11,300	0	11,300	0	11,300	11,300	11,300	0	0	0	0	☺
Grange Road Footway Renovation	28,359	0	28,359	0	28,359	0	28,359	0	0	0	0	☺
Lower Bloors Lane Allotment Fence	19,200	0	19,200	0	19,200	17,454	19,200	0	0	0	0	☺
Princes Park Anti Vandal Project	4,794	3,995	799	0	799	799	799	0	0	0	0	☺
Medway Rugby Club Electrics	21,750	3,150	18,600	0	18,600	18,600	18,600	0	0	0	0	☺
Beechings Field Monster Shelter	11,000	0	11,000	0	11,000	7,836	11,000	0	0	0	0	☺
Theodore Place Road Improvements	28,000	11,890	16,110	0	16,110	5,500	16,110	0	0	0	0	☺
The Close new street lighting	15,400	13,480	1,920	0	1,920	15,400	1,920	0	0	0	0	☺
<b>Total for Member Priorities - Regeneration, Community &amp; Culture</b>	<b>1,293,019</b>	<b>992,786</b>	<b>300,233</b>	<b>0</b>	<b>300,233</b>	<b>370,697</b>	<b>300,233</b>	<b>0</b>	<b>0</b>	<b>0</b>	<b>0</b>	
<b>Grand total</b>	<b>1,891,733</b>	<b>992,786</b>	<b>898,947</b>	<b>0</b>	<b>898,947</b>	<b>969,411</b>	<b>898,947</b>	<b>0</b>	<b>0</b>	<b>0</b>	<b>0</b>	