

# Health and Adult Social Care Overview and Scrutiny Committee Supplementary Agenda No 1

Notice of a Meeting, to be held as a **Virtual Meeting** in accordance with Regulation 5 of The Local Authorities and Police and Crime Panels (Coronavirus) (Flexibility of Local Authority and Police and Crime Panel Meetings) (England and Wales) Regulations 2020

**A meeting of the committee will be held on:**

**Date:** Tuesday, 16 June 2020

**Time:** 6.30pm

**Venue:** Virtual Meeting

**Membership:** Councillors Wildey (Chairman), Purdy (Vice-Chairman), Adeoye, Ahmed, Aldous, Barrett, Bhutia, McDonald, Murray, Paterson, Price, Thompson and Mrs Elizabeth Turpin

**Co-opted members without voting rights:**

Margaret Cane (Healthwatch Medway CIC Representative) and Shirley Griffiths (Medway Pensioners Forum)

## Agenda

- 7 **Medway NHS Foundation Trust (MFT) Progress Report and Improvement Priorities** (Pages 3 - 8)

Appendix 4 of the above report is enclosed.

For further information please contact Jon Pitt, Democratic Services Officer on Telephone: 01634 332715 or Email: [democratic.services@medway.gov.uk](mailto:democratic.services@medway.gov.uk)

Date: 8 June 2020

## **Information about this virtual meeting**

Please note that any member of the press and public may follow proceedings at this 'virtual' meeting via a weblink which will be publicised on the Council's website ahead of the meeting. Please refer to this meeting via the meeting calendar for further details:

<https://democracy.medway.gov.uk/mgCalendarMonthView.aspx?GL=1&bcr=1>

Members of the press and public may tweet, blog etc. during the live broadcast as they would be able to during a regular Committee meeting.



Chart 1 — Ratings for acute services / acute trust

	Safe	Effective	Caring	Responsive	Well-led	Overall
Urgent and emergency care Services	Requires improvement ↔ Mar 2020	Good ↔ Mar 2020	Good ↔ Mar 2020	Requires improvement ↔ Mar 2020	Good ↔ Mar 2020	Requires improvement ↔ Mar 2020
Medical Care ( Including older peoples care)	Requires improvement ↓ Mar 2020	Requires improvement ↓ Mar 2020	Requires improvement ↓ Mar 2020	Inadequate ↓ Mar 2020	Inadequate ↓ Mar 2020	Inadequate ↓ Mar 2020
Surgery	Requires improvement ↔ Mar 2020	Good ↔ Mar 2020	Good ↔ Mar 2020	Requires improvement ↔ Mar 2020	Requires improvement ↔ Mar 2020	Requires improvement ↔ Mar 2020
Critical Care	Good ↑ Mar 2020	Good ↔ Mar 2020	Outstanding ↑ Mar 2020	Good ↑ Mar 2020	Outstanding ↑↑ Mar 2020	Outstanding ↑↑ Mar 2020
Maternity and Gynaecology	Good Mar 2017	Good Mar 2017	Outstanding Mar 2017	Good Mar 2017	Good Mar 2017	Good Mar 2017
Services for Children and Young People	Requires improvement ↔ Mar 2020	Requires improvement ↓ Mar 2020	Good ↔ Mar 2020	Requires improvement ↓ Mar 2020	Good ↔ Mar 2020	Requires improvement ↓ Mar 2020
End of Life Care	Good ↔ Mar 2020	Good ↔ Mar 2020	Good ↔ Mar 2020	Good ↑ Mar 2020	Good ↑ Mar 2020	Good ↑ Mar 2020
Outpatients	Good Jul 2018	N/A	Good Jul 2018	Requires improvement Jul 2018	Requires improvement Jul 2018	Requires improvement Jul 2018
Diagnostic Imaging	Requires improvement Jul 2018	N/A	Good Jul 2018	Requires improvement Jul 2018	Requires improvement Jul 2018	Requires improvement Jul 2018
Overall trust	Requires improvement ↔ Mar 2020	Requires improvement ↓ Mar 2020	Good ↔ Mar 2020	Requires improvement ↔ Mar 2020	Requires improvement ↔ Mar 2020	Requires improvement ↔ Mar 2020

## Chart 2 — Overall rating for Medway Foundation Trust

4

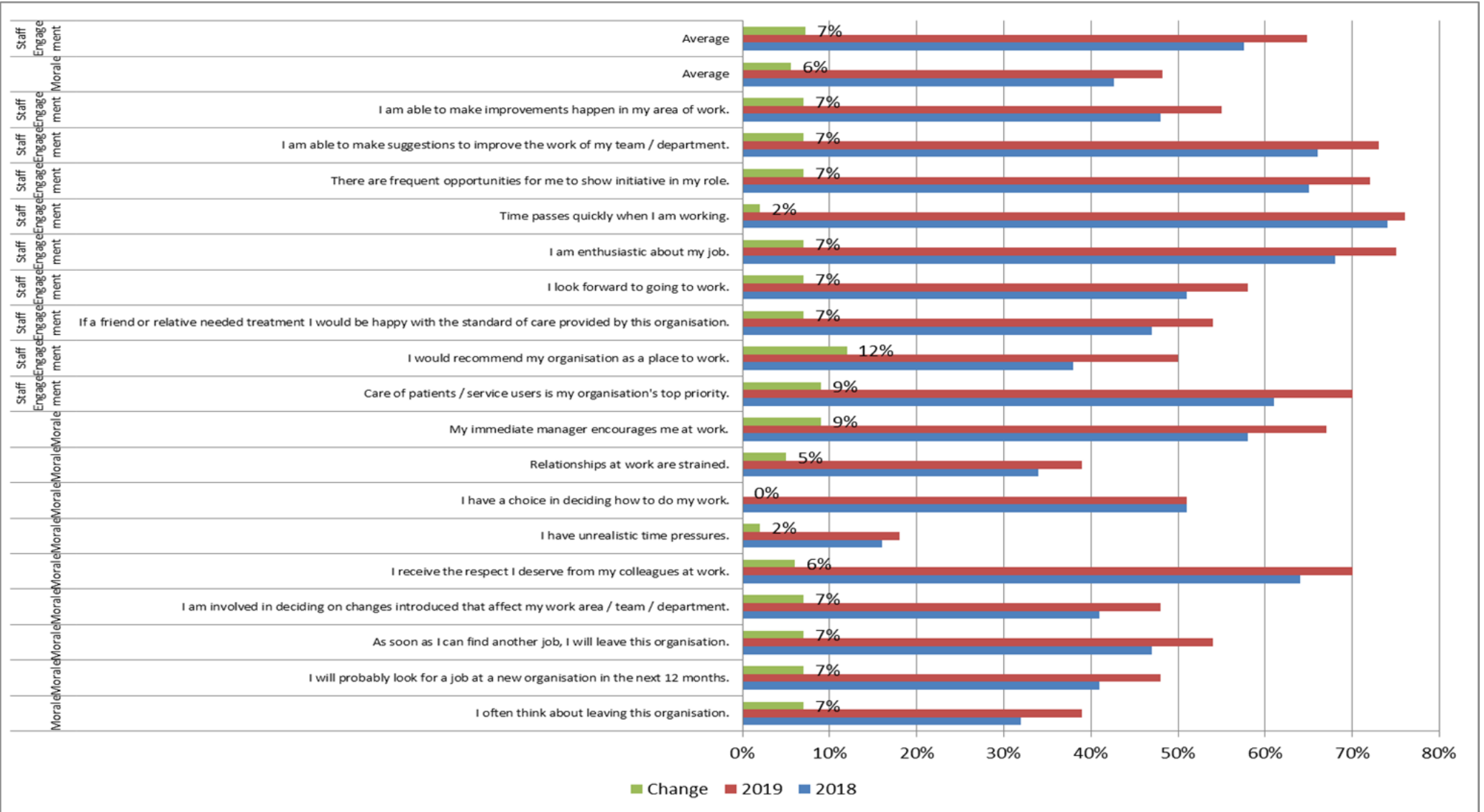


### Chart 3 — Staff survey responses

Theme	2018 score	2018 respondents	2019 score	2019 respondents	Statistically significant change?
Equality, diversity & inclusion	8.8	1573	8.9	1792	Not significant
Health & wellbeing	5.3	1591	5.6	1809	↑
Immediate managers	6.2	1596	6.6	1810	↑
Morale	5.4	1584	5.8	1789	↑
Quality of appraisals	5.5	1248	5.7	1518	Not significant
Quality of care	7.0	1342	7.4	1580	↑
Safe environment - Bullying & harassment	7.4	1584	7.8	1797	↑
Safe environment - Violence	9.4	1581	9.4	1788	Not significant
Safety culture	6.1	1577	6.4	1800	↑
Staff engagement	6.4	1609	6.8	1821	↑
Team working	6.1	1573	6.6	1799	↑

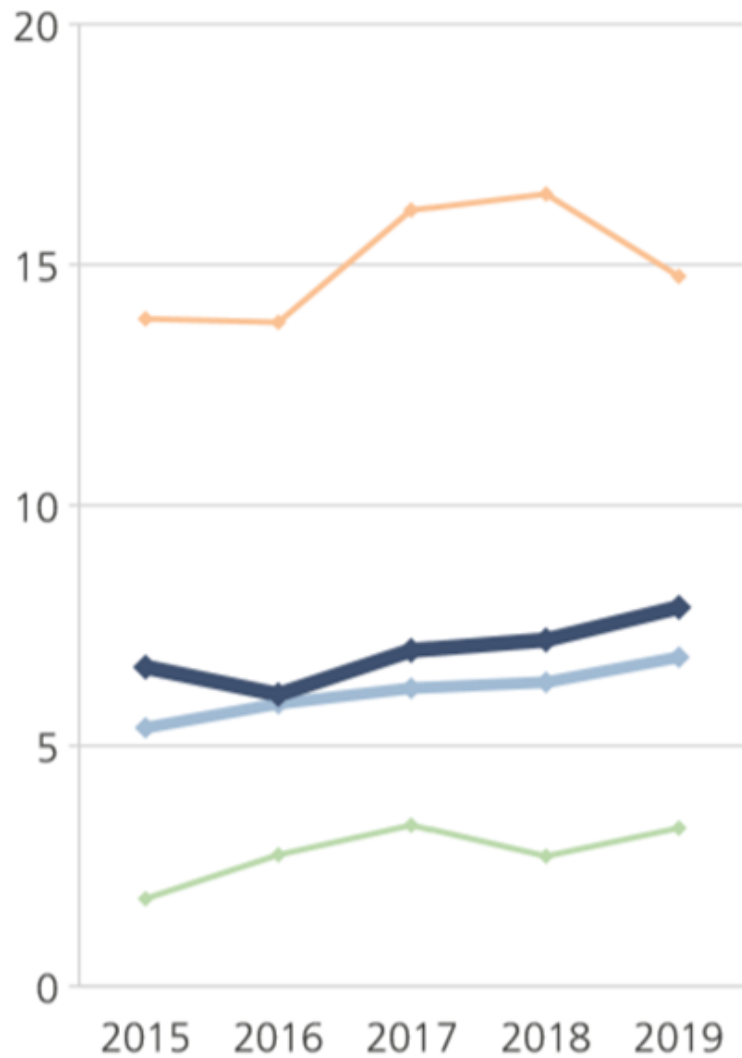
# Chart 4 — Staff survey responses

9



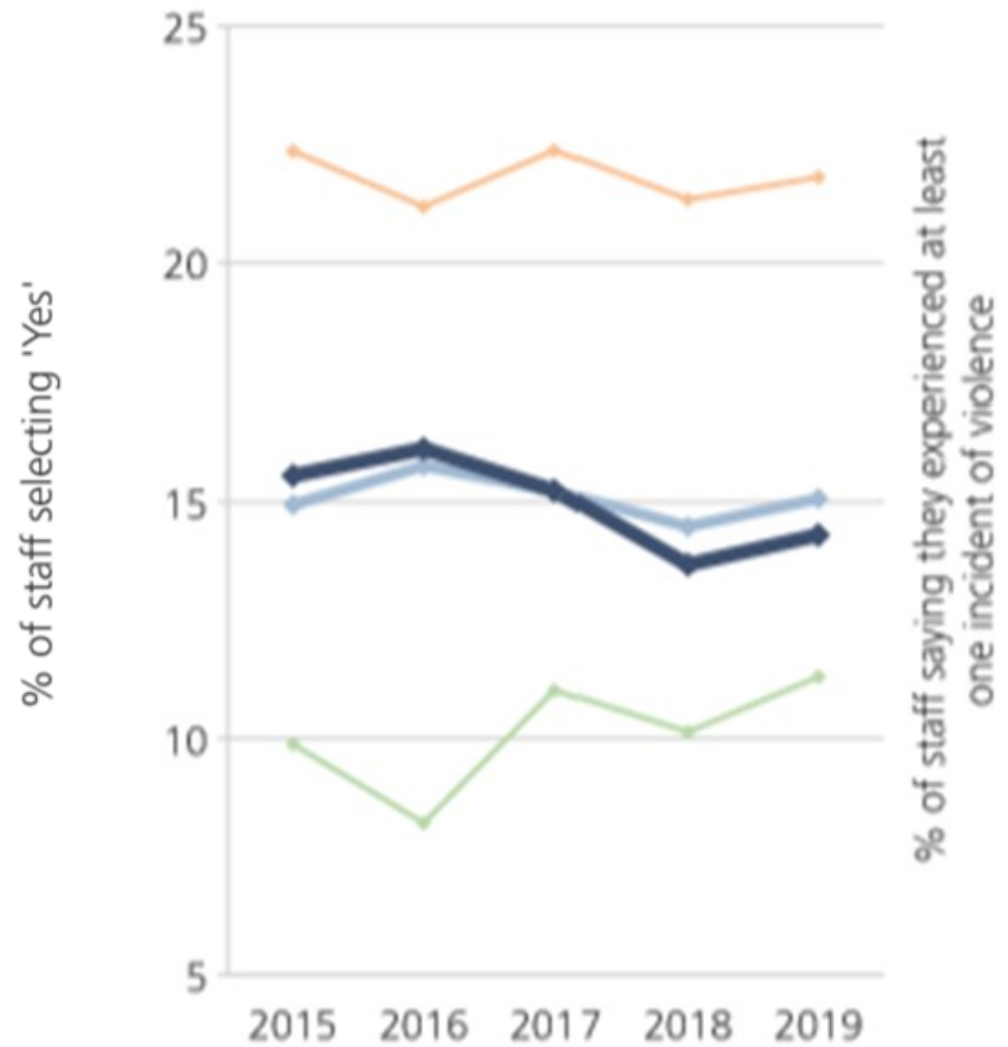
**Chart 5 — Discrimination at work**

In the last 12 months have you personally experienced discrimination at work from patients / service users, their relatives or other members of the public?



**Chart 6 — Physical violence at work**

In the last 12 months how many times have you personally experienced physical violence at work from patients / service users, their relatives or other members of the public?



# Chart 7 — Friends and Family Test survey results

8

